

HPV-Associated Cancers in Texas

What is HPV?



Human papillomavirus (HPV) is the most common sexually transmitted infection in the U.S.

More than 40 types of HPV can infect the genital areas and the lining of the mouth and throat.

Most HPV infections do not cause cancer, but some high-risk HPV infections can.¹

The Centers for Disease Control and Prevention (CDC) estimates that the following percentage of cancers are likely caused by HPV:^{4,5}



- More than 90% of cervical and anal cancers
- About 70% of oropharyngeal, vaginal, and vulvar cancers
- About 60% of penile cancers

Which cancers are associated with HPV?^{2,3}



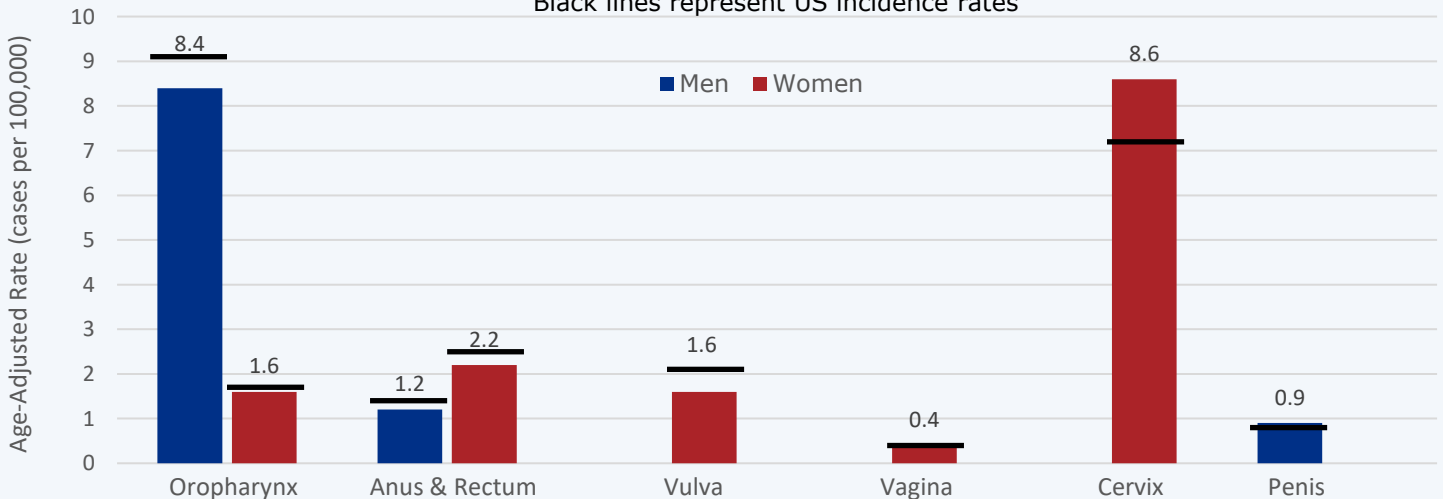
Persistent infections with HPV can cause carcinomas of the cervix and squamous cell cancers of the oropharynx, anus and rectum, vulva, vagina, and penis.

3,650

About 3,650 new cases of HPV-associated cancers occur in Texas each year (2,120 in women and 1,530 in men).

HPV-Associated Cancer Incidence Rates by Sex and Site, Texas, 2016-2020

Black lines represent US incidence rates



- In Texas, the average age-adjusted incidence rate for all HPV-associated cancers is 12.4 per 100,000.
- The most common HPV-associated cancer among men is oropharyngeal, with rates 5 times higher than in women.
- The most common HPV-associated cancer among women is cervical, with rates in Texas higher than in the U.S.



The COVID-19 pandemic disrupted health services, leading to delays and reductions in cancer screening, diagnosis, and reporting to some central cancer registries. This may have contributed to a decline in new cases for most cancer sites in 2020. Because 2020 was a temporary, anomalous year caused by the pandemic, it can bias estimates such as cancer incidence trends that are of substantive interest. Trends are not included in this report. See the TCR website for more information as it becomes available.

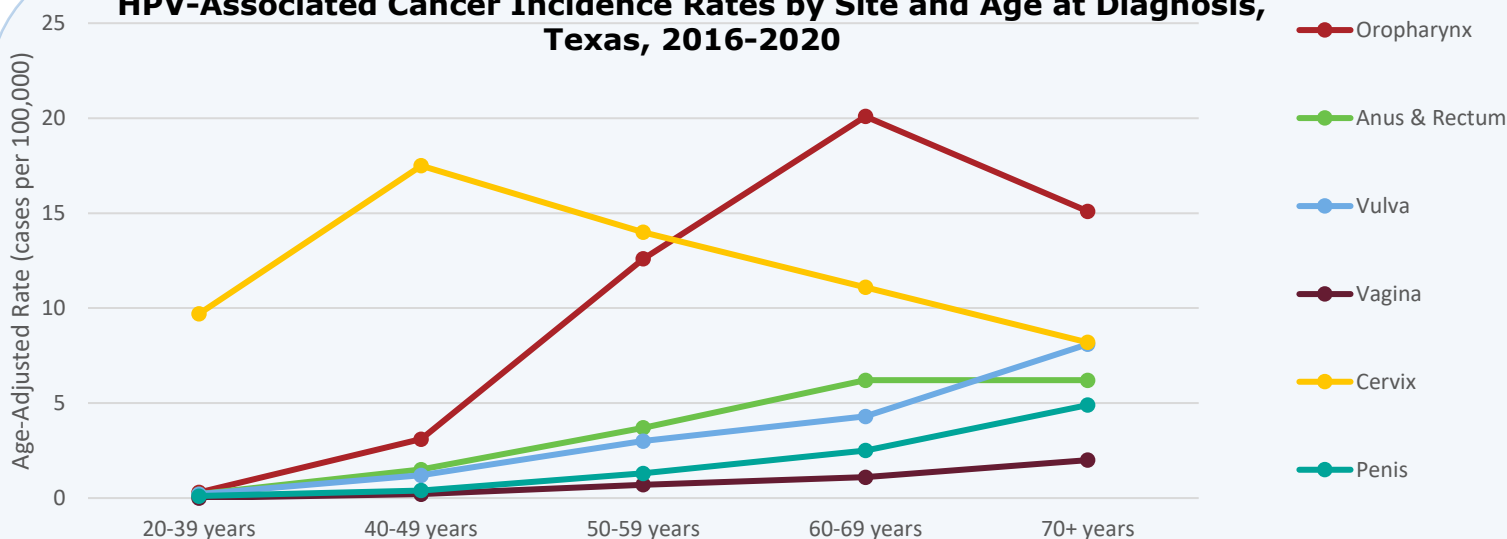


TEXAS
Health and Human
Services

Texas Department of State
Health Services

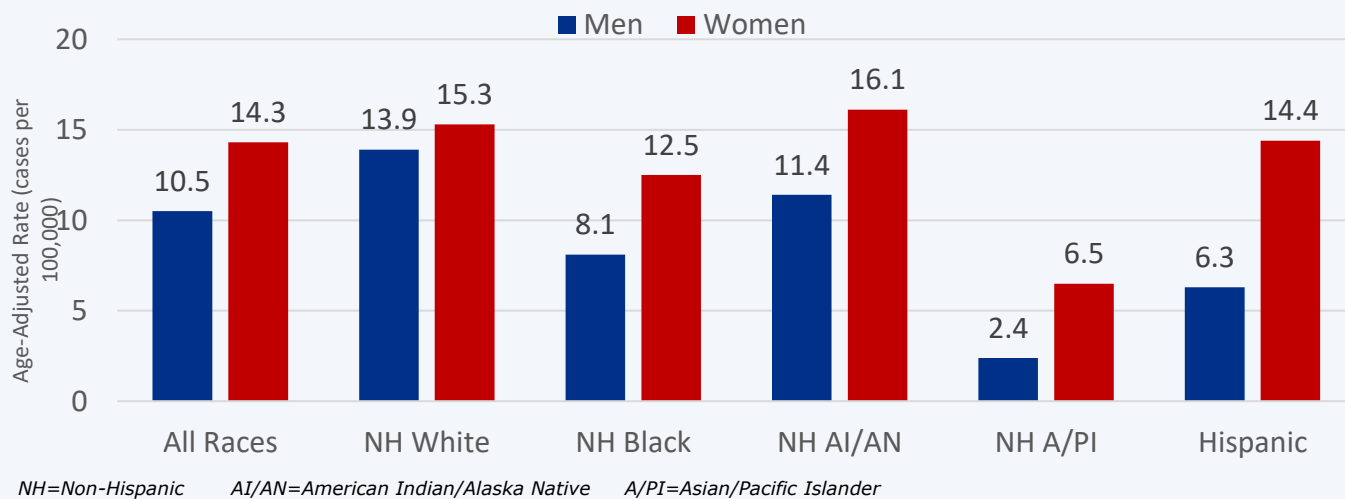
dshs.texas.gov

HPV-Associated Cancer Incidence Rates by Site and Age at Diagnosis, Texas, 2016-2020



- Cervical cancer incidence rates were highest among those 40-49 years of age (17.5 cases per 100,000 women).
- Oropharyngeal cancer incidence rates were highest among those 60-69 years of age (20.1 cases per 100,000).
- Incidence rates of vulvar, vaginal, and penile cancers continued to increase with each age group.

HPV-Associated Cancer Incidence Rates by Race/Ethnicity and Sex, Texas, 2016-2020



References

- Centers for Disease Control and Prevention. [Basic Information about HPV and Cancer | CDC](#)
- HPV and Cancer, National Cancer Institute (NCI). [cancer.gov/about-cancer/causes-prevention/risk/infectious-agents/hpv-and-cancer](#)
- Viens LJ, Henley SJ, Watson M, Markowitz LE, Thomas CC, Thompson TD, Razzaghi H, Saraiya M, Centers for Disease Control and Prevention (CDC). [Human papillomavirus-associated cancers—United States, 2008–2012](#). MMWR 2016;65(26):661–666.
- Centers for Disease Control and Prevention. [How Many Cancers Are Linked with HPV Each Year?](#) Atlanta, GA: U.S. Department of Health and Human Services.
- Islami et al (2018). Proportion and number of cancer cases and deaths attributable to potentially modifiable risk factors in the United States. CA: A Cancer Journal for Clinicians, 68(1), 31-54.

Data sources

- Texas Cancer Registry ([www.dshs.texas.gov/tcr](#)) SEER*Stat Database, 1995-2020 Incidence, Texas statewide, 2022 Submission, cutoff 11/07/2022. Texas Department of State Health Services, Cancer Epidemiology and Surveillance Branch, created February 2023.

The Cancer Epidemiology and Surveillance Branch (CESB), Texas Department of State Health Services prepared this data brief. If you have questions or would like to request additional statistics, please contact us by emailing CancerData@dshs.texas.gov or calling 1-800-252-8059.

For more information, visit the CESB website, dshs.texas.gov/tcr.