



Weekly Flu Surveillance Report

Week 41 - October 6th - October 12th, 2024

Disclaimer

Most cases of influenza are not reportable in the state of Texas, thus the data in this report was collected from hospitals, clinics, and schools throughout the region who have agreed to voluntarily submit data.

Definitions

ILI: Influenza-Like Illness. This is an illness that resembles the flu, but has not been confirmed. **Rapid:** These tests are typically done in-house to quickly test for influenza. **PCR:** These tests are generally more precise than rapid tests and are performed at the DSHS state lab and many commercial labs to confirm a case of influenza.

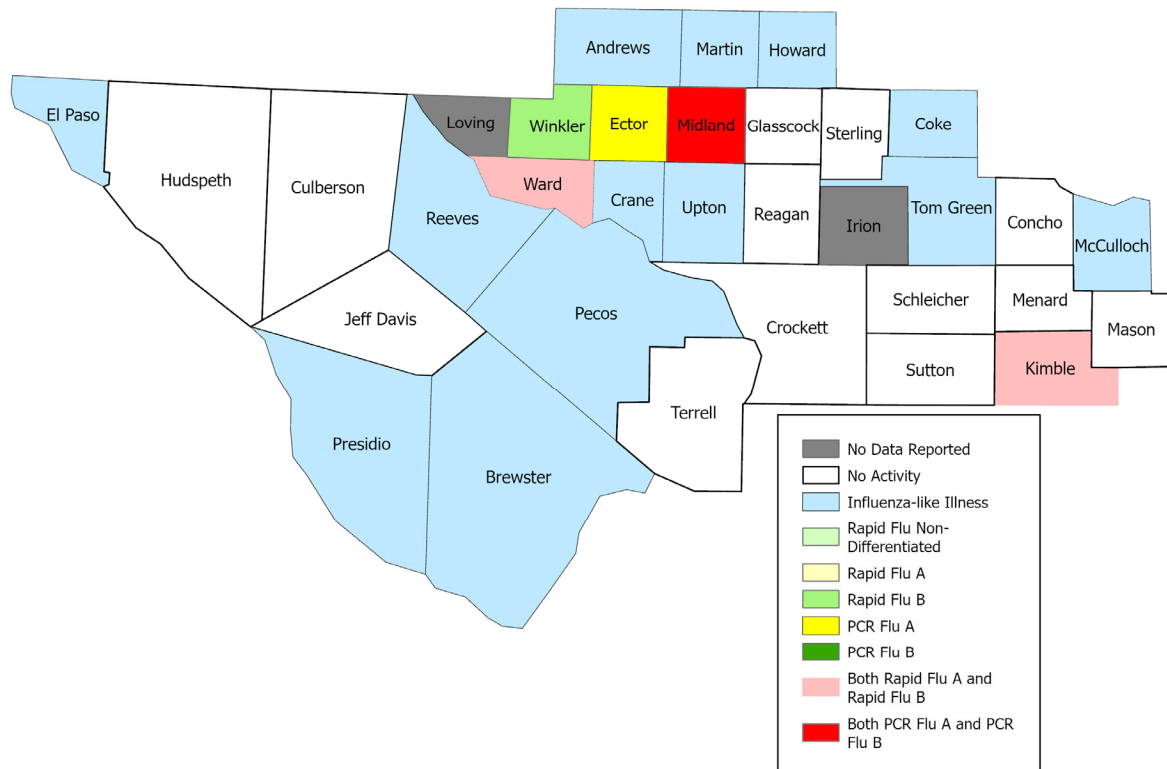
Summary Data

Condition	Week 41	Week 40	Week 39
Number of Counties Reporting (36 total)	↓ 34	35	0
Number of Counties Reporting ILI	↓ 18	20	0
Number of Counties Reporting High Levels of ILI*	↑ 14	11	0
Number of Counties Reporting Flu A	↑ 4	2	0
Number of Counties Reporting Flu B	→ 5	5	0
Number of Counties Reporting Flu A & Flu B	↑ 4	1	0

The arrows represent changes from the previous week. A sideways arrow means there was no change in that condition.

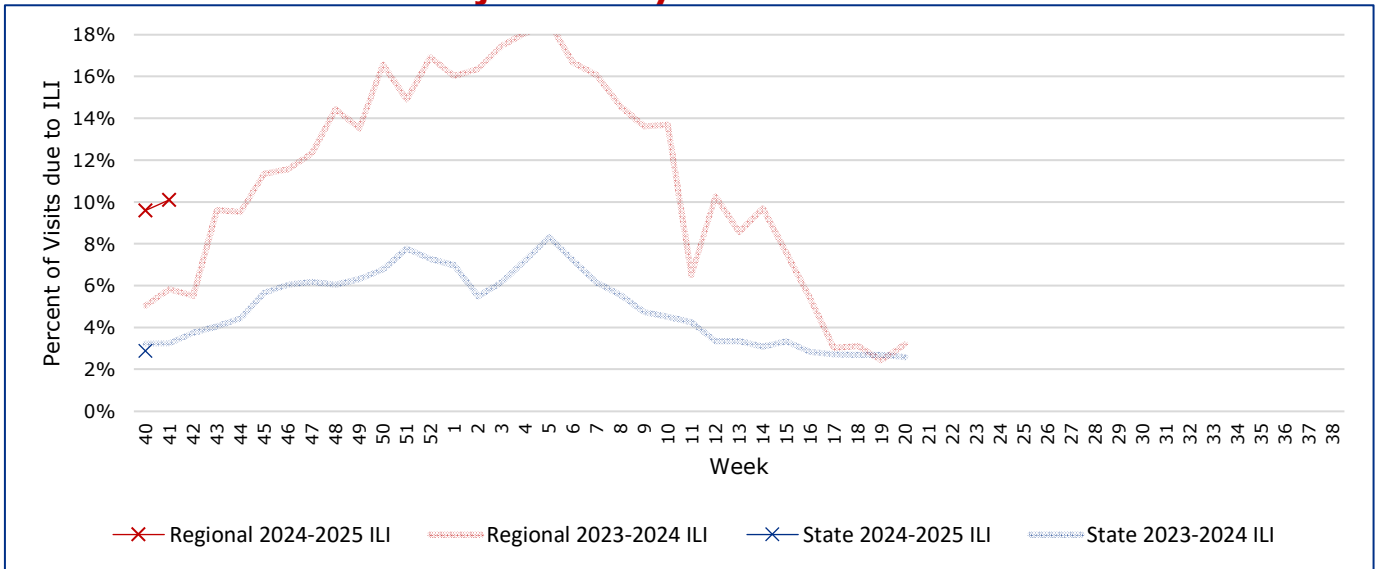
*Counties with total percent of visits due to ILI above 4.0% for the week are considered to have high/abnormal levels.

Map of Regional Flu Activity



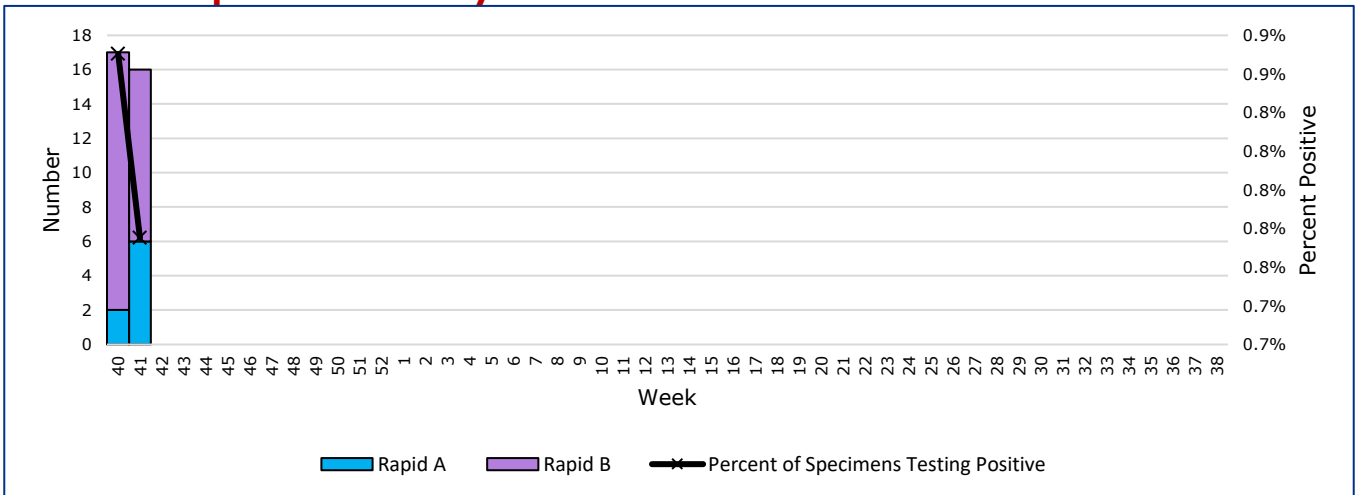
The map above depicts the previous week's reports of flu or influenza-like illness activity in each county. The legend on the bottom right of the map describes the meaning of each color.

Influenza-Like Illness Projections by Week



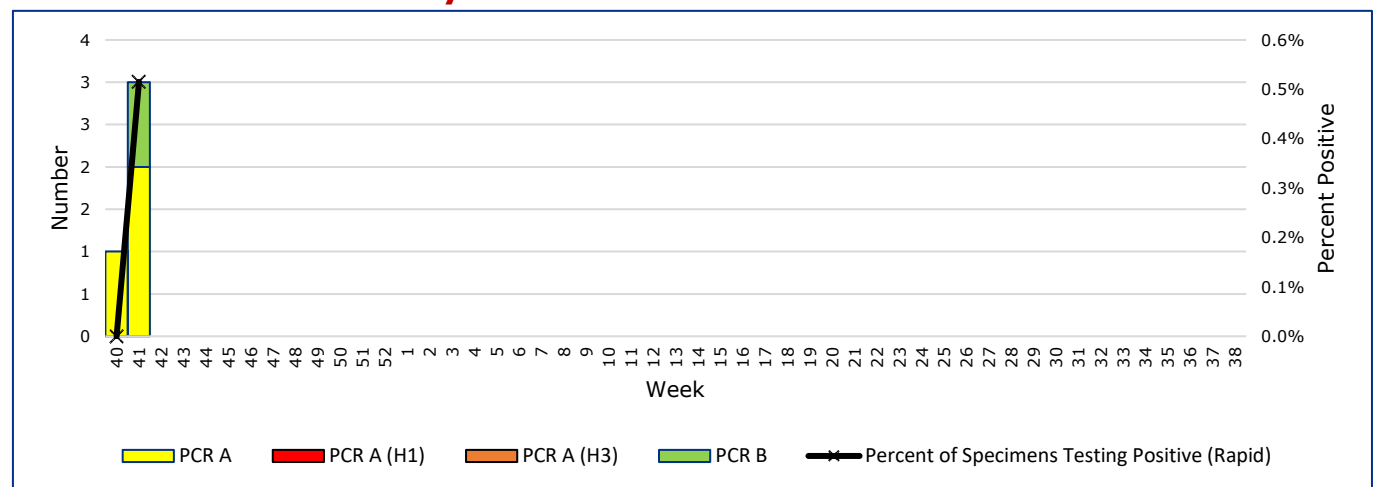
This chart documents the percentage of patient visits that were due to ILI at hospitals and clinics around the region, excluding confirmed COVID cases. It compares our region's data with the state's data and also compares to last flu season.

Positive Rapid Flu Tests by Week



This chart documents the number of rapid tests that have come back positive for flu A and flu B each week throughout the region.

Positive PCR Flu Tests by Week

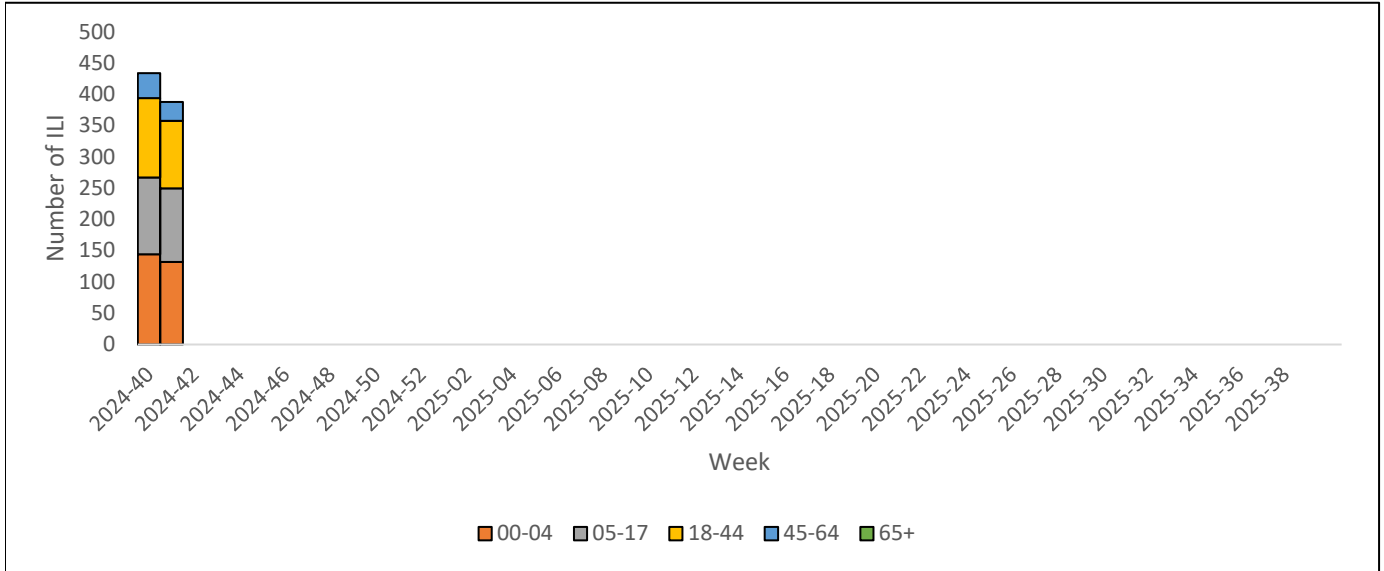


This chart documents the number of PCR tests that have come back positive for flu A and flu B each week throughout the region.

Flu Data by County

County	Week 41				Week 40				Week 39			
	Patient Visits	% with ILI	Flu A	Flu B	Patient Visits	% with ILI	Flu A	Flu B	Patient Visits	% with ILI	Flu A	Flu B
Andrews	699	8%	0	0	661	10%	0	0	0		0	0
Borden	4	0%	0	0	7	0%	0	0	0		0	0
Brewster	76	0%	0	0	99	0%	0	0	0		0	0
Coke	22	0%	0	0	27	0%	0	0	0		0	0
Concho	31	0%	0	0	39	0%	0	0	0		0	0
Crane	40	0%	0	0	47	0%	0	0	0		0	0
Crockett	6	0%	0	0	9	0%	0	0	0		0	0
Culberson	7	0%	0	0	12	0%	0	0	0		0	0
Dawson	154	0%	0	0	171	0%	0	0	0		0	0
Ector	5803	20%	1	4	5955	19%	2	9	0		0	0
El Paso	6345	0%	0	0	6593	0%	0	0	0		0	0
Gaines	119	0%	0	0	114	0%	0	0	0		0	0
Glasscock	5	0%	0	0	8	0%	0	0	0		0	0
Howard	784	11%	0	0	676	11%	0	1	0		0	0
Hudspeth	23	0%	0	0	14	0%	0	0	0		0	0
Irion	0		0	0	1	0%	0	0	0		0	0
Jeff Davis	27	0%	0	0	19	0%	0	0	0		0	0
Kimble	147	7%	1	1	123	5%	0	1	0		0	0
Loving	0		0	0	3	0%	0	0	0		0	0
McCulloch	161	21%	0	0	142	13%	0	0	0		0	0
Martin	267	4%	0	0	65	0%	0	0	0		0	0
Mason	33	0%	0	0	25	0%	0	0	0		0	0
Menard	11	0%	0	0	15	0%	0	0	0		0	0
Midland	2959	11%	1	1	2959	12%	0	0	0		0	0
Pecos	153	12%	0	0	173	2%	0	0	0		0	0
Presidio	67	6%	0	0	78	3%	0	0	0		0	0
Reagan	15	0%	0	0	32	0%	0	0	0		0	0
Reeves	1095	2%	0	0	961	1%	0	0	0		0	0
Schleicher	5	0%	0	0	0		0	0	0		0	0
Sterling	2	0%	0	0	2	0%	0	0	0		0	0
Sutton	16	0%	0	0	18	0%	0	0	0		0	0
Terrell	7	0%	0	0	4	0%	0	0	0		0	0
Tom Green	1195	0%	0	0	1253	0%	0	0	0		0	0
Upton	112	25%	0	0	98	30%	1	0	0		0	0
Ward	808	33%	5	3	772	34%	0	2	0		0	0
Winkler	430	13%	0	2	433	15%	0	2	0		0	0
Total	21628	9.9%	8	11	21608	9.5%	3	15	0		0	0

ILI by Age Group



This chart documents the number of ILI admissions in hospitals around the region by age group from syndromic surveillance data. It excludes ILI with a confirmed COVID-19 discharge diagnosis.

Flu-Associated Pediatric Deaths & Outbreaks

No flu-associated pediatric deaths have been reported in PHR 9/10 this flu season. In PHR 9/10, no flu outbreaks have been reported for Week 41.

For a more comprehensive look at respiratory illnesses circulating throughout Texas, please visit: <https://www.dshs.texas.gov/texas-respiratory-virus-surveillance-report> and select the "Current Extended Flu Activity Report"