

Texas HIV Medication Program Update

Rachel Sanor, LMSW, MBA

Director

HIV Care and Medications Unit



Texas HIV Medication Program (THMP) Update

- TakeChargeTexas
- Projections and demographic information
- Application processing



TakeChargeTexas (TCT)



TCT Communications: IAMOnline

- **TCT Banner Message:**

"If your account is suspended or you have received an email notification about your IAMOnline Account, please change your TCT password or contact TCTClientHelp@dshs.texas.gov for assistance."

- **Client Portal Letter and Email:**

"You may have received the email below notifying you that Texas Health and Human Services suspended your IAMOnline account since you have not accessed it in 90 days. **Your IAMOnline account is the same as your TakeChargeTexas (TCT) account.**

"What should you do if you receive this email?"

1. Change your password as soon as possible.
2. Go to the <https://takechargetexas.gov/Account/Login>
3. Select **'Forgot Password?'**

If you are having issues changing or updating your password, please contact the TCT Help Desk at TCTClientHelp@dshs.texas.gov."



TCT Demographics-Race and Ethnicity

Race	Agency Portal		Client Portal		Total	
	Total Clients	%	Total Clients	%	Total Clients	%
White	13,798	59%	557	2%	14,355	61%
Black or African American	7,604	33%	336	2%	7,940	35%
Other/Unknown	586	3%	61	0%	647	3%
Asian	250	1%	20	0%	270	1%
Grand Total	22,238	96%	974	4%	23,212	100%

Ethnicity	Agency Portal		Client Portal		Total	
	Total Clients	%	Total Clients	%	Total Clients	%
Hispanic or Latino	10,964	47%	301	1%	11,265	48%
Not Hispanic or Latino	10,375	45%	633	3%	11,008	48%
Unknown	899	4%	40	0%	939	4%
Grand Total	22,238	96%	974	4%	23,212	100%



TCT Demographics-Gender and Age

Gender	Agency Portal		Client Portal		Total	
	Total Clients	%	Total Clients	%	Total Clients	%
Male	16,955	73%	749	3%	17,704	76%
Female	4,710	20%	183	1%	4,893	21%
Transgender	426	2%	16	0%	442	2%
Unknown	147	1%	26	0%	173	1%
Grand Total	22,238	96%	974	4%	23,212	100%

Age Groups	Agency Portal		Client Portal		Total	
	Total Clients	%	Total Clients	%	Total Clients	%
<25	1,069	5%	44	0%	1,113	5%
25-44	12,087	52%	451	2%	12,538	54%
45-54	4,527	19%	163	1%	4,690	20%
55-64	3,418	15%	179	1%	3,597	16%
65+	1,137	5%	137	0%	1,274	5%
Grand Total	22,238	96%	974	4%	23,212	100%



TCT Applications Submitted Quarterly

June 1, 2024–August 31, 2024

Client Portal

- Total number of applications submitted through the client portal: 305
- Total number of THMP applications submitted: 281 (92%)
- Total number of applications submitted for both Care and THMP: 179 (59%)

Agency Portal

- Total number of applications submitted through the agency portal: 15,159
- Total number of THMP applications submitted: 11,290 (74%)
- Total number of applications submitted for both Care and THMP: 6,779 (45%)

THMP Clients

Total number of approved THMP applications:
7,621

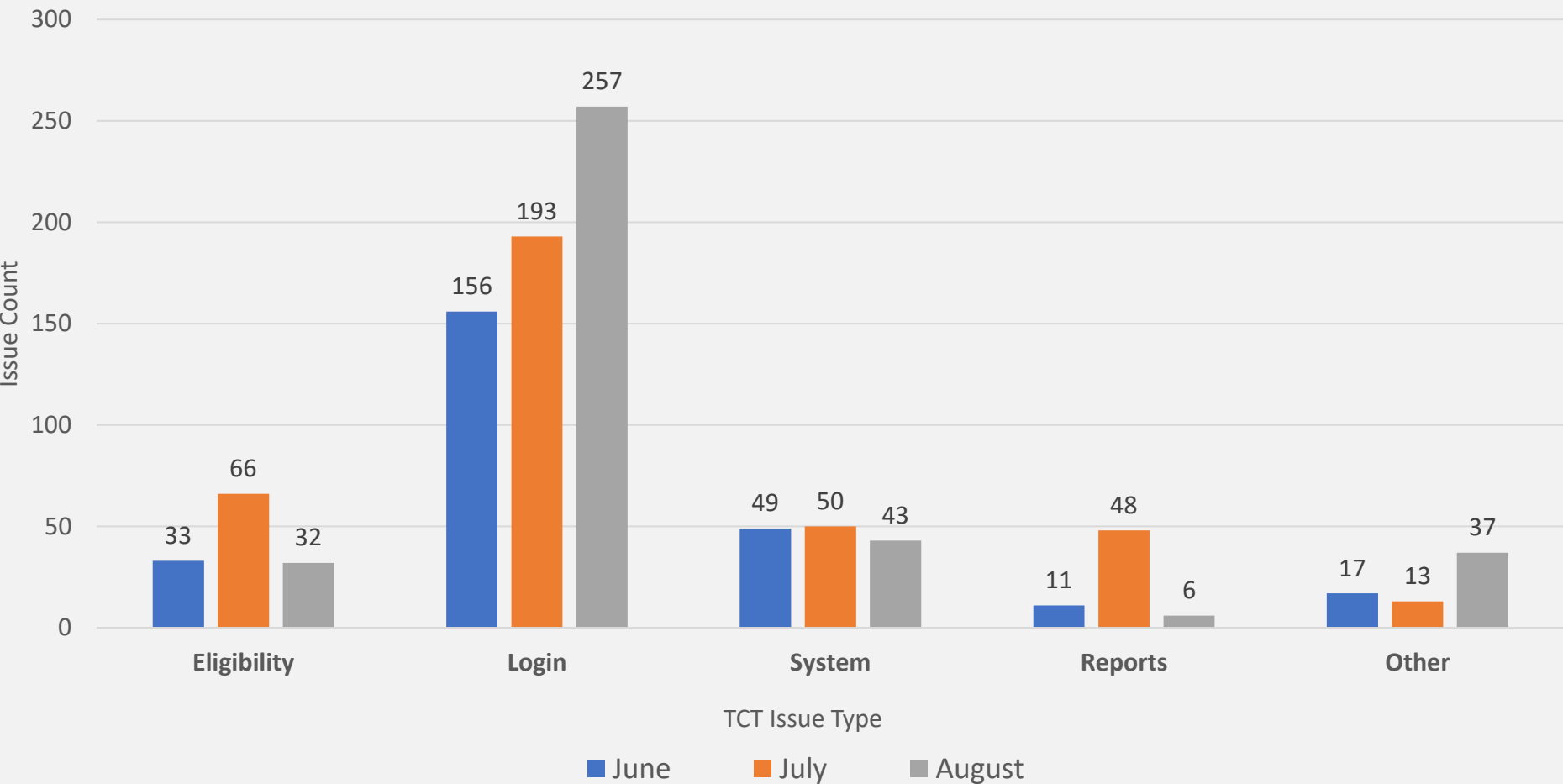
Pharmacy

Total number of order batches: 5,503
Total number of medications orders: 36,864



Quarterly TCT Help Desk Issue Types

June 1, 2024–August 31, 2024



TCT Applications Submitted Annually

September 1, 2023–August 31, 2024

Client Portal

- Total number of applications submitted through the client portal: 1,604
- Total number of THMP applications submitted: 1,470 (92%)
- Total number of applications submitted for both Care and THMP: 971 (61%)

Agency Portal

- Total number of applications submitted through the agency portal: 62,031
- Total number of THMP applications submitted: 45,886 (74%)
- Total number of applications submitted for both Care and THMP: 29,306 (47%)

THMP Clients

Total number of approved THMP applications:
17,891

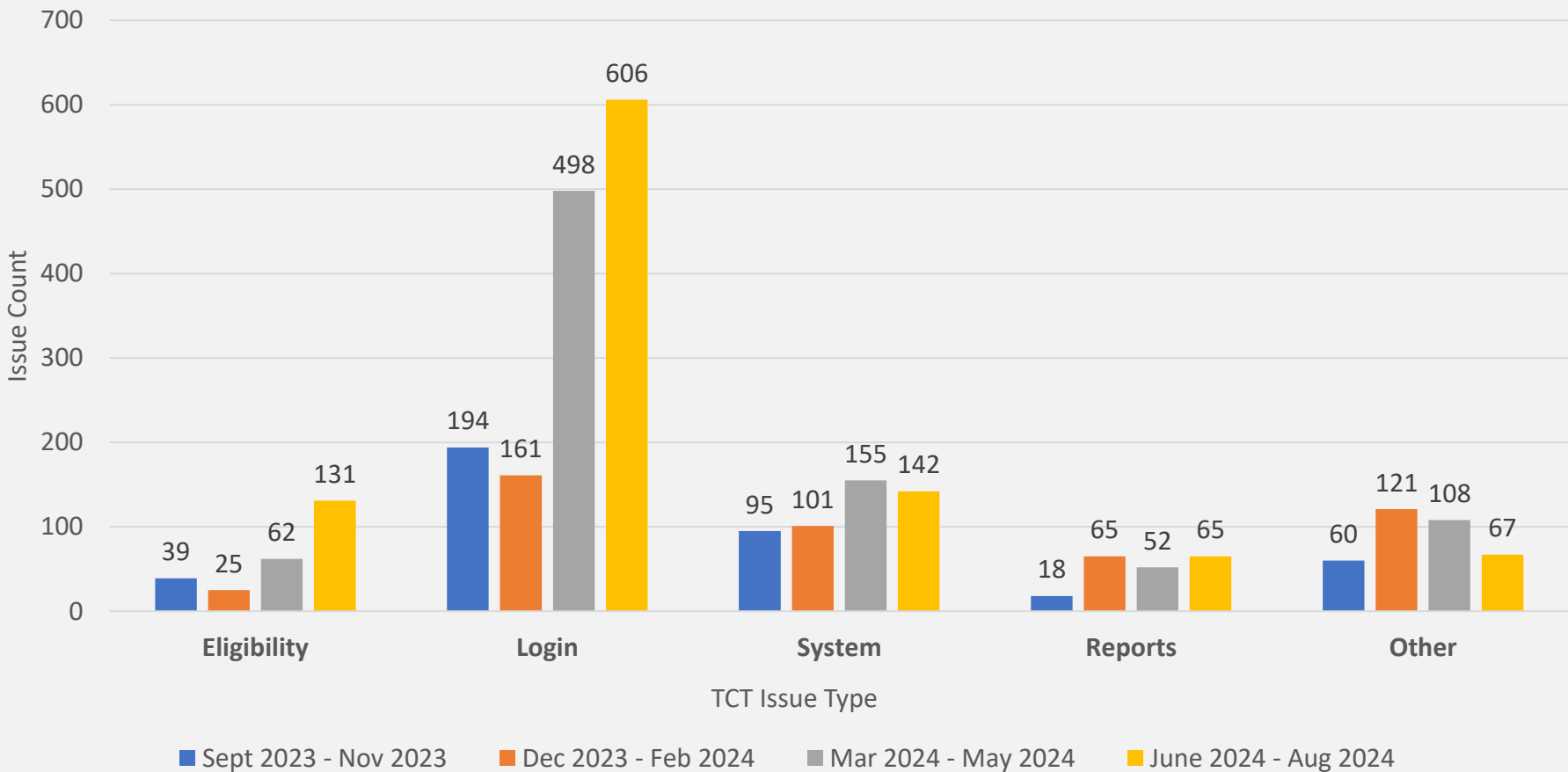
Pharmacy

Total number of order batches: 14,408
Total number of medications orders: 148,976



Annual TCT Help Desk Issue Types by Quarter

September 1, 2023–August 31, 2024

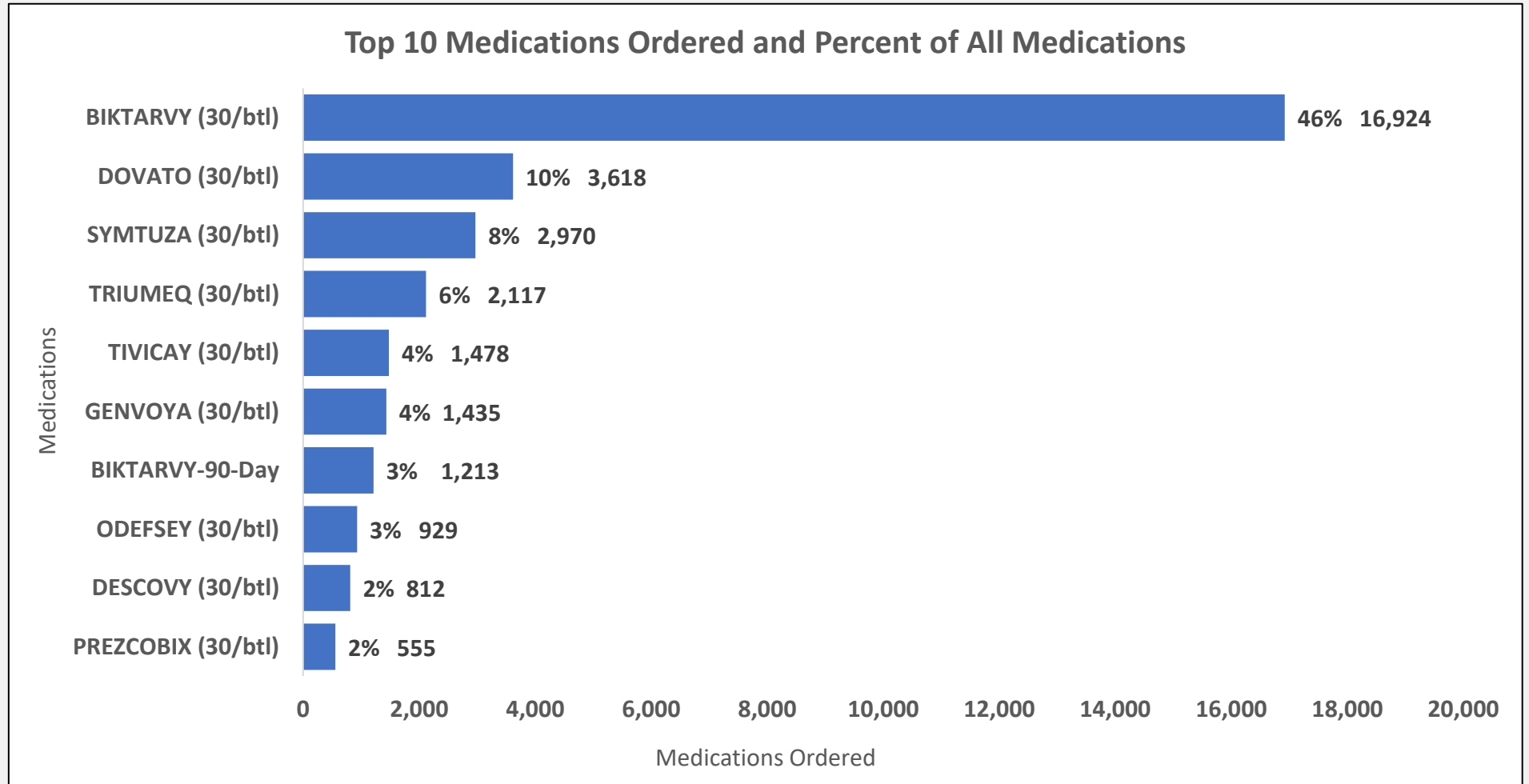


Projections and Demographic Information



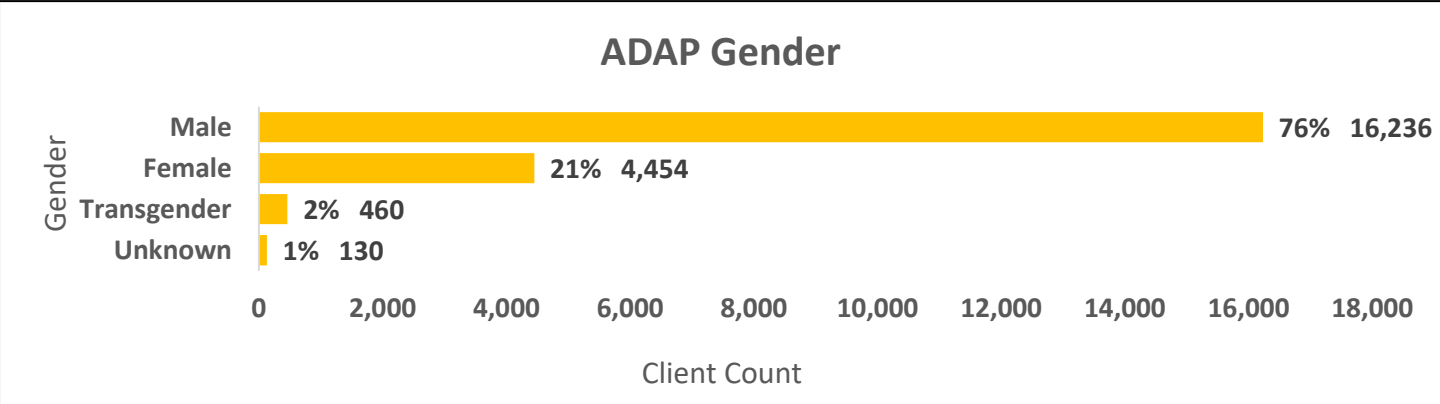
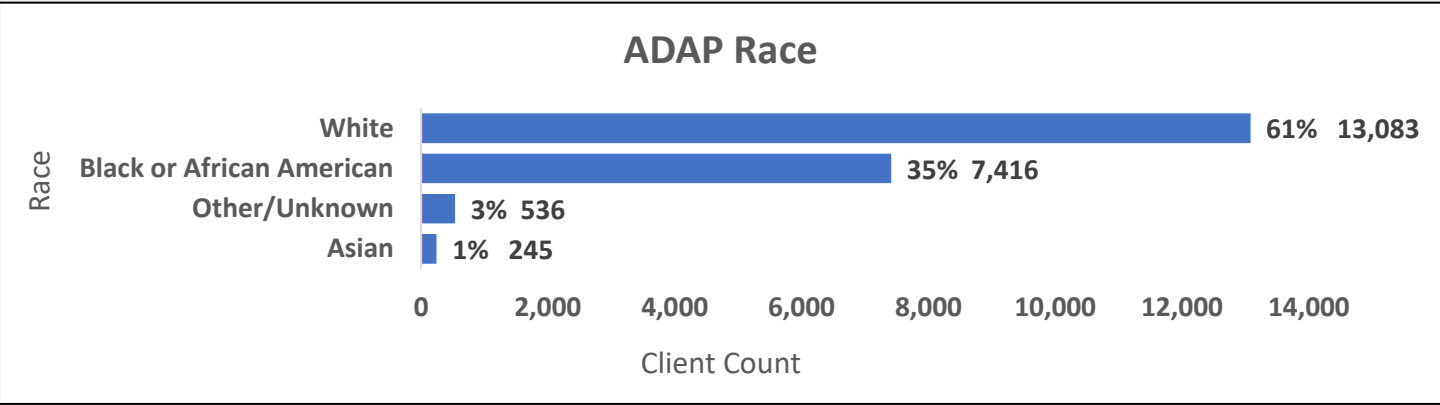
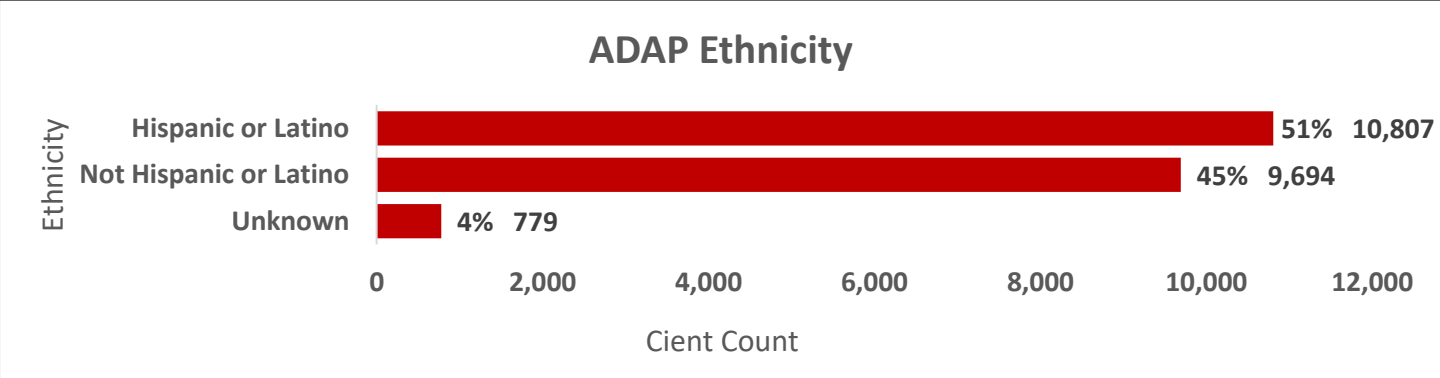
THMP Medications: June 2024–August 2024

Total = 36,864



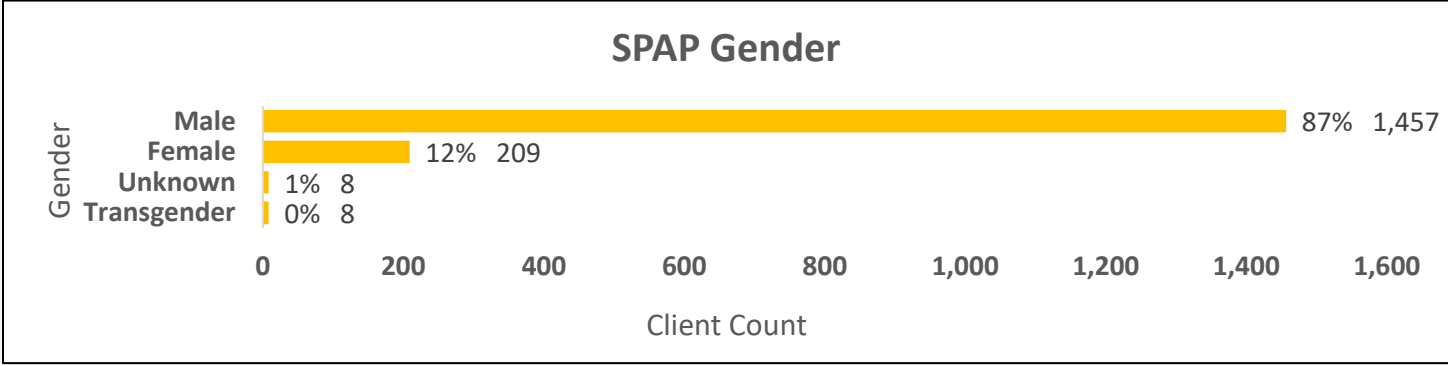
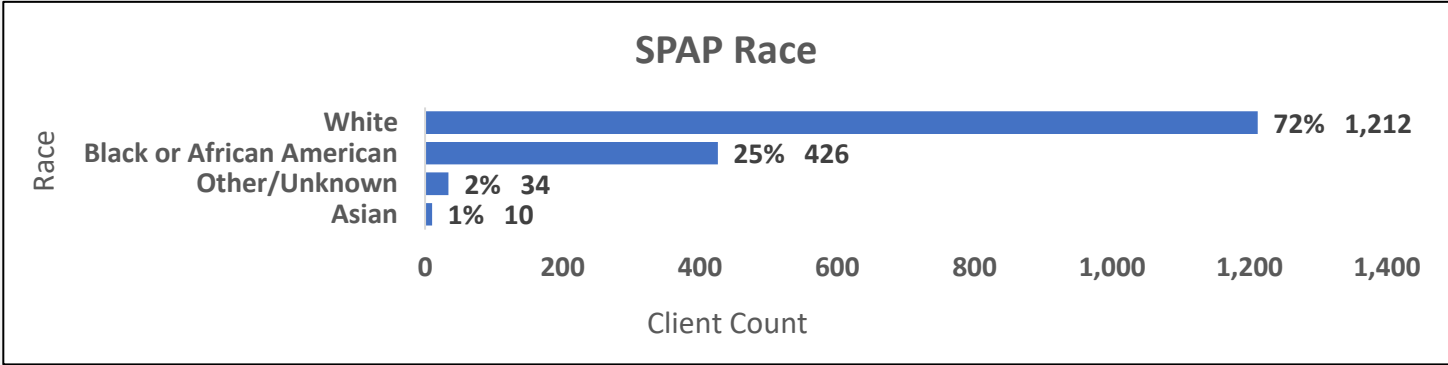
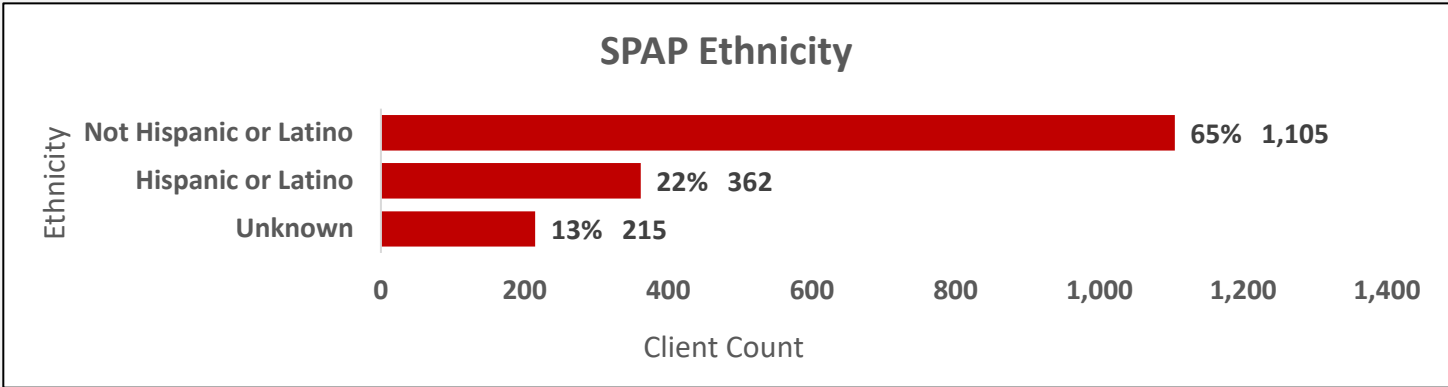
ADAP Demographics: June 2024–August 2024

Total Clients with Medications Filled = 21,280



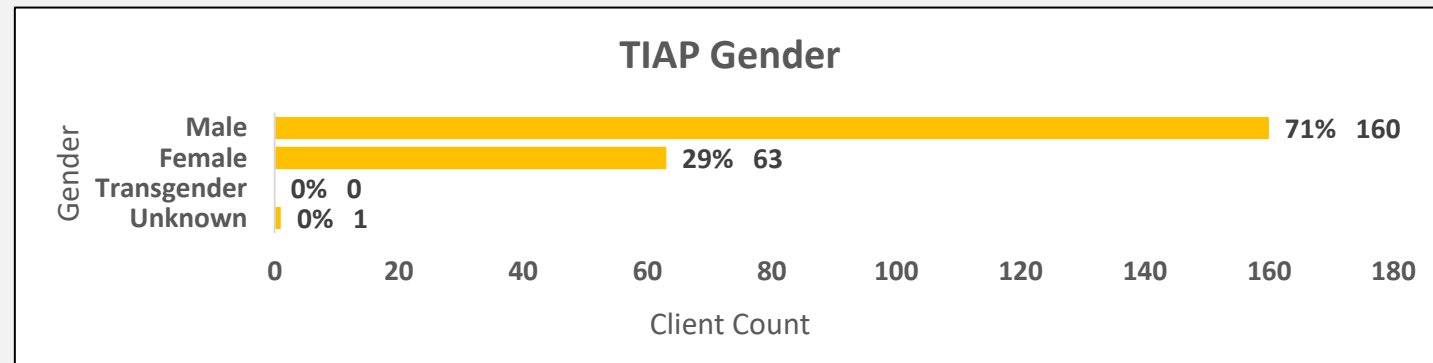
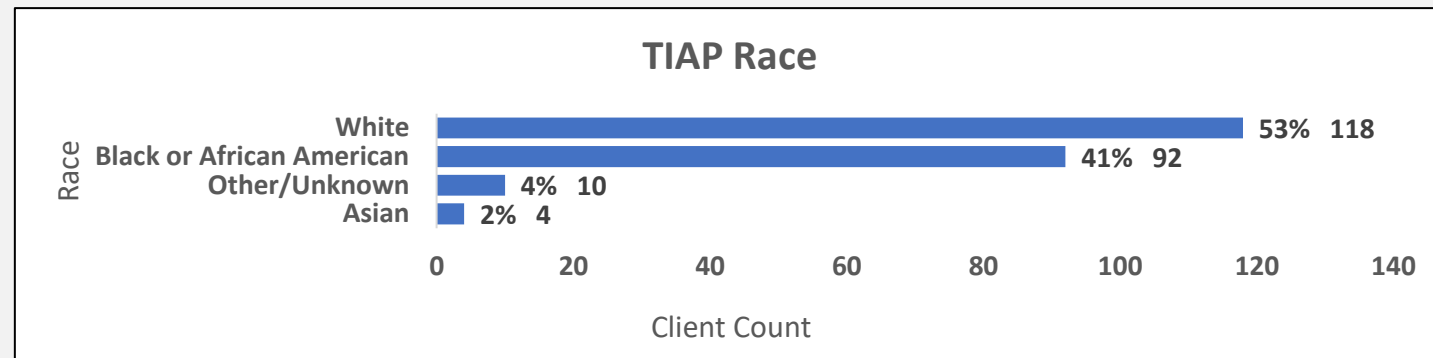
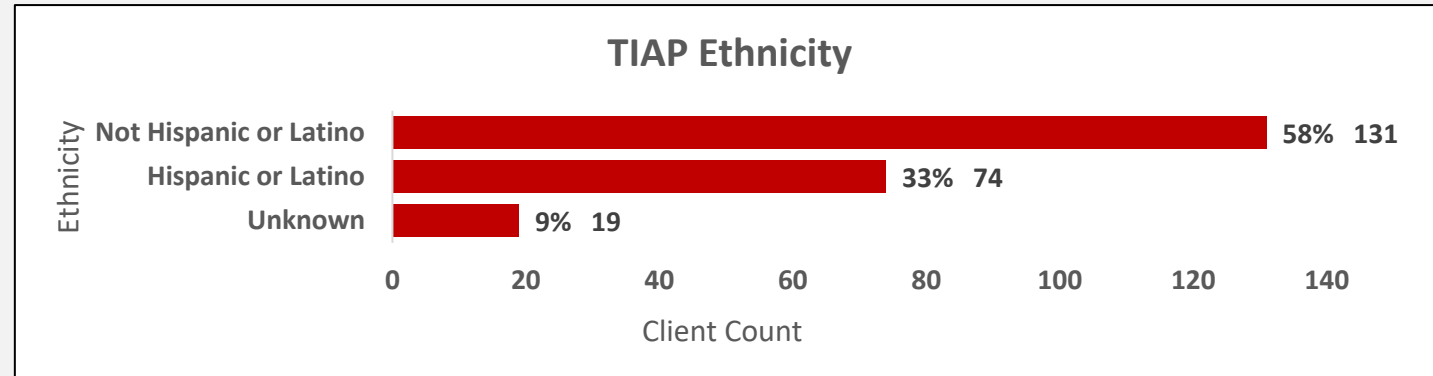
SPAP Demographics: June 2024–August 2024

Total Clients with Medications Filled = 1,682



TIAP Demographics: June 2024–August 2024

Total Clients with Medications Filled = 224



ADAP Data

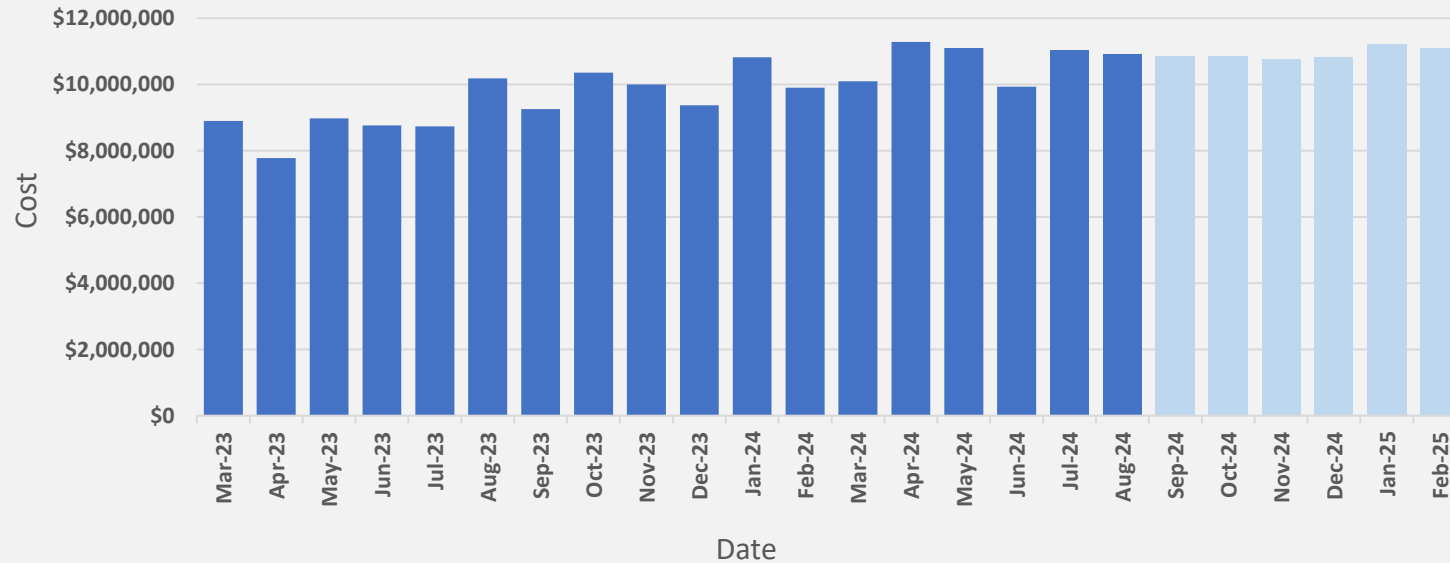
Total Clients, Average Cost of Client, and Total Cost Per Year *

* Data for 2025–2027 are Based on Projections

Fiscal Year	2023	2024	2025	2026	2027
Total Clients	18,195	20,975	21,185	21,397	21,397
Average Cost Per Client	\$5,309	\$5,916	\$6,235	\$6,272	\$6,272
Total Cost per Year	\$96,605,550	\$124,089,251	\$132,076,705	\$134,193,141	\$134,193,141

Cost of Medications

Data for Sep 2024 and beyond are based on projections



Historical Costs
Projected Costs



SPAP Data

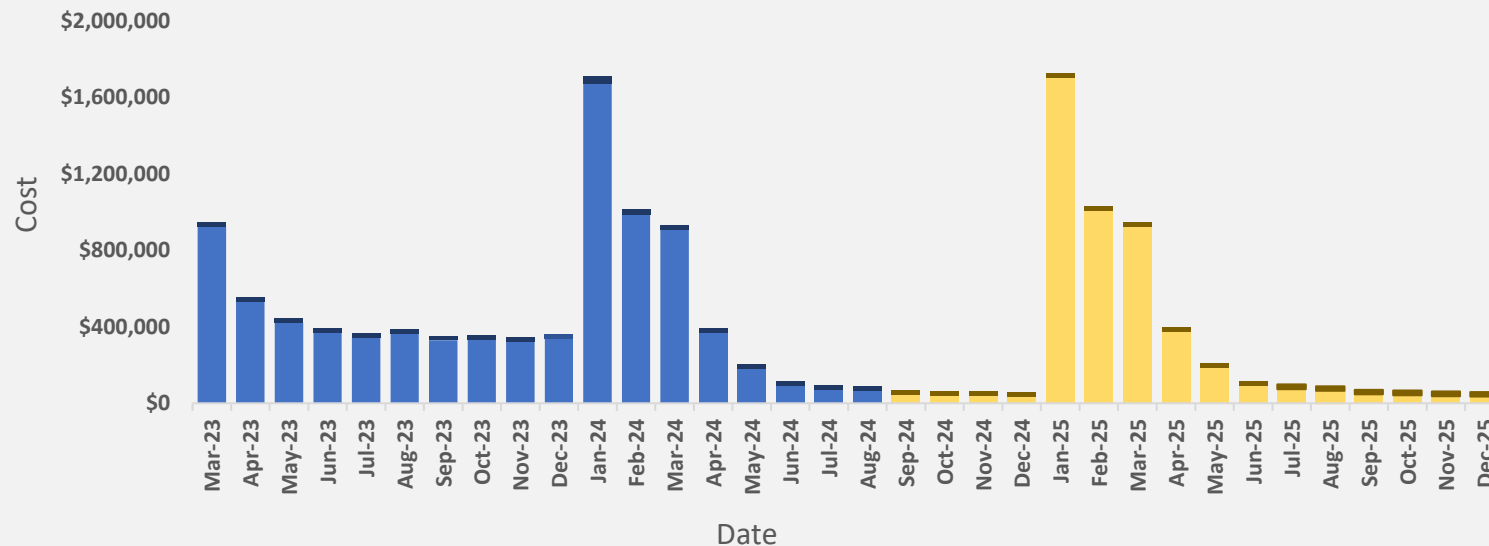
Total Clients, Average Cost of Client, and Total Cost Per Year *

* Data for 2025–2027 are Based on Projections

Fiscal Year	2023	2024	2025	2026	2027
Total Clients	1,722	1,660	1,660	1,660	1,660
Average Monthly Cost per Client	\$365	\$285	\$230	\$234	\$239
Total Cost per Year	\$7,535,130	\$5,674,239	\$4,586,160	\$4,668,711	\$4,752,748

Actual and Projected Total Cost by Month

Projected data for Sep 2024 Through Dec 2025



Historical Premiums
 Historical Claims
 Projected Premiums
 Projected Claims



Texas Department of State Health Services

TIAP Data

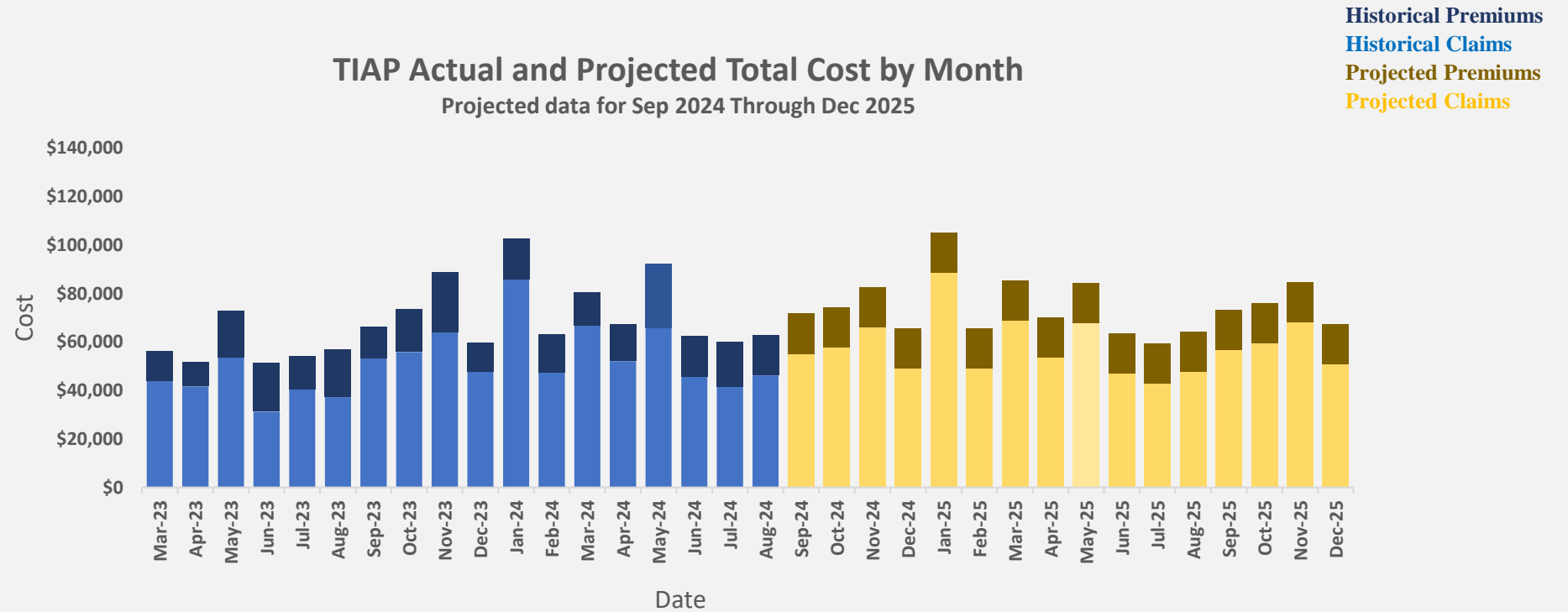
Total Clients, Average Cost of Client, and Total Cost Per Year *

* Data for 2025–2027 are Based on Projections

Fiscal Year	2023	2024	2025	2026	2027
Total Clients	182	221	223	225	228
Average Monthly Cost per Client	\$325	\$332	\$333	\$338	\$342
Total Cost per Year	\$709,360	\$879,753	\$892,160	\$913,075	\$934,621

TIAP Actual and Projected Total Cost by Month

Projected data for Sep 2024 Through Dec 2025



Application Processing



Application Processing Update

Application Type	New	Self-Attestation	Renewals
Processing on time?	✓	✓	✓
Applications backlogged	0	0	0
Date Processing	September 30, 2024	September Due Dates	September Due Dates
Target Processing Date	September 20, 2024	September Due Dates	September Due Dates



Thank you.

