



**TEXAS**  
Health and Human  
Services

**Texas Department of State  
Health Services**

# School Compliance

**Texas Department of State Health Services**

Nurriya Mohammad, Epidemiology Team Lead  
Jennifer Green, School Compliance Coordinator  
Assessment, Compliance, and Epidemiology Unit  
Immunizations Section

January 16, 2025

# Overview



**TEXAS**  
Health and Human  
Services

Texas Department of State  
Health Services

# Overview

- School Coverage Rates
- Population Assessments by Public Health Region (PHR)
- School Compliance Updates

# School Coverage Rates

Nurriya Mohammad



TEXAS  
Health and Human  
Services

Texas Department of State  
Health Services

# Vaccine Index

- Diphtheria, tetanus, pertussis vaccine (DTaP)
- Measles, mumps, and rubella vaccine (MMR)
- Tetanus, diphtheria, pertussis vaccine (Tdap)
- Meningococcal conjugate vaccine (MCV4)



# School Coverage Rates

## Annual Report of Immunization Status 2023–2024

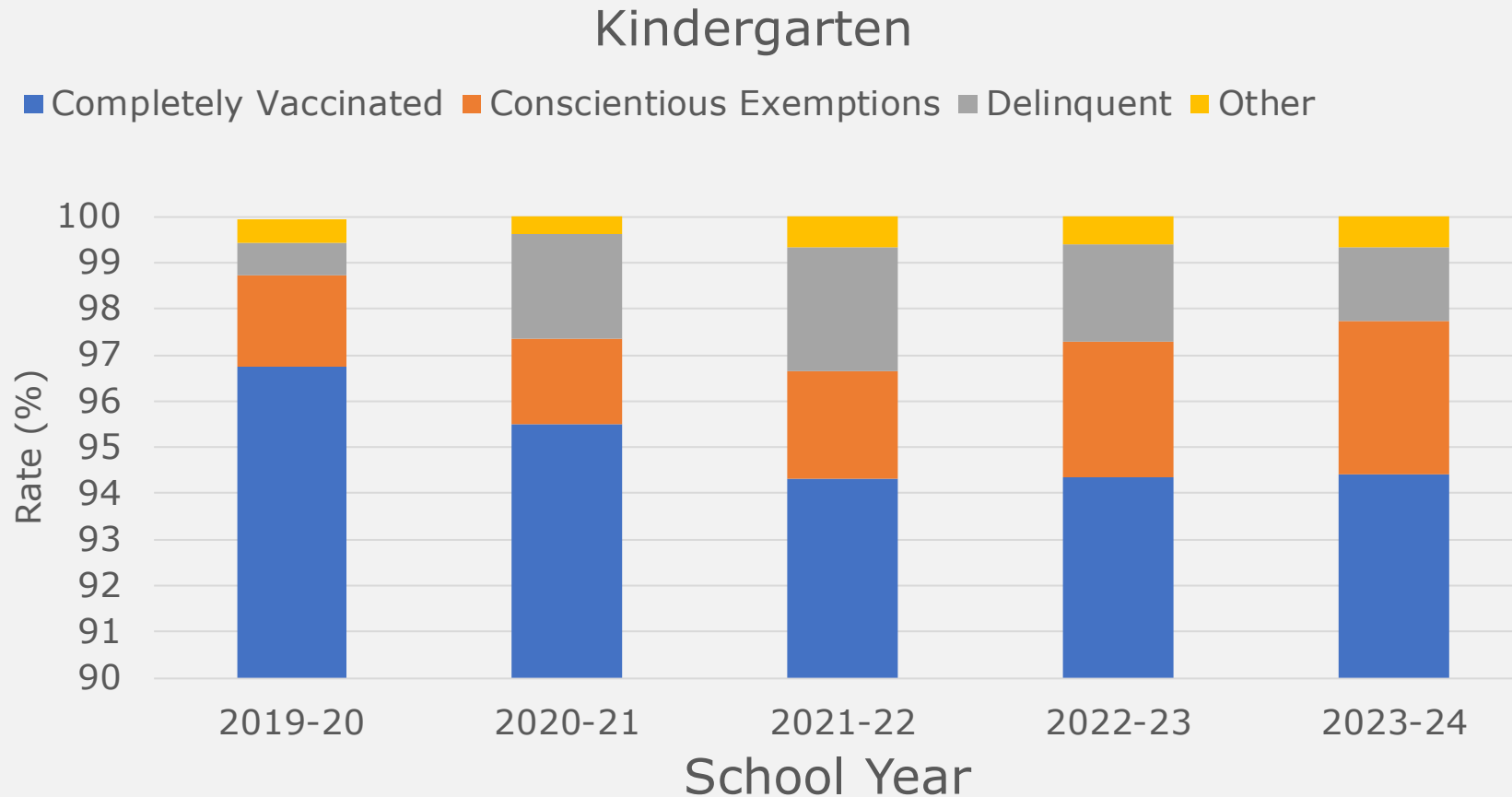
Kindergarten	Fully Vaccinated	Conscientious Exemption	Medical Exemption	Provisional Enrollment	Delinquent
DTaP	94.04%	3.38%	0.11%	0.62%	1.85%
Hepatitis A	94.36%	3.16%	0.08%	1.17%	1.24%
Hepatitis B	95.78%	3.00%	0.06%	0.24%	0.91%
MMR	94.35%	3.44%	0.13%	0.22%	1.85%
Polio	94.27%	3.39%	0.10%	0.42%	1.83%
Varicella	93.78%	3.44%	0.14%	0.66%	1.98%
7th Grade	Fully Vaccinated	Conscientious Exemption	Medical Exemption	Provisional Enrollment	Delinquent
Tdap	93.48%	2.59%	0.08%	0.22%	3.63%
Hepatitis A	97.09%	1.64%	0.04%	0.51%	0.72%
Hepatitis B	97.49%	1.58%	0.04%	0.15%	0.73%
MCV4	93.07%	2.62%	0.07%	0.11%	4.13%
MMR	97.66%	1.57%	0.06%	0.07%	0.64%
Polio	97.33%	1.63%	0.04%	0.21%	0.79%
Varicella	97.17%	1.68%	0.11%	0.23%	0.81%

[School Coverage Data Page](#)

[2023-2024 Annual Report of Immunization Status of Students.pdf](#)

# Coverage Rates by School Year

## Kindergarten



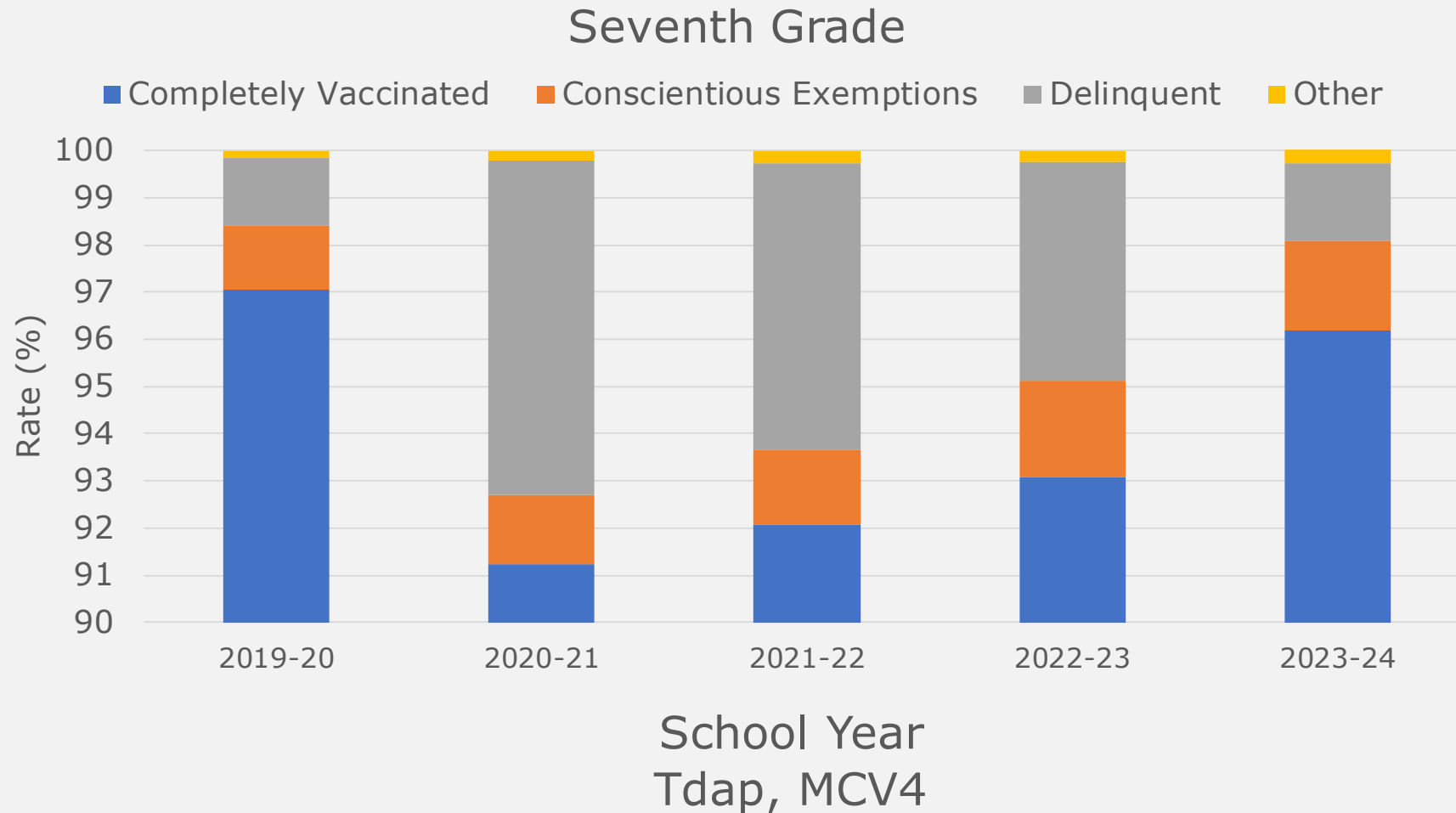
DTaP, Hepatitis A, Hepatitis B, MMR, Polio, Varicella

“Other” is classified as medical exemptions, provisionally enrolled, and history of illness for varicella.



# Coverage Rates by School Year

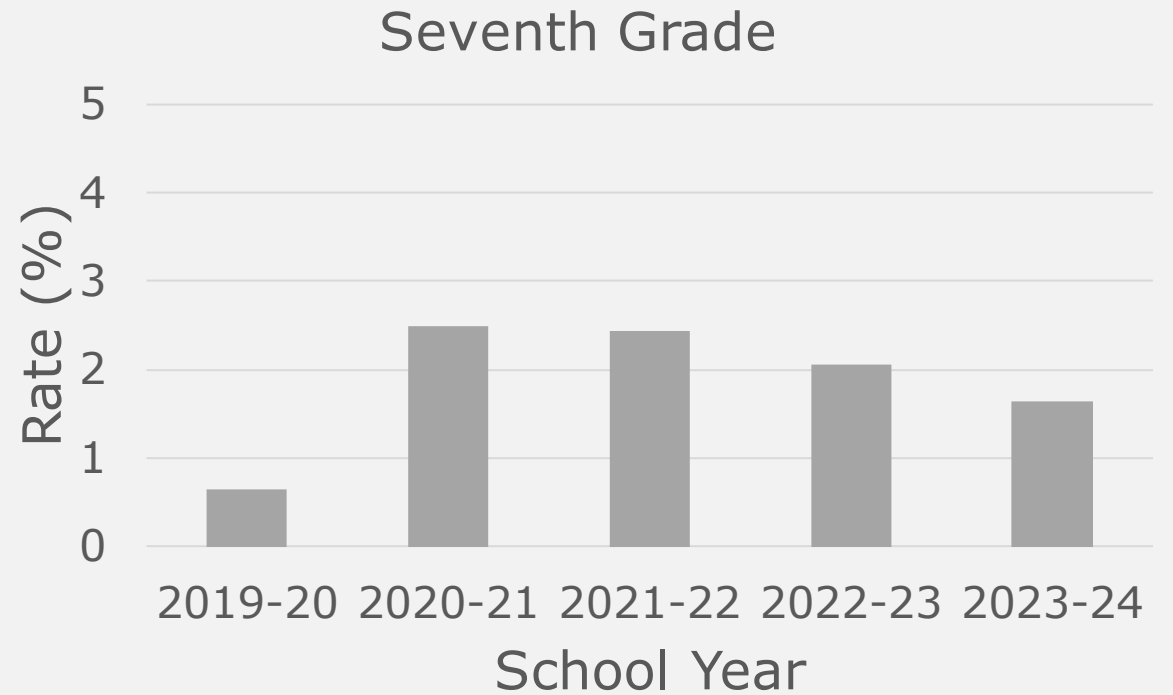
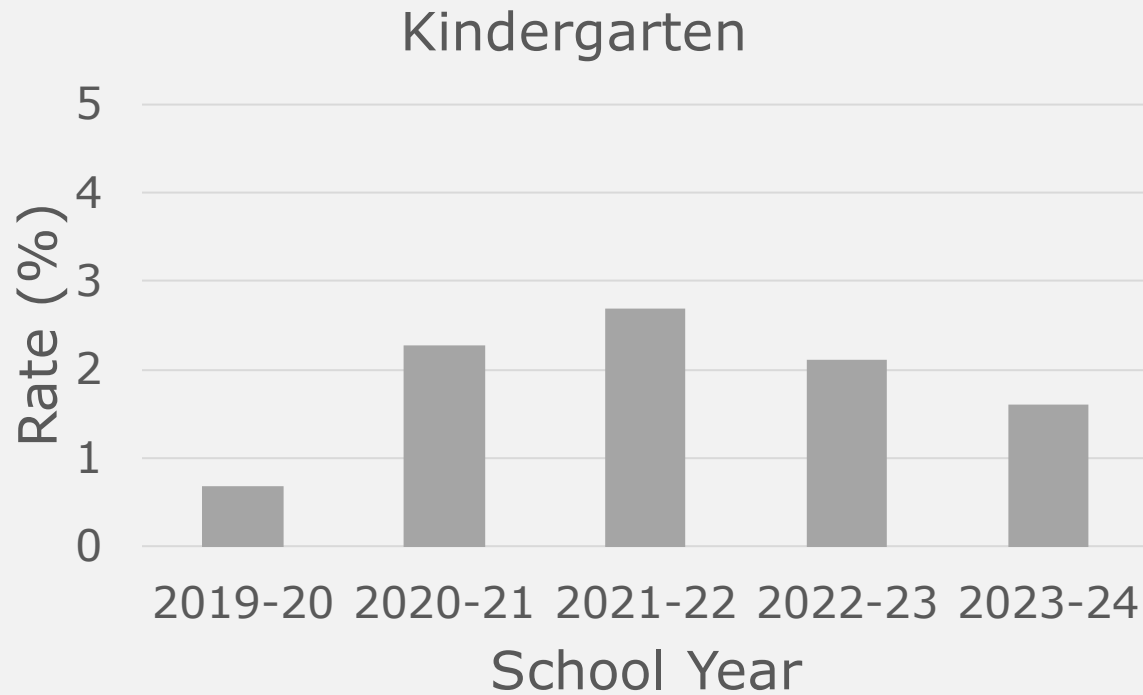
## Seventh Grade



“Other” is classified as medical exemptions, provisionally enrolled, and history of illness for varicella.

# Delinquency Rates

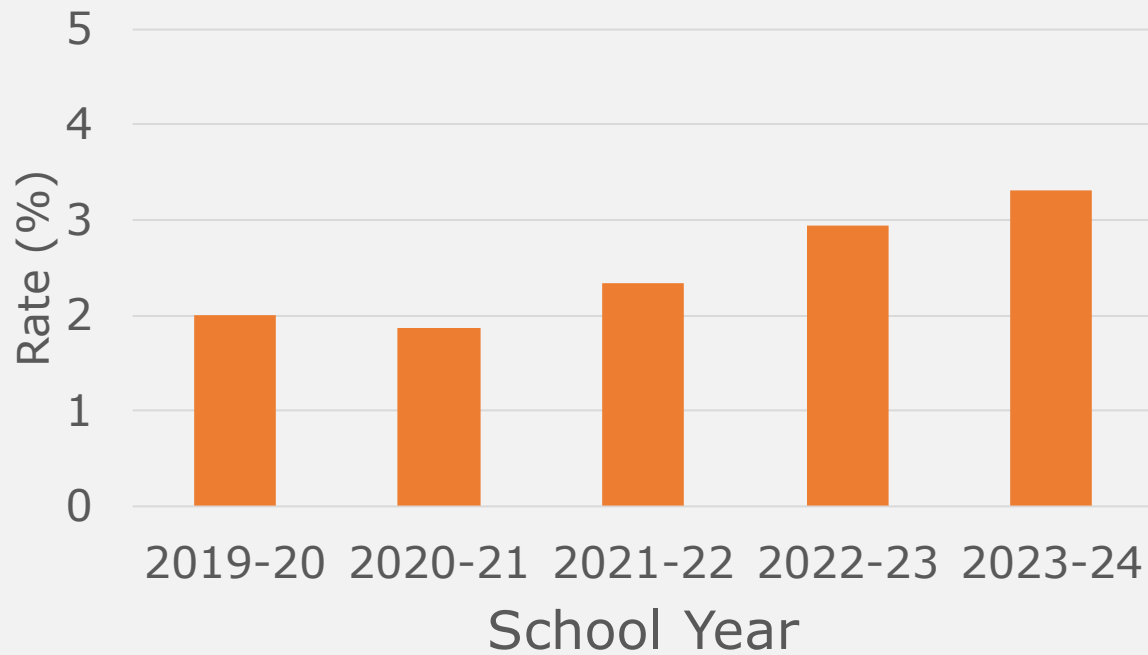
## By School Year



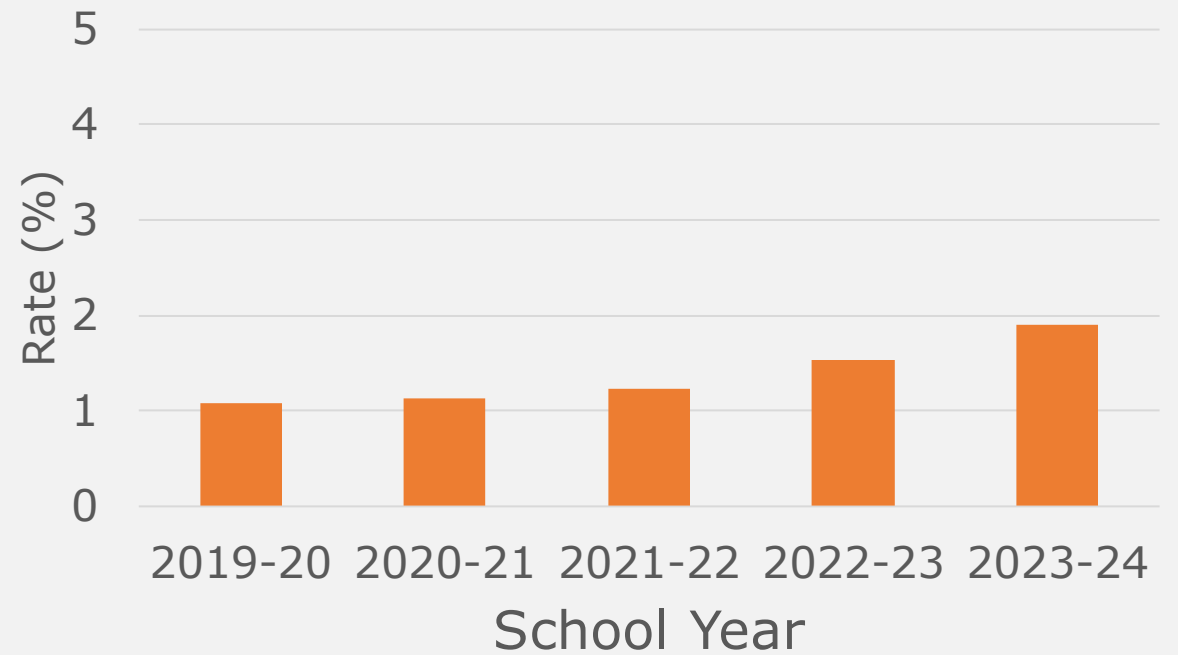
# Conscientious Exemption Rates

## By School Year

### Kindergarten



### Seventh Grade



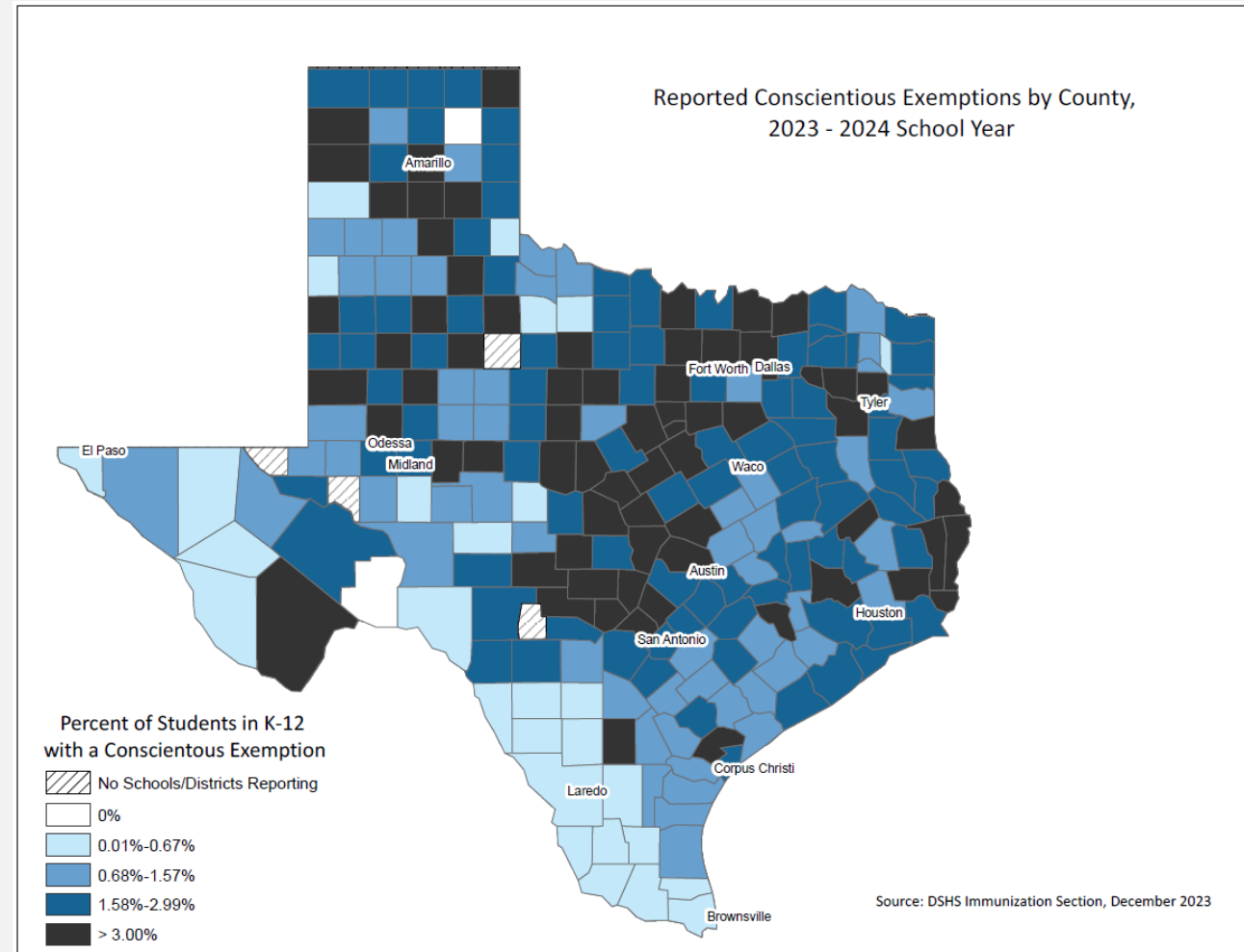
# Conscientious Exemptions

## Reported by County

- Of 5,120,998 K-12 students, 118,572 (2.32%) were reported to have a conscientious exemption for one or more vaccines.

[School Coverage Data Page](#)

[2023-24 Annual Report of Immunization Status of Students](#)



# Population Assessments

Jennifer Green



TEXAS  
Health and Human  
Services

Texas Department of State  
Health Services

# Population Assessments

- Compliance by region
  - Delinquency school audits
  - Provisional enrollment audits
  - Non-responder audits
  - Validation surveys
  - Childcare audits

# Noncompliant School Audits

Public Health Region	Percentage of Noncompliant Schools by Region School Year 2023–2024	Percentage of Total State Audits by Region School Year 2024–2025
<b>1</b>	18%	8%
<b>2/3</b>	16%	27%
<b>4/5N</b>	11%	8%
<b>6/5S</b>	21%	20%
<b>7</b>	17%	15%
<b>8</b>	15%	9%
<b>9/10</b>	23%	9%
<b>11</b>	9%	4%

# Non-Responder School Audits

Public Health Region	Percentage of Schools School Year 2022–2023	Percentage of Schools School Year 2023–2024	Percentage of Schools School Year 2024–2025
<b>1</b>	5%	0%	0%
<b>2/3</b>	6%	11%	14%
<b>4/5N</b>	2%	1%	1%
<b>6/5S</b>	18%	23%	18%
<b>7</b>	9%	11%	13%
<b>8</b>	7%	7%	2%
<b>9/10</b>	5%	2%	10%
<b>11</b>	5%	7%	3%



# Validation Surveys

Public Health Region	Total Surveys School Year 2024–2025
<b>1</b>	4
<b>2/3</b>	56
<b>4/5N</b>	7
<b>6/5S</b>	49
<b>7</b>	20
<b>8</b>	18
<b>9/10</b>	10
<b>11</b>	16
<b>Total</b>	<b>180</b>

# Childcare Audits

Public Health Region	Total Audits School Year 2024–2025
<b>1</b>	41
<b>2/3</b>	389
<b>4/5N</b>	59
<b>6/5S</b>	375
<b>7</b>	169
<b>8</b>	126
<b>9/10</b>	58
<b>11</b>	133
<b>Total</b>	<b>1,350</b>

# School Compliance Updates

- Validation surveys:
  - February 3, 2025: Deadline to request validation survey replacement.
    - Email [Imm.Epi@dshs.Texas.gov](mailto:Imm.Epi@dshs.Texas.gov).
  - March 3, 2025: Deadline to email school validation survey files.
    - Email [Imm.Epi@dshs.texas.gov](mailto:Imm.Epi@dshs.texas.gov).
- Submit audits during the quarter you complete the audit:
  - Email school audits to [SchoolImm@dshs.Texas.gov](mailto:SchoolImm@dshs.Texas.gov).
  - Submit childcare audits in Child Health Reporting System (CHRS).
- CHRS IAmOnline Integration update

# School Compliance Updates

- CDC Resources:
  - The Centers for Disease Control and Prevention [Routine Immunizations on Schedule for Everyone \(RISE\) Campaign](#)
    - Call to Action: What Schools Can Do to Promote Routine Vaccination Catch-Up Among School Aged Children
    - Partner Catch Up Vaccination Toolkit for Education Professionals
    - Graphics and print resources
- DSHS Resources:
  - [Back-to-school communication resources](#)

# Contact Information

Immunization Section Epidemiology: [Imm.epi@dshs.Texas.gov](mailto:Imm.epi@dshs.Texas.gov)

Immunizations School Compliance: [SchoolImm@dshs.Texas.gov](mailto:SchoolImm@dshs.Texas.gov)

# Thank you!

## ACE Unit

Nurriya Mohammad, Epidemiology Team Lead  
Jennifer Green, School Compliance Coordinator