

Surveillance

En Español



Influenza
(Flu)

ICD-9 487; ICD-10 J10,11

Related Topics: [Protecting Yourself During the Cold and Flu Season](#), [Avian Flu](#), [Vaccine Preventable Diseases](#) and [SARS](#)

2006 - 2007 Texas Influenza Surveillance Information

Influenza Surveillance Report for MMWR Week 51

The flu activity level for the week ending December 23, 2006 is "regional". Regional activity indicates that 2 or more but less than half of the regions are experiencing an increase in ILI and lab-confirmed (by culture) flu has been identified in those regions.

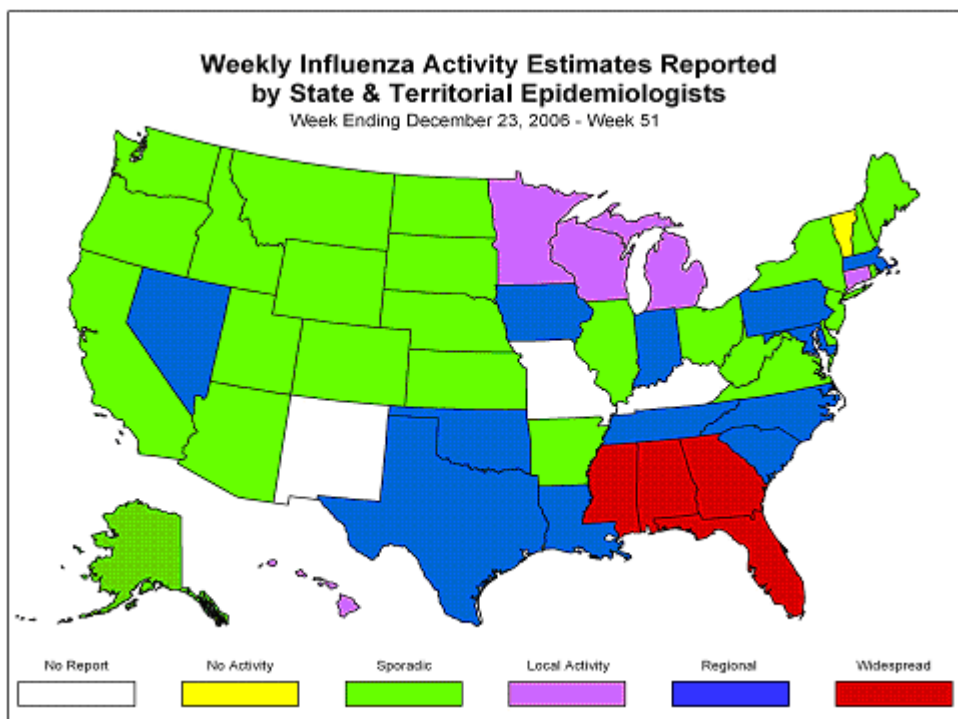
Flu reporting for week 51 was limited due to the holidays.

The DSHS laboratory isolated influenza A (all H1) in specimens collected during week 51 from Bexar, Dallas, Galveston, and Tarrant Counties. Influenza B (all Malaysia/2506/2004-like) was isolated in specimens from Bexar and Starr Counties. Scott and White reported isolating flu A in residents of Bell County and Brazos County and flu B in residents of McLennan County and Hill County. HSR 1 reported culture confirmed flu B from Randall County. The Air Force Institute for Operational Health (AFIOH) reported no culture confirmed flu during week 51.

Reports were received from HSRs 1, 2/3, 4/5N, 7, 8, 9/10, and 11 for week 51. All HSRs reported limited flu activity; however none of the regions reported an increase in flu activity from the previous week. For a map of Health Service Regions, please visit the following website:

<http://www.dshs.state.tx.us/regions/state.shtm>

No institutional outbreaks or school closures were reported for week 51.

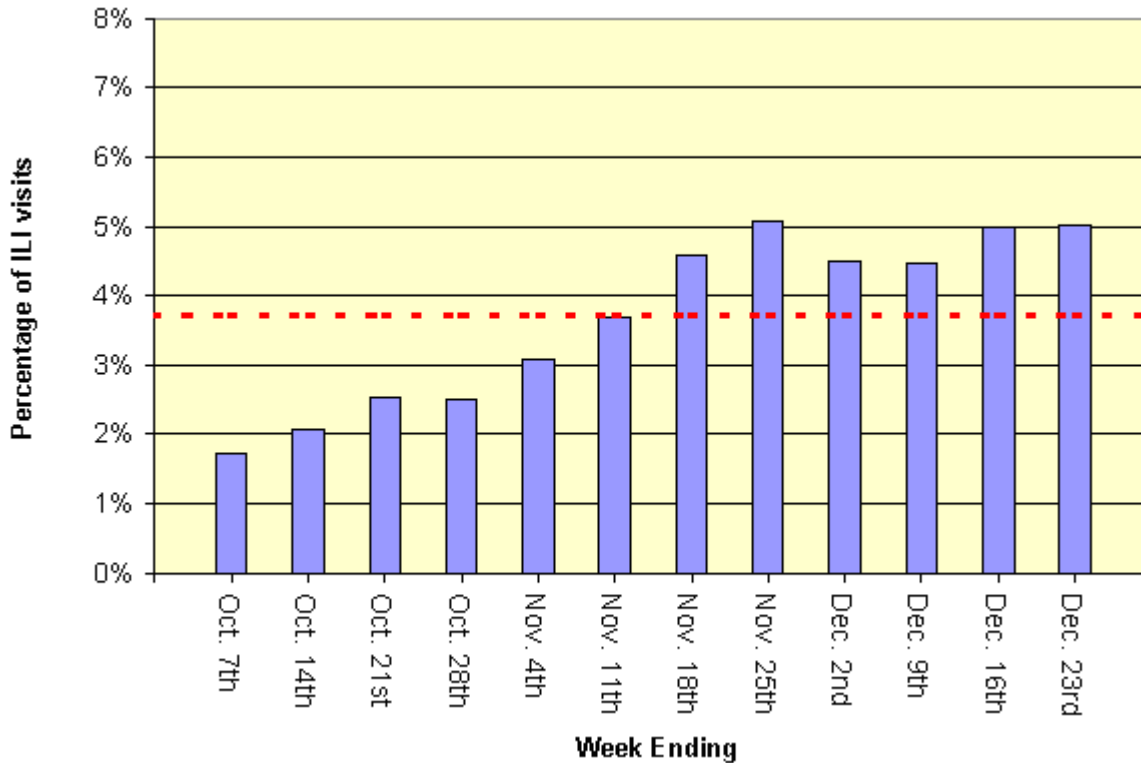


Sixty-four sentinel providers reported influenza-like illness (ILI) for week 51. Of all patient visits during this week, 5.02% were due to ILI. The baseline for Texas is 3.71%. The baseline is the mean percentage of patient visits for ILI during non-influenza weeks for the previous three seasons plus two standard deviations.

Percentage of Influenza-Like Illness (ILI) Reported by Sentinel Providers in Texas as of 01/12/07								
Week	# Reporting	Age 0-4	Age 5-24	Age 25-64	Age over 64	Total ILI	Total Patients	% ILI
2006-40	60	71	120	65	9	265	15228	1.74
2006-41	58	104	126	93	14	337	16202	2.07
2006-42	76	250	187	154	44	635	24995	2.54
2006-43	76	219	188	153	20	580	23063	2.51
2006-44	71	235	254	164	39	692	22374	3.09
2006-45	70	356	249	182	42	829	22458	3.69
2006-46	70	495	312	228	62	1097	23837	4.60
2006-47	75	450	277	236	95	1008	19782	5.09
2006-48	77	442	275	301	70	1088	24189	4.49

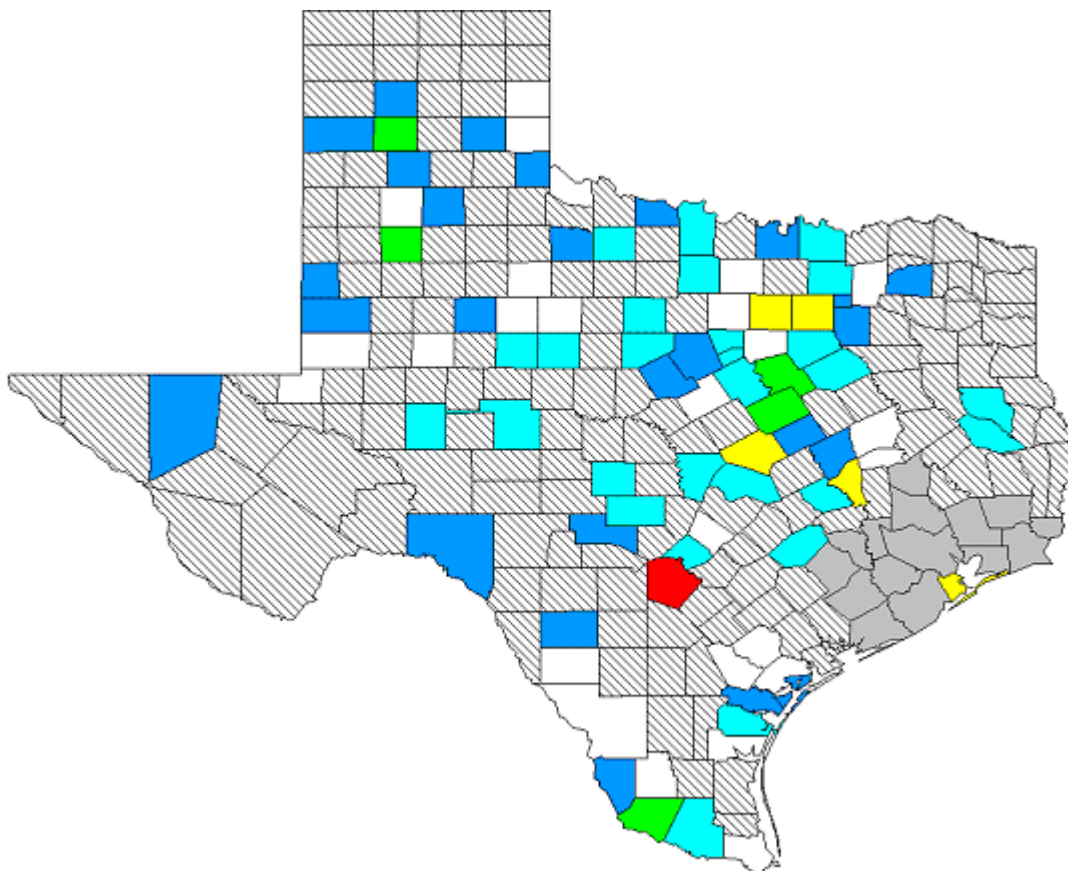
2006-49	83	374	325	283	96	1078	24010	4.48
2006-50	71	387	380	252	80	1099	21973	5.00
2006-51	64	349	256	177	50	832	16562	5.02

**Percentage of Visits Due to Influenza-Like Illness,
Texas Sentinel Providers Surveillance Network,
2006-2007 Season**



Statewide Influenza Activity For the Week Ending December 23, 2006

(MMWR Week 51)



County Influenza Activity Level*	
	No activity
	No report
	No information/ no reporters
	Flu A (culture confirmed)
	Flu B (culture confirmed)
	Flu A and B (culture confirmed)
	Rapid test confirmed flu
	Influenza-like illness only (no laboratory confirmation)

State Activity Level as Reported to CDC

- Widespread
- Regional**
- Local
- Sporadic
- No activity

*Influenza activity level corresponds to current MMWR week only and does not reflect previous weeks' activity.

Last Updated: Thursday, February 01, 2007

Texas Department of State Health Services - Infectious Disease Control Unit
 1100 West 49th Street, Suite T801, Mail Code: 1960 PO BOX 149347 - Austin, TX 78714-9347
 (512) 458-7676 - Fax: (512) 458-7616 - E-Mail

[Topics A-Z / Site Map](#)