



Surveillance

En Español



Influenza
(Flu)

ICD-9 487; ICD-10 J10,11

Related Topics: Protecting Yourself During the Cold and Flu Season, Avian Flu, Vaccine Preventable Diseases and SARS

2006-2007 Texas Influenza Surveillance Information

[Current Flu Activity Report](#) | [Previous Flu Activity Reports](#)

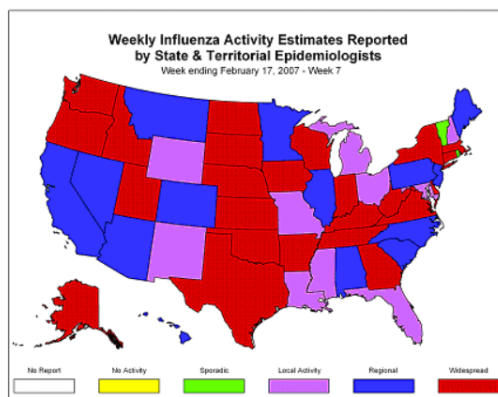
Influenza Surveillance Report for MMWR Week 7

The flu activity level for the week ending February 17, 2007 is **widespread**. This is the fourth consecutive week of the season that widespread activity has been reported. Widespread activity indicates that at least half of the regions are experiencing an increase in ILI and lab-confirmed (by culture) flu has been identified in those regions.

A/H1		A/H3		B/Malaysia	
Dallas	Potter	Dallas		Bexar	
El Paso	Shelby			Dallas	
Jim Wells	Starr			Nacogdoches	
Nacogdoches	Tarrant			Travis	
Nueces	Travis			Trinity	
	Trinity			Travis	

Scott and White Laboratory reported culture confirmed influenza A from Bell, Brazos, Coryell, Falls, Grimes, Hill, Leon, McLennan, Milam and Williamson Counties and culture confirmed influenza B from Bell, and McLennan Counties. The Air Force Institute for Operational Health (AFIOH) reported culture confirmed flu A at Lackland Air Force Base and culture confirmed flu A and B at Sheppard Air Force Base during week 7.

Several school closures due to influenza were reported during week 7. Schools in Hardeman, Henderson, Van Zandt, and Wilbarger Counties reported closures due to high absenteeism rates most likely associated with flu.



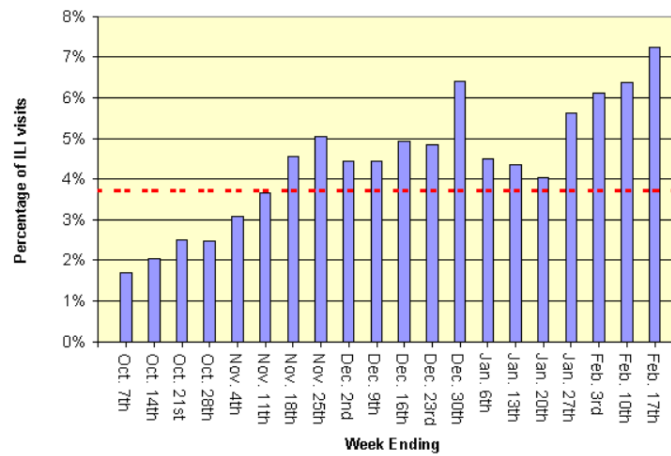
[Return to the Top of the Page](#)

Sixty-three sentinel providers reported influenza-like illness (ILI) for week 7. Of all patient visits during this week, 7.24% were due to ILI. This is the highest of the season to date. The baseline for Texas is 3.71%. The baseline is the mean percentage of patient visits for ILI during non-influenza weeks for the previous three seasons plus two standard deviations.

Percentage of Influenza-Like Illness (ILI) Reported by Sentinel Providers in Texas as of 2/26/07								
Week	# Reporting	Age 0-4	Age 5-24	Age 25-64	Age over 64	Total ILI	Total Patients	% ILI
2006-40	61	71	120	65	9	265	15479	1.71
2006-41	59	104	126	93	14	337	16457	2.04
2006-42	77	250	187	154	44	635	25223	2.51
2006-43	77	219	188	153	20	580	23296	2.48
2006-44	72	235	254	164	39	692	22504	3.07
2006-45	71	356	249	182	42	829	22660	3.65
2006-46	71	495	312	228	62	1097	24033	4.56
2006-47	76	450	277	237	95	1009	19958	5.05
2006-48	78	442	275	302	70	1089	24495	4.44
2006-49	84	374	325	283	96	1078	24229	4.44
2006-50	72	387	381	252	80	1100	22227	4.94
2006-51	67	349	259	187	50	845	17402	4.85
2006-52	63	460	199	264	104	1027	16039	6.40
2007-01	86	343	219	284	84	930	20681	4.49
2007-02	70	329	244	284	84	941	21612	4.35
2007-03	69	242	223	127	19	611	15135	4.03
2007-04	79	518	475	283	106	1382	24502	5.64
2007-05	81	557	575	375	62	1569	25569	6.13
2007-06	62	445	648	385	39	1517	21504	7.05
2007-07	63	561	649	411	59	1680	23204	7.24

[Return to the Top of the Page](#)

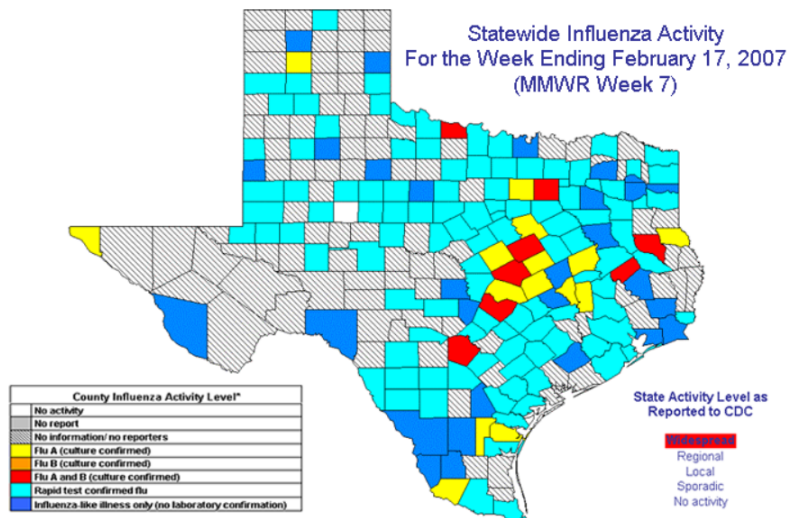
Percentage of Visits Due to Influenza-Like Illness,
Texas Sentinel Providers Surveillance Network,
2006-2007 Season



[Return to the Top of the Page](#)

For more information on flu surveillance activities in the State of Texas, please visit the following website:

<http://www.dshs.state.tx.us/idcu/disease/influenza/surveillance/>



*Influenza activity level corresponds to current MMWR week only and does not reflect previous weeks' activity.

*Influenza activity level corresponds to current MMWR week only and does not reflect previous weeks' activity.

2006 - 2007 Texas Influenza Surveillance Information --- Flu Reports

For the week ending: [10/7/06](#); [10/14/06](#); [10/21/06](#); [10/28/06](#); [11/04/06](#); [11/11/06](#); [11/18/06](#); [12/02/06](#); [12/09/06](#); [12/16/06](#); [12/23/06](#); [12/30/06](#); [1/06/07](#); [1/13/07](#); [1/20/07](#); [1/27/07](#); [2/10/07](#); [2/17/07](#); [2/24/07](#); [3/03/07](#); [3/10/07](#); [3/17/07](#); [3/24/07](#); [3/31/07](#); [4/07/07](#); [4/14/07](#); [5/05/07](#)

[Return to the Top of the Page](#)

Last Updated: Thursday, March 19, 2009

Texas Department of State Health Services - Infectious Disease Control Unit
1100 West 49th Street, Suite T801, Mail Code: 1960 PO BOX 149347 - Austin, TX 78714-9347
(512) 458-7676 - Fax: (512) 458-7616 - [E-Mail](#)

[Topics A-Z / Site Map](#)