

## Surveillance

En Español



Influenza  
(Flu)

ICD-9 487; ICD-10 J10,11

Related Topics: Protecting Yourself During the Cold and Flu Season, Avian Flu, Vaccine Preventable Diseases and SARS

### 2006 - 2007 Texas Influenza Surveillance Information

#### Influenza Surveillance Report for MMWR Week 1

The flu activity level for the week ending January 6, 2007 is "regional". Regional activity indicates that 2 or more but less than half of the regions are experiencing an increase in ILI and lab-confirmed (by culture) flu has been identified in those regions.

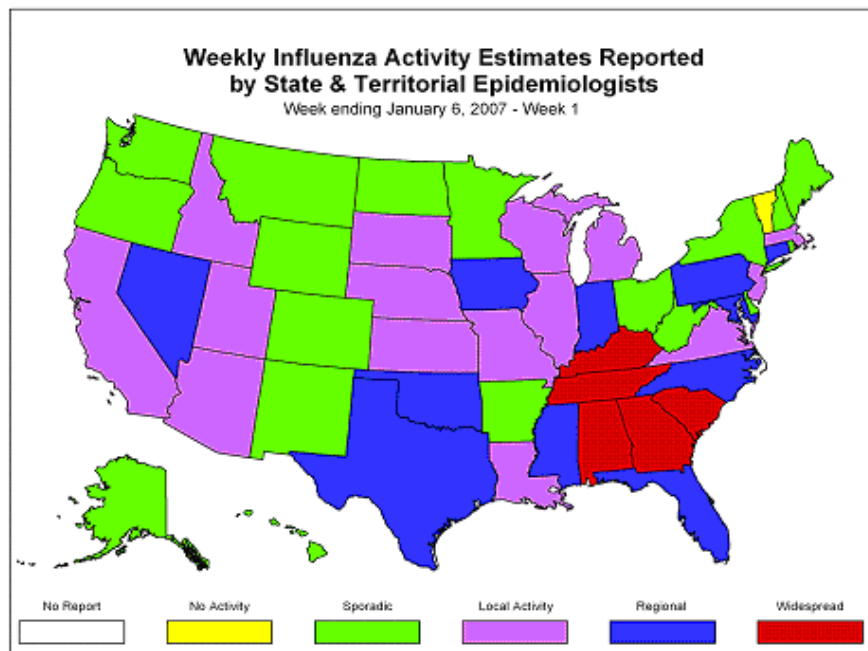
Flu reporting for week 1 was limited due to the holidays.

The DSHS laboratory isolated influenza A/H1 in only two specimens collected during week 1 from Erath and Bexar Counties. Influenza B/Malaysia/2506/2004-like was isolated in specimens collected from Bexar, Dallas and Randall Counties. HSR 1 reported culture confirmed flu A and B in Lubbock County. HSR 2/3 reported culture confirmed flu A in Tarrant County. Scott and White Laboratory reported culture confirmed flu A from McLennan and Bosque Counties. The Air Force Institute for Operational Health (AFIOH) reported no culture confirmed flu during week 1.

Reports were received from all 11 Health Service Regions (HSRs) for week 1. HSRs 1, 6/5S, and 9/10 reported an increase in flu activity from the previous week. For a map of Health Service Regions, please visit the following website:

<http://www.dshs.state.tx.us/regions/state.shtm>

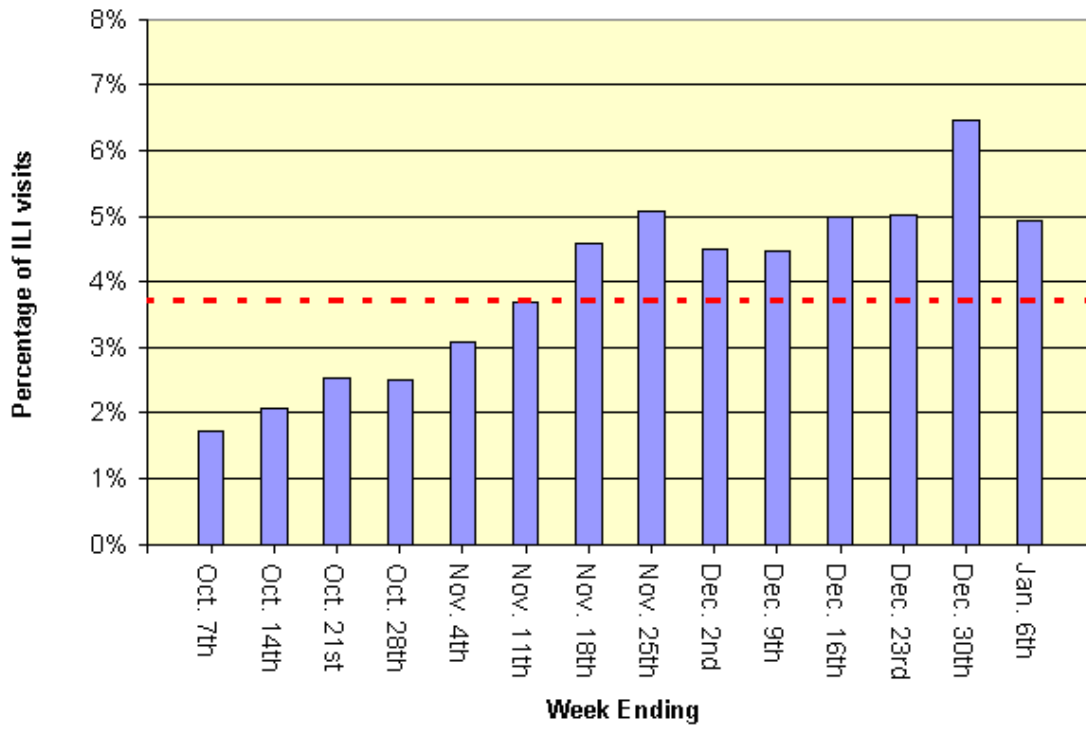
No institutional outbreaks or school closures were reported for week 1.



Sixty-four sentinel providers reported influenza-like illness (ILI) for week 1. Of all patient visits during this week, 4.92% were due to ILI. The baseline for Texas is 3.71%. The baseline is the mean percentage of patient visits for ILI during non-influenza weeks for the previous three seasons plus two standard deviations.

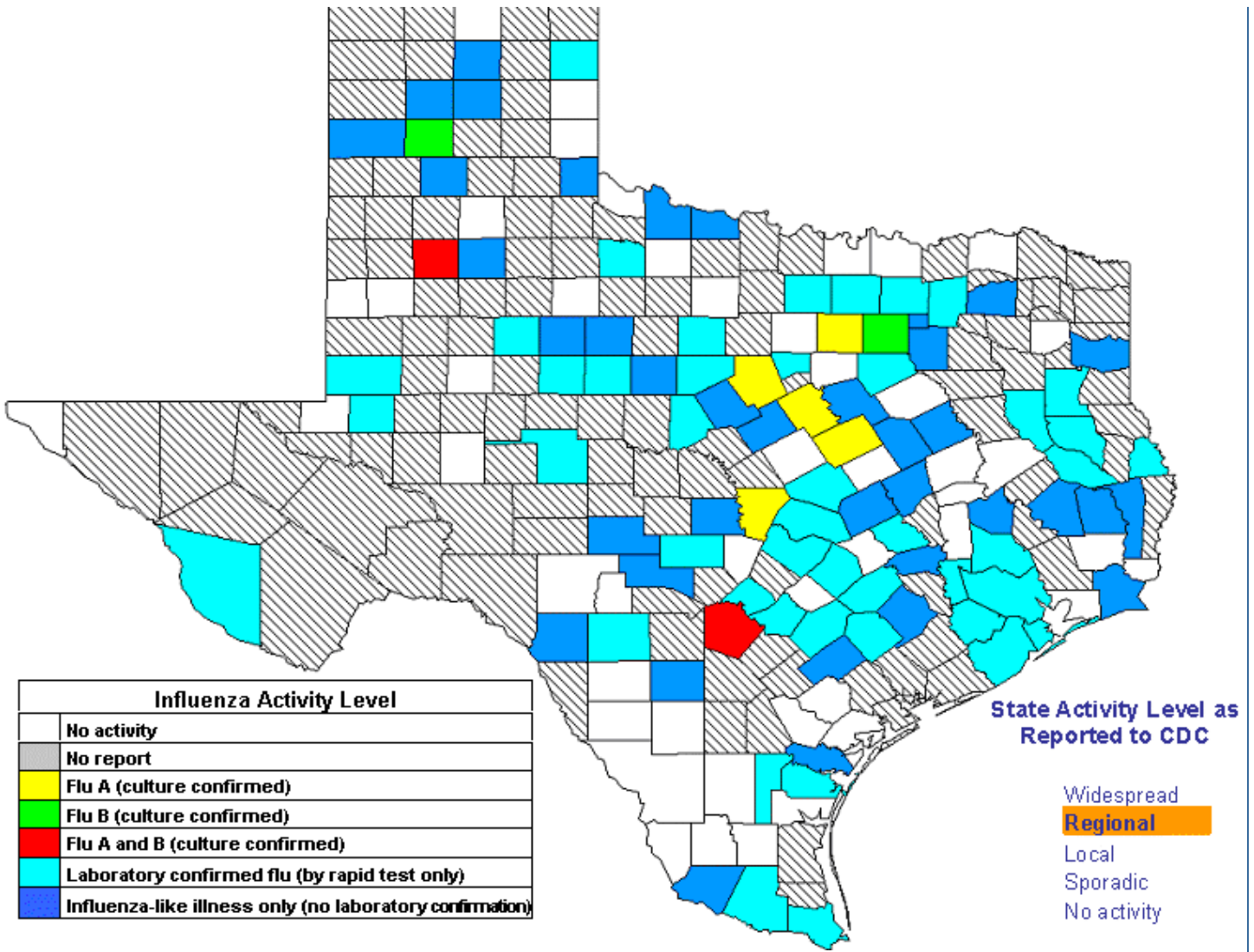
<b>Percentage of Influenza-Like Illness (ILI) Reported by Sentinel Providers in Texas as of 01/12/07</b>								
<b>Week</b>	<b># Reporting</b>	<b>Age 0-4</b>	<b>Age 5-24</b>	<b>Age 25-64</b>	<b>Age over 64</b>	<b>Total ILI</b>	<b>Total Patients</b>	<b>% ILI</b>
2006-40	60	71	120	65	9	265	15228	1.74
2006-41	58	104	126	93	14	337	16202	2.07
2006-42	76	250	187	154	44	635	24995	2.54
2006-43	76	219	188	153	20	580	23063	2.51
2006-44	71	235	254	164	39	692	22374	3.09
2006-45	70	356	249	182	42	829	22458	3.69
2006-46	70	495	312	228	62	1097	23837	4.60
2006-47	75	450	227	236	95	1008	19782	5.09
2006-48	77	442	275	301	70	1088	24189	4.49
2006-49	83	374	325	283	96	1078	24010	4.48
2006-50	71	387	380	252	80	1099	21973	5.00
2006-51	64	349	256	177	50	832	16562	5.02
2006-52	61	460	199	264	104	1027	15868	6.47
2007-01	64	324	183	242	72	821	16664	4.92

**Percentage of Physician Visits Due to Influenza-Like Illness  
Texas Sentinel Providers Surveillance Network  
2006-2007 Season**



**Statewide Influenza Activity For the Week Ending January 6, 2007**

(MMWR Week 1)



\*Influenza activity level corresponds to current MMWR week only and does not reflect previous weeks' activity.

*Last Updated: Thursday, January 25, 2007*

Texas Department of State Health Services - Infectious Disease Control Unit  
 1100 West 49th Street, Suite T801, Mail Code: 1960 PO BOX 149347 - Austin, TX 78714-9347  
 (512) 458-7676 - Fax: (512) 458-7616 - E-Mail

[Topics A-Z / Site Map](#)