



**DSHS Arbovirus Activity Report**  
**Week #47 (ending November 28, 2015)**  
**Report Date: December 1, 2015**

**Table 1. Arbovirus Activity Summary, Texas, Weeks 1-47**

Disease	Positive Mosquito Pools	Avian	Equine	Sentinel Chicken	Human						TOTAL
					Febrile Illness	Neurologic Illness	Severe Dengue	TOTAL (HUMAN)	Deaths	PVD‡	
<b>CHIKV</b>					37			37			37
<b>DENV</b>					20		2	22			22
<b>EEEV</b>			8	28							36
<b>SLEV</b>	4			1							5
<b>WNV</b>	1533	14	27	1	70	175		245	9	28	1820
<b>OTHER ARBOVIRUS*</b>	3										3
<b>TOTAL REPORTS</b>	<b>1540</b>	<b>14</b>	<b>35</b>	<b>30</b>	<b>127</b>	<b>175</b>	<b>2</b>	<b>304</b>	<b>9</b>	<b>28</b>	<b>1923</b>

CHIKV - Chikungunya Virus

DENV - Dengue Virus

EEEV - Eastern Equine Encephalitis Virus

SLEV - Saint Louis Encephalitis Virus

WNV - West Nile Virus

\*Other Arbovirus - Tensaw, Bunyamwera or California Serogroup viruses

‡PVD - Presumptive viremic blood donors are people who had no symptoms at the time of donating blood through a blood collection agency, but whose blood tested positive when screened for the presence of WNV. Unless they meet the case reporting criteria, they are not counted as a case for official reporting purposes and are not included in the "total reports" column.

**Table 2. Arbovirus Activity by County, Weeks 1-47**

County	CHIKV*		DENV*		EEEV				SLEV			WNV							OTHER ARBOVIRUS		COUNTY TOTAL	
	M	H	M	H	M	E	SC	H	M	SC	H	M	A	E	SC	H				M		H
																WNF	WNND	PVD‡	TOTAL			
Anderson																	1	1	1			1
Angelina																	4		4			4
Armstrong																	2		2			2
Atascosa														1								1
Bailey															1				1			1
Bastrop				1																		1
Baylor																	4		4			4
Bell		1										1										2
Bexar		2										7				3	1	1	4			13
Bosque		1																				1
Brazoria												5								1		6
Briscoe																2			2			2
Calhoun																	1		1			1
Cameron		1										1										2
Carson																	1		1			1
Cass															1	1			2			2
Castro																2			2			2
Chambers														1								1
Clay																	1		1			1
Collin		2		2								24				2	3		5			33
Concho																	1		1			1

County	CHIKV*		DENV*		EEEV				SLEV			WNV							OTHER ARBOVIRUS		COUNTY TOTAL			
	M	H	M	H	M	E	SC	H	M	SC	H	M	A	E	SC	H				M		H		
																WNF	WNND	PVD‡	TOTAL					
Cooke												7												7
Dallam																		1						
Dallas		8		2								443					12	11	2	23				476
Dawson																		1		1				1
Denton		1		1								45					4	5		9				56
Eastland																		1		1				1
El Paso		2		2					3			16					2	14	1	16				39
Ellis												3												3
Erath														1										1
Falls																	1			1				1
Floyd																	1	4	1	5				5
Fort Bend		1		1								13						1	1	1				16
Franklin		1																						1
Freestone														1										1
Galveston		1					28			1		2			1						2			35
Gonzales																		1		1				1
Gray																		1		1				1
Grayson												6												6
Gregg																	1	2	1	3				3
Grimes																	1			1				1
Guadalupe																		1		1				1
Hansford																	1			1				1

County	CHIKV*		DENV*		EEEV				SLEV			WNV								OTHER ARBOVIRUS		COUNTY TOTAL
	M	H	M	H	M	E	SC	H	M	SC	H	M	A	E	SC	H				M	H	
																WNF	WNND	PVD‡	TOTAL			
Harris		5		6								405	14	2		8	22	8	30			462
Hays		1										1					1		1			3
Henderson		1															1		1			2
Hidalgo		1															1		1			2
Houston														1								1
Hunt		1										8				1			1			10
Hutchinson														1								1
Jasper						2																2
Jefferson												3		2		1	1		2			7
Jim Hogg														1								1
Jim Wells																	1		1			1
Johnson												22					2	1	2			24
Kaufman																1	1		2			2
King														1								1
Kleberg																	1		1			1
Lavaca														1								1
Liberty						3								2								5
Lubbock									1			11				3	9		12			24
Martin																	1	1	1			1
Matagorda														1		1			1			2
Midland														1								1
Montgomery												62				8	7	2	15			77
Moore																	2		2			2

County	CHIKV*		DENV*		EEEV				SLEV			WNV							OTHER ARBOVIRUS		COUNTY TOTAL	
	M	H	M	H	M	E	SC	H	M	SC	H	M	A	E	SC	H				M		H
																WNF	WNND	PVD‡	TOTAL			
Motley																1			1			1
Nacogdoches																	1		1			1
Newton						2											1		1			3
Nueces												5										5
Oldham																1			1			1
Orange						1								1				1				2
Parker														1			2		2			3
Potter																2	4	1	6			6
Randall				1										1		1	7	3	8			10
Reeves																		1				
Robertson														2								2
Rockwall												6										6
Runnels																1			1			1
Rusk																	1		1			1
San Jacinto																	1		1			1
Scurry																1	1		2			2
Sherman																	1		1			1
Smith														1			3		3			4
Swisher																	1		1			1
Tarrant		1		1								422				4	26		30			454
Taylor												1				1	1		2			3
Tom Green																	1		1			1

County	CHIKV*		DENV*		EEEV				SLEV			WNV								OTHER ARBOVIRUS		COUNTY TOTAL	
	M	H	M	H	M	E	SC	H	M	SC	H	M	A	E	SC	H				M	H		
																WNF	WNND	PVD‡	TOTAL				
Travis		4		5																			9
Trinity														1									1
Upshur														1			1						2
Uvalde																	1						1
Val Verde																	1						1
Victoria														1			1						2
Walker		1															1						2
Waller														1			1						2
Webb																	1						1
Wheeler																	2						2
Wichita												12				1	2						15
Williamson		1										2											3
Wise																		1					
Zavala																	1						1
Total Number of Reports	0	37	0	22	0	8	28	0	4	1	0	1533	14	27	1	70	175	28	245	3	0		1923

M - mosquito A-avian E-equine SC- sentinel chicken H- human

CHIKV - Chikungunya Virus

DENV - Dengue Virus

EEEV - Eastern Equine Encephalitis Virus

SLEV - Saint Louis Encephalitis Virus

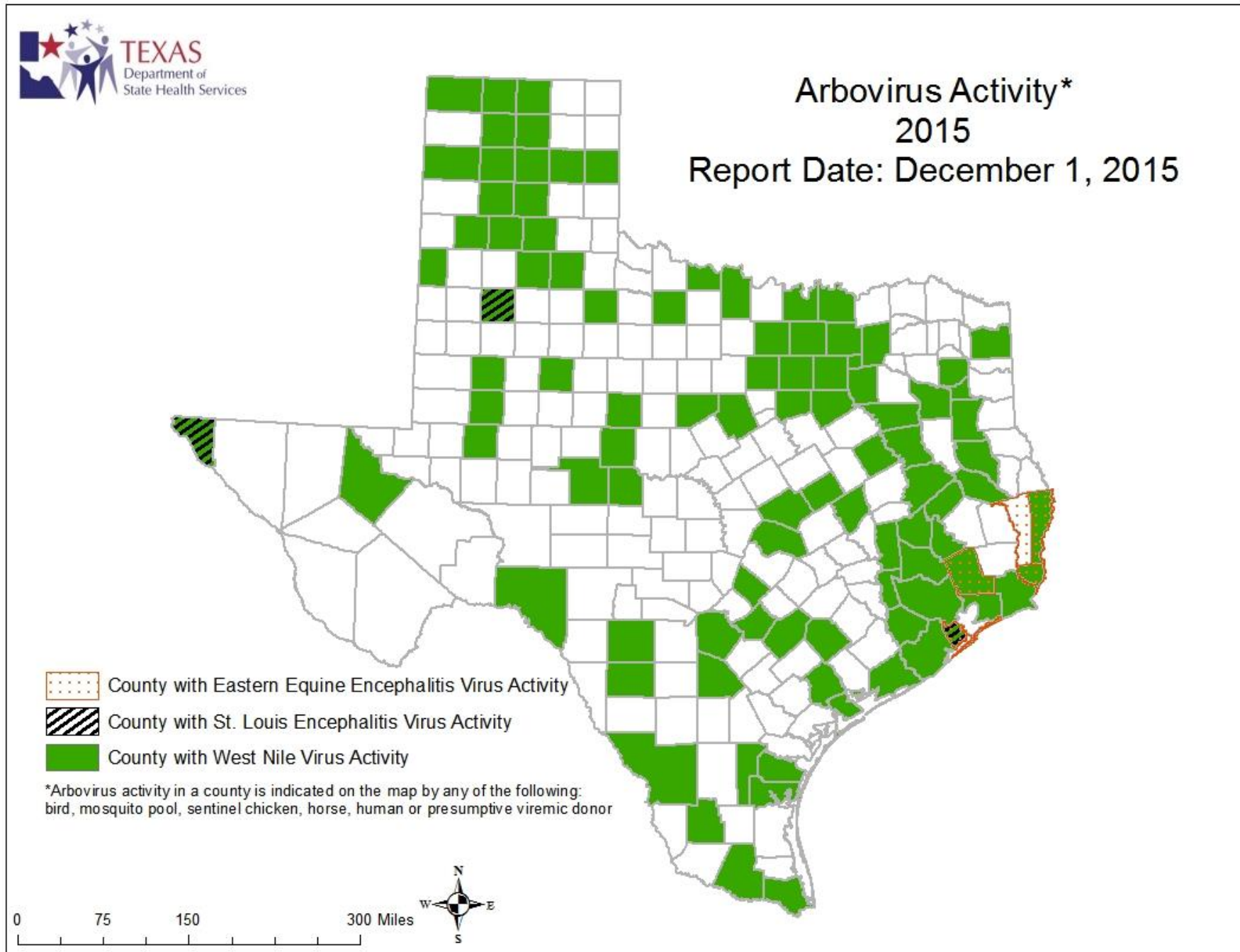
WNV - West Nile Virus

OTHER ARBOVIRUS - Tensaw, Bunyamwera or California Serogroup viruses

\*All reported cases are imported.

‡Presumptive viremic blood donors (PVDs) are not included in any of the "total columns".

Figure 1. Texas Counties Reporting any Arbovirus Activity, Weeks 1-47



A Texas map showing the names of each County is available at [www.dshs.state.tx.us/regions/stregctymap.pdf](http://www.dshs.state.tx.us/regions/stregctymap.pdf)

Figure 2. Epidemiologic Curve of Mosquito WNV Activity, 2013-2015

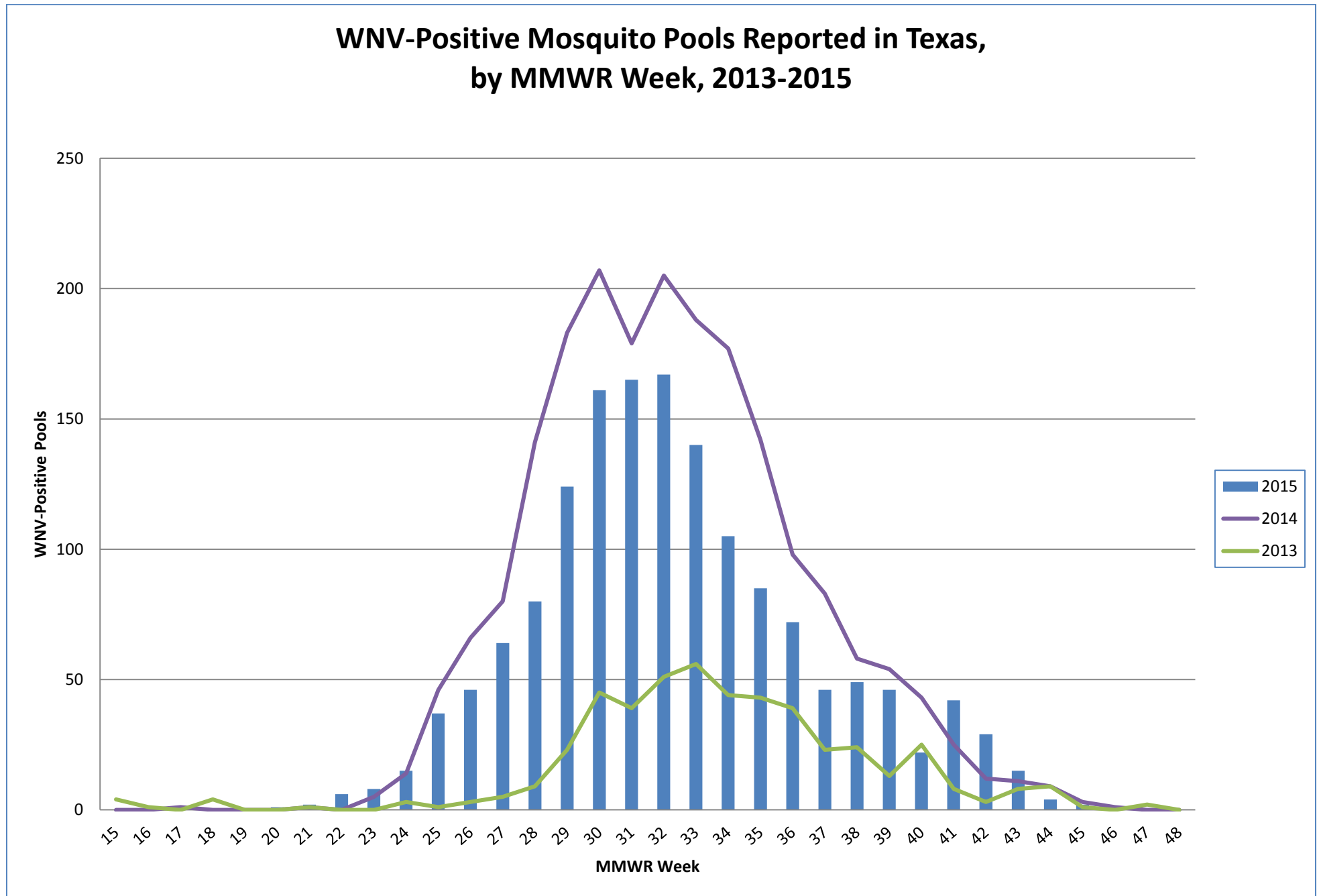
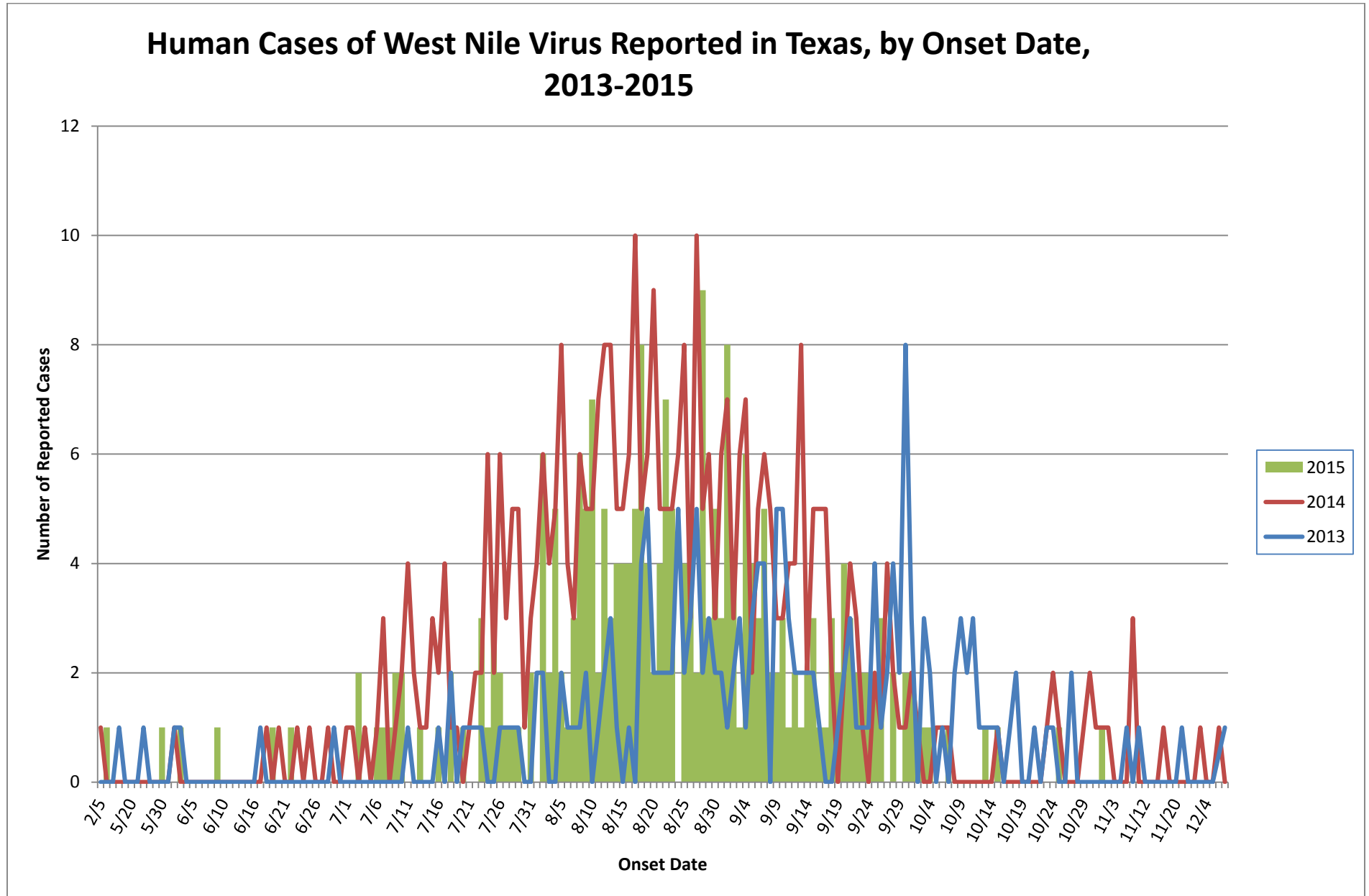




Figure 3. Epidemiologic Curve of Human WNV Activity, 2013-2015



For more detailed information about arboviruses found in Texas, please visit <http://www.dshs.state.tx.us/idcu/disease/arboviral/>.