



**DSHS Arbovirus Activity Report  
Week #26 (ending July 4, 2015)  
Report Date: July 7, 2015**

**Table 1. Arbovirus Activity Summary, Texas, Weeks 1-26**

Disease	Positive Mosquito Pools	Avian	Equine	Sentinel Chicken	Human						TOTAL
					Febrile Illness	Neurologic Illness	Hemorrhagic Fever	TOTAL (HUMAN)	Deaths	PVD‡	
CHIKV					9			9			9
DENV					4			4			4
EEEV				5				0			5
SLEV	1			1				0			2
WNV	64				1	2		3			67
OTHER ARBOVIRUS*	1										1
<b>TOTAL REPORTS</b>	<b>66</b>	<b>0</b>	<b>0</b>	<b>6</b>	<b>14</b>	<b>2</b>	<b>0</b>	<b>16</b>	<b>0</b>	<b>0</b>	<b>88</b>

CHIKV - Chikungunya Virus

DENV - Dengue Virus

EEEV - Eastern Equine Encephalitis Virus

SLEV - Saint Louis Encephalitis Virus

WNV - West Nile Virus

\*Other Arbovirus - Tensaw virus

‡PVD - Presumptive viremic blood donors are people who had no symptoms at the time of donating blood through a blood collection agency, but whose blood tested positive when screened for the presence of WNV. Unless they meet the case reporting criteria, they are not counted as a case for official reporting purposes and are not included in the "total reports" column.

Table 2. Arbovirus Activity by County, Weeks 1-26

County	CHIKV*		DENV*		EEEV				SLEV			WNV							OTHER ARBOVIRUS		COUNTY TOTAL**			
	M	H	M	H	M	E	SC	H	M	SC	H	M	A	E	SC	H				M		H		
																WNF	WNND	PVD‡	TOTAL					
Dallas		2										17												19
Denton												5												5
El Paso		1							1			1						1						4
Fort Bend		1																						1
Galveston							5			1											1			2
Harris		2		1								29						1						33
Kaufman																	1							1
Montgomery												2												2
Randall				1																				1
Tarrant		1		1								10												12
Travis		2		1																				3
Total Number of Reports	0	9	0	4	0	0	5	0	1	1	0	64	0	0	0	1	2	0	3	1	0			88

M - mosquito A-avian E-equine SC- sentinel chicken H- human

CHIKV - Chikungunya Virus

DENV - Dengue Virus

EEEV - Eastern Equine Encephalitis Virus

SLEV - Saint Louis Encephalitis Virus

WNV - West Nile Virus

OTHER ARBOVIRUS - Tensaw virus

\*All reported cases are imported.

‡Presumptive viremic blood donors (PVDs) are not included in any of the "total columns".

Figure 1. Texas Counties Reporting any Arbovirus Activity, Weeks 1-26

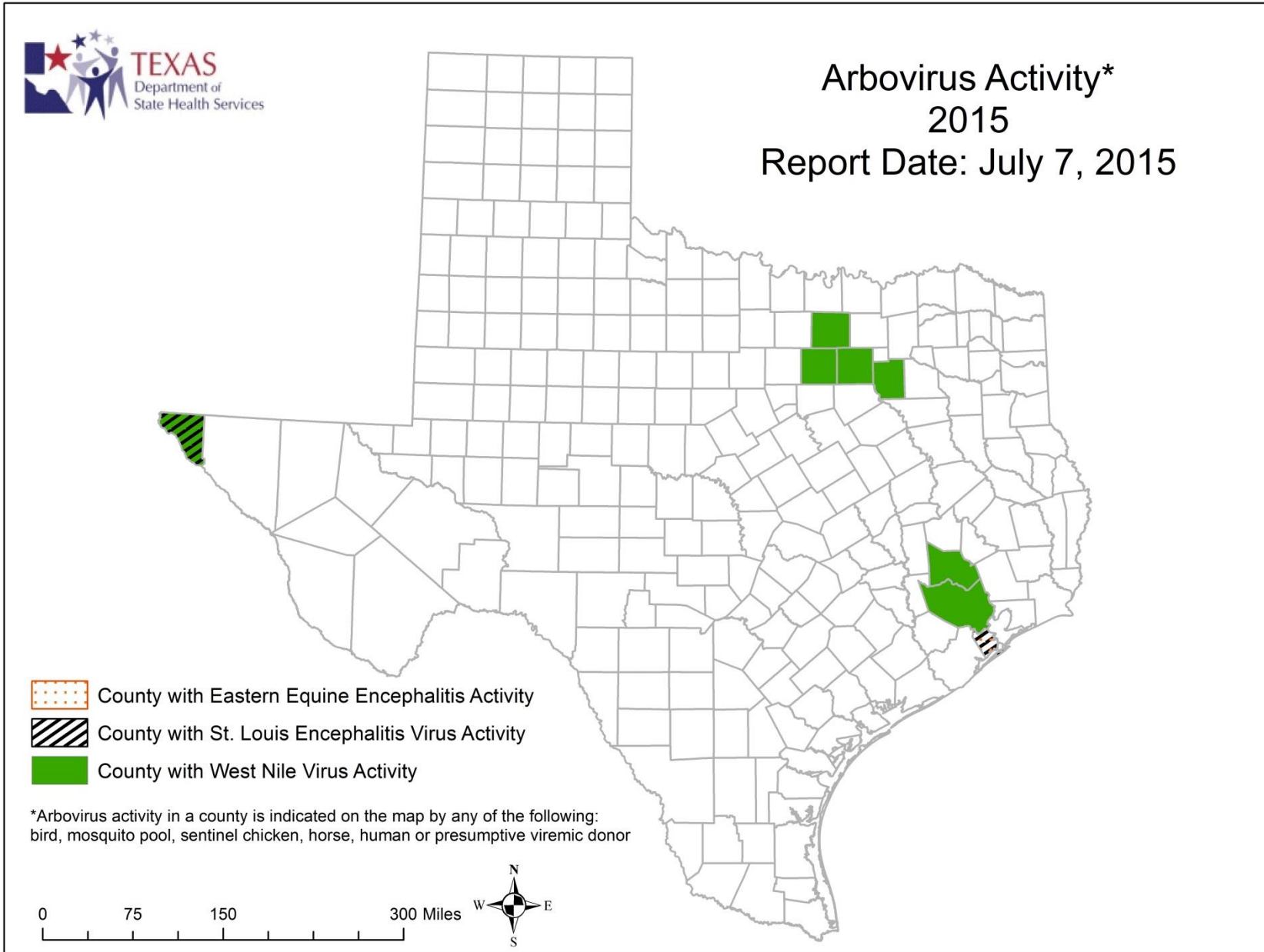


Figure 2. Epidemiologic Curve of Mosquito WNV Activity, 2013-2015

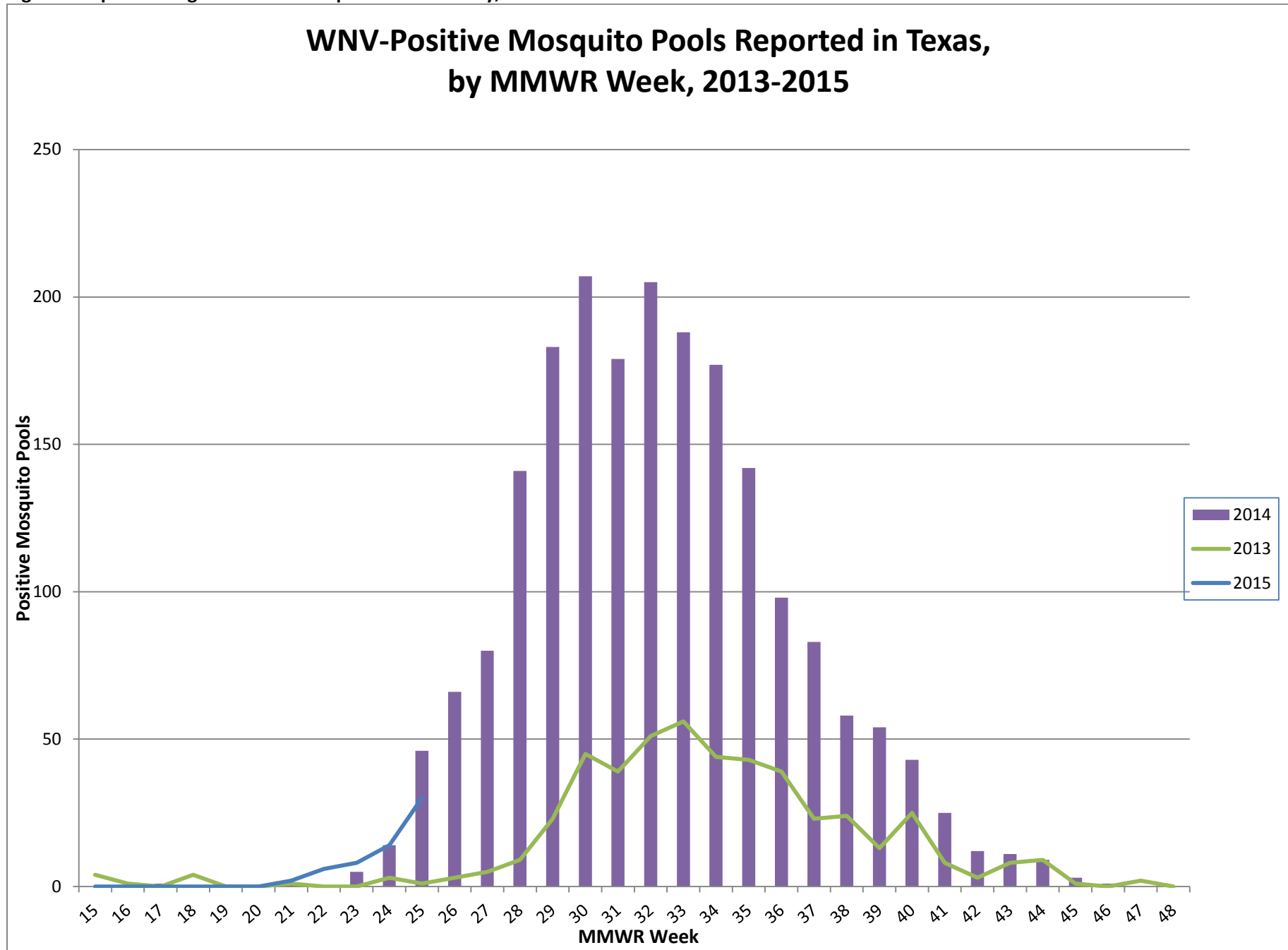
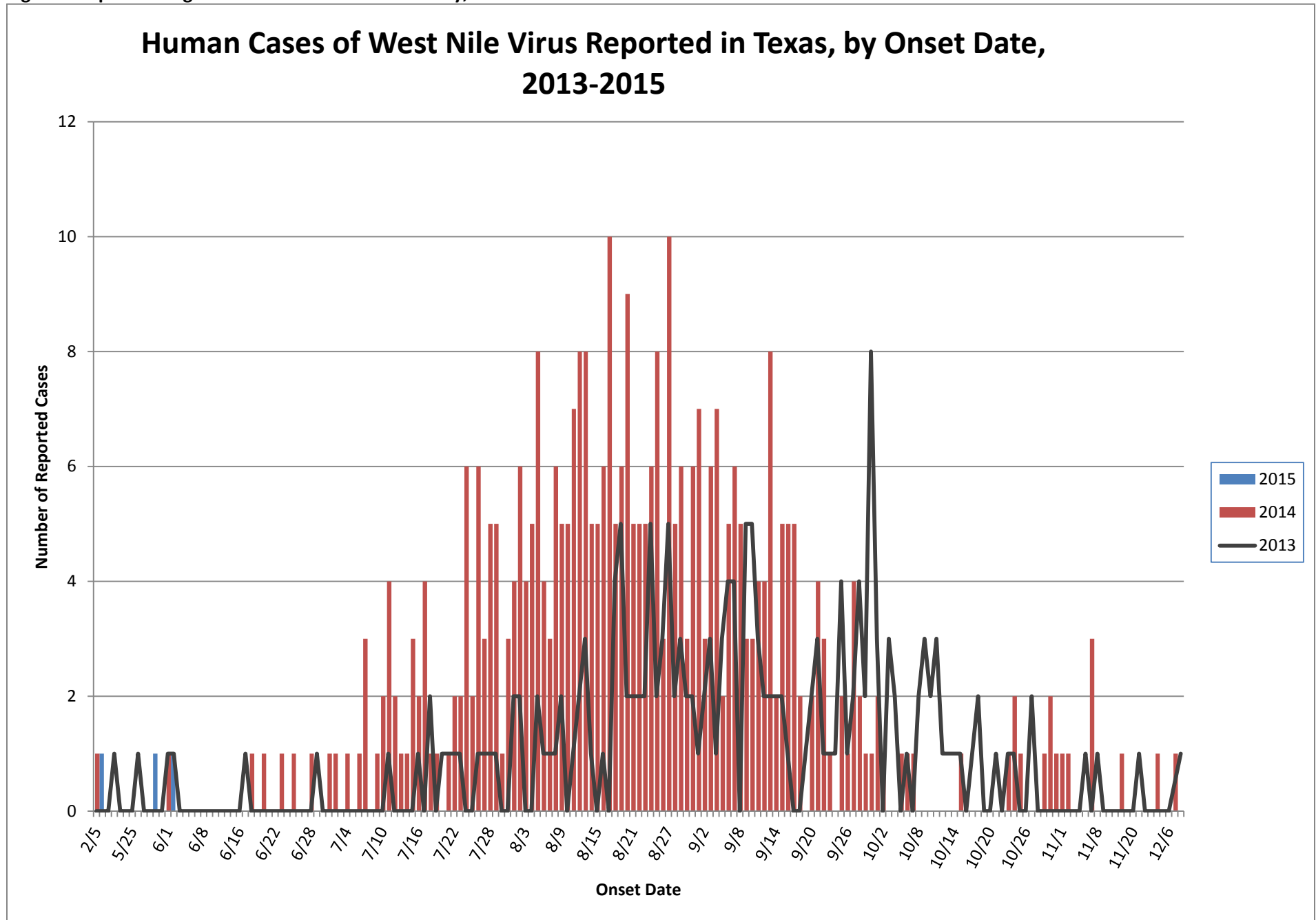


Figure 3. Epidemiologic Curve of Human WNV Activity, 2013-2015



For more detailed information about arboviruses found in Texas, please visit <http://www.dshs.state.tx.us/idcu/disease/arboviral/>.