



DSHS Arbovirus Activity Report
Week #47 (ending November 21, 2014)
Report Date: November 25, 2014

Table 1. Arbovirus Activity Summary, Texas, Weeks 1-47

Virus	Mosquito			Avian	Equine	Human						TOTAL
	DSHS Lab Reports	Non-DSHS Lab Reports	TOTAL (MOSQUITO POOLS)			Fever	Neuroinvasive	Hemorrhagic Fever	TOTAL (HUMAN)	Deaths	PVD‡	
CHIKV*						53			53			53
DENV*						16		1	17			17
EEEV					5							5
SLEV	5	2	7			1	1		2			9
WNV	310	1714	2024	77	22	107	201		308	4	59	2431
TOTAL REPORTS	315	1716	2031	77	27	177	202	1	380	4		2515

CHIKV - Chikungunya Virus

DENV - Dengue Virus

EEEV - Eastern Equine Encephalitis Virus

SLEV - Saint Louis Encephalitis Virus

WNV - West Nile Virus

*All reported cases are imported.

‡PVD - Presumptive viremic blood donors are people who had no symptoms at the time of donating blood through a blood collection agency, but whose blood tested positive when screened for the presence of West Nile virus. Unless they meet the case reporting criteria, they are not counted as a case for official reporting purposes and are not included in the "total reports" column.

Table 2. Arbovirus Activity by County, Weeks 1-47

County	CHIKV*		DENV*		EEEV			SLEV		WNV								COUNTY TOTAL**
	M	H	M	H	M	E	H	M	H	M	A	E	H					
													WNF	WNND	PVD‡	TOTAL		
Angelina														3	1	3	3	
Austin														2		2	2	
Bailey													1			1	1	
Bastrop													1			1	1	
Bell															1			
Bexar		5										1	2	3		5	11	
Bowie															1			
Brazoria		2		1						17			4	4	1	8	28	
Brazos										15			1	2		3	18	
Briscoe													3	1		4	4	
Caldwell												1					1	
Cass						1											1	
Castro													4	1	1	5	5	
Clay													1			1	1	
Collin		2		1						2			1		1	1	6	
Colorado													1			1	1	
Comal		1												2		2	3	
Crosby													1	1	2	2	2	
Dallas		5								116			7	4	2	11	132	
Deaf Smith													2	1		3	3	
Denton		6		1						25			1	3	1	4	36	
Ector														2		2	2	
El Paso		2		2				3		4		1	7	8		15	27	
Ellis										3			1			1	4	
Erath													1			1	1	
Floyd													1	1		2	2	
Fort Bend										14			2	2		4	18	
Freestone				1												0	1	
Galveston				1						7			1	1	1	2	10	
Gonzales		1										3					4	
Gray														1		1	1	
Grayson										16		1					17	
Gregg		1															1	
Grimes													1	2		3	3	
Hale													1	1		2	2	
Hall													2			2	2	
Hardin						1									1		1	
Harris		8		1				1	1	1285	77		21	75	20	96	1469	
Haskell													1			1	1	

County	CHIKV*		DENV*		EEEV			SLEV		WNV							COUNTY TOTAL**	
	M	H	M	H	M	E	H	M	H	M	A	E	H					
													WNF	WNND	PVD‡	TOTAL		
Hays		2																2
Hemphill													1				1	1
Henderson														1			1	1
Hidalgo		1		1								2		2	1		2	6
Hill															1			
Hockley												1		1			1	2
Hopkins													1				1	1
Hunt								2										2
Hutchinson														1			1	1
Jefferson						1		1		1			1	1			2	5
Jim Wells															1			
Johnson										8								8
Lamb													1	1			2	2
Leon														1			1	1
Liberty												1		5			5	6
Limestone															1			
Lipscomb													1				1	1
Lubbock													3	4	1		7	7
Madison												1						1
Martin														1			1	1
Matagorda									1								0	1
McLennan														1			1	1
Medina												1						1
Midland		1												2			2	3
Montgomery		1		2						182		2	8	21	5		29	216
Moore												1		1			1	2
Navarro													1	1			2	2
Newton						1												1
Nueces				1						1				2			2	4
Ochiltree												1		1			1	2
Orange		1								1						1		2
Palo Pinto																1		
Parker												1	1				1	2
Parmer													2				2	2
Polk														1			1	1
Potter													3	4	3		7	7
Randall													4	6	5		10	10
Rockwall										1								1
Runnels														1			1	1
Smith														1			1	1
Swisher													2	1			3	3

County	CHIKV*		DENV*		EEEV			SLEV		WNV							COUNTY TOTAL**
	M	H	M	H	M	E	H	M	H	M	A	E	H				
													WNF	WNND	PVD‡	TOTAL	
Tarrant		7								317			7	8	4	15	339
Taylor														1		1	1
Tom Green				1										3	2	3	4
Travis		6		3						6		1	1	4		5	21
Tyler						1											1
Uvalde														1		1	1
Walker														2		2	2
Waller												1	1			1	2
Washington												1					1
Wichita										1		1		1		1	3
Williamson		1		1						2							4
Total Number of Reports		53		17		5		7	2	2024	77	22	107	201	59	308	2515

M-mosquito A-avian E-equine H-human

CHIKV - Chikungunya Virus

DENV - Dengue Virus

EEEV - Eastern Equine Encephalitis Virus

SLEV - Saint Louis Encephalitis Virus

WNV - West Nile Virus

WNF - West Nile Fever

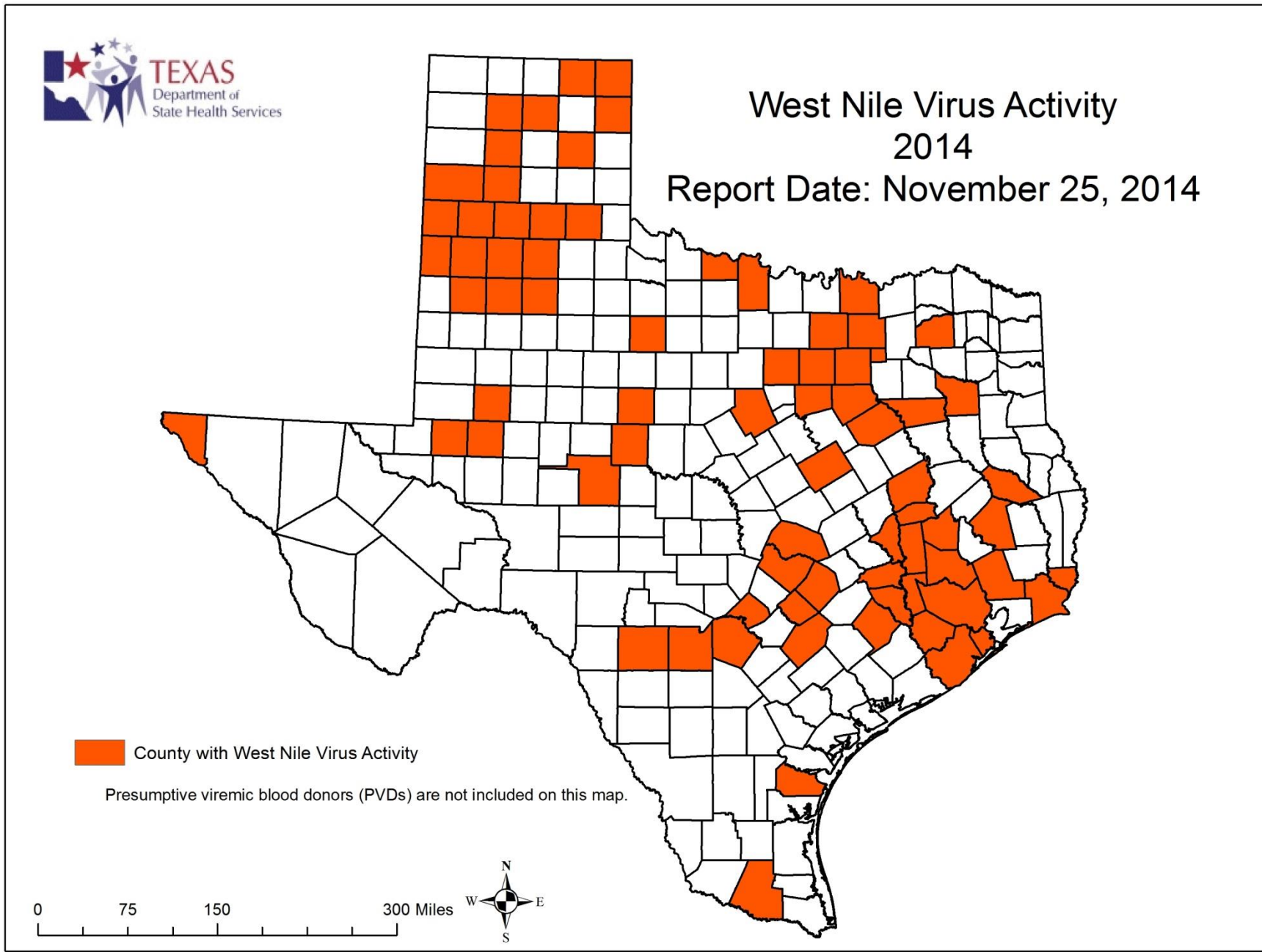
WNND - West Nile Neuroinvasive Disease

*All reported cases are imported.

**Total may not equal the sum of the contributing subtotals because some counties will have reports from multiple species and/or for multiple diseases or disease syndromes.

‡Presumptive viremic blood donors (PVDs) are not included in any of the "total columns".

Figure 1. Texas Counties Reporting any WNV Activity, Weeks 1-47



A Texas map showing the names of each County is available at www.dshs.state.tx.us/regions/stregctymap.pdf.

Figure 2. Epidemiologic Curve of Mosquito WNV Activity, 2011-2014

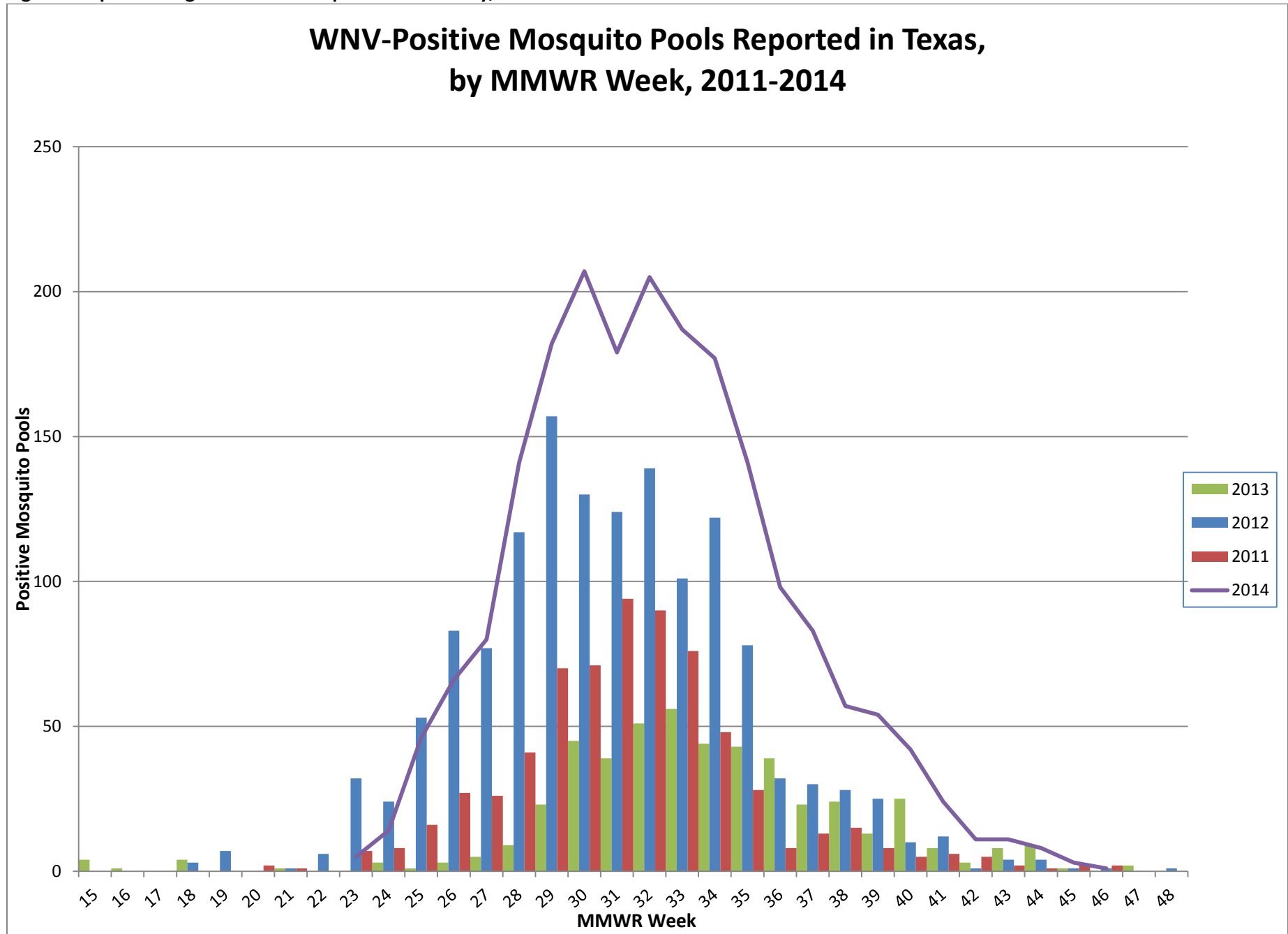
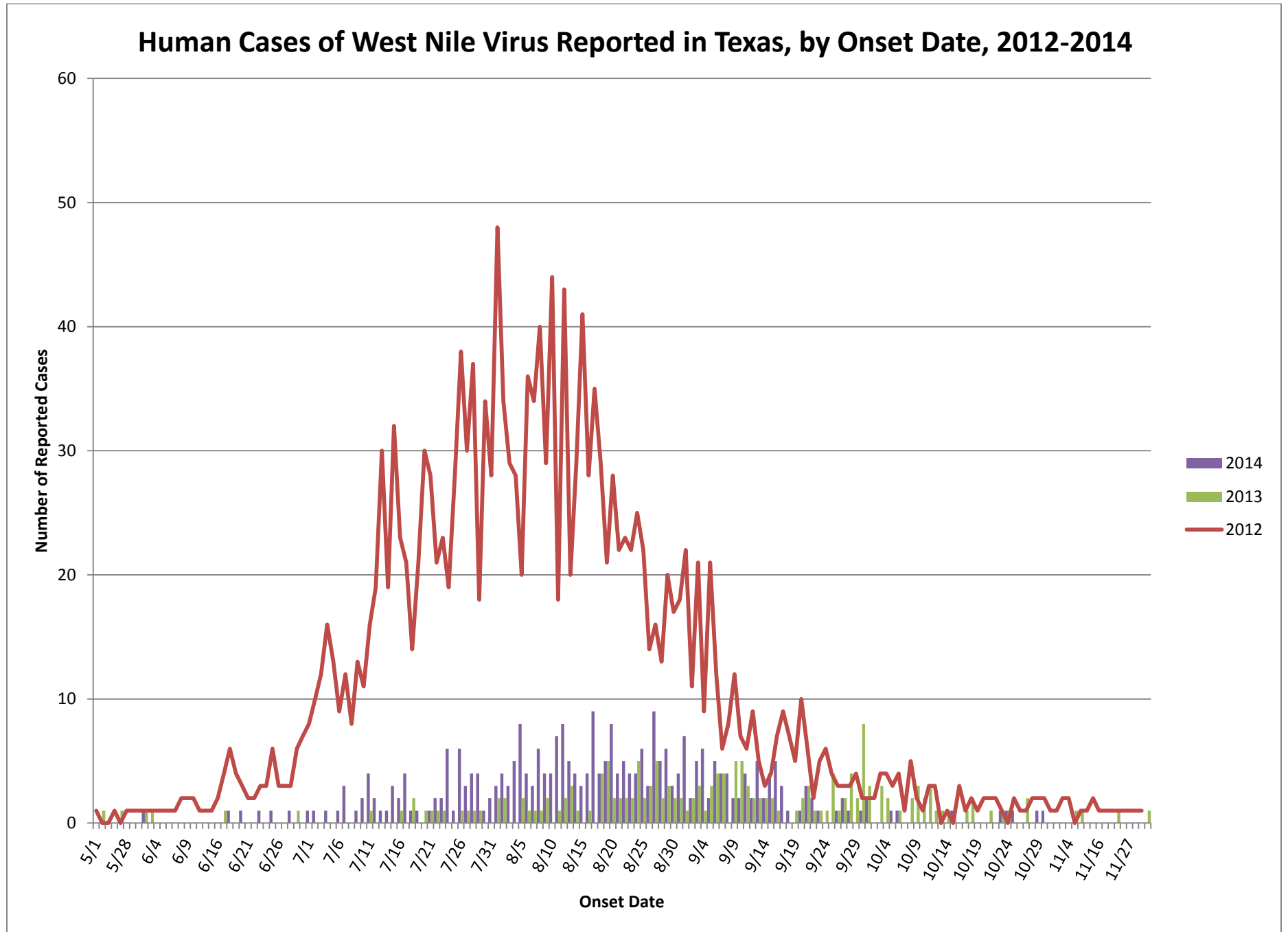


Figure 3. Epidemiologic Curve of Human WNV Activity, 2012-2014



For more detailed information about arboviruses found in Texas, please visit <http://www.dshs.state.tx.us/idcu/disease/arboviral/>.