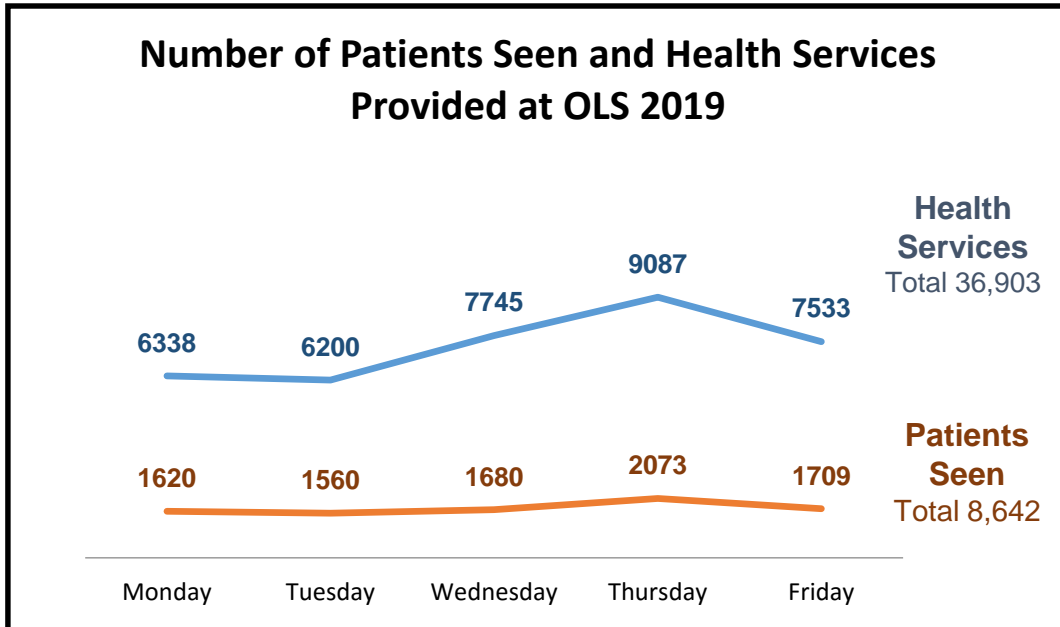


2019

OPERATION LONE STAR

This year during Operation Lone Star (OLS) 2019, 8,642 individuals received 36,903 health services across six medical points of dispensing (MPODs) located in Cameron, Hidalgo, Starr and Webb Counties. The number of total patients seen is on par to previous years, however the total number of services provided, although increasing since Tuesday, had been lower than previous years.

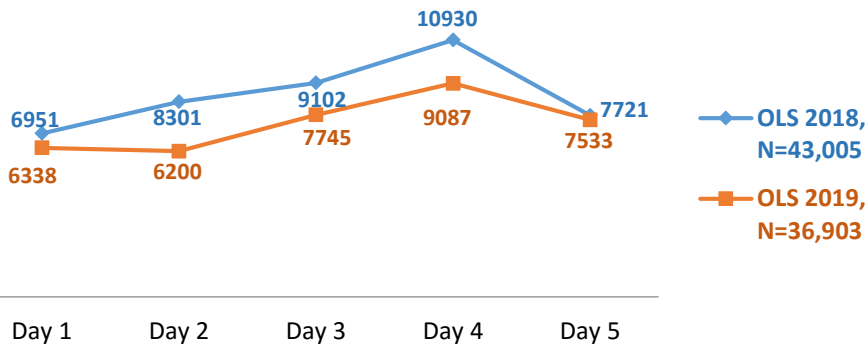


2019

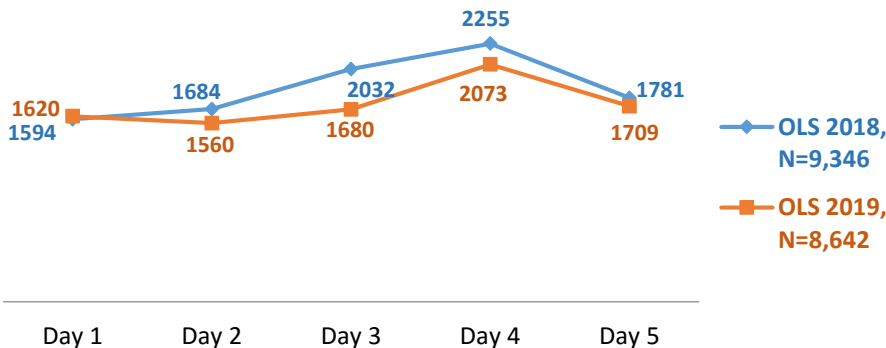
OPERATION LONE STAR

This year sites closed earlier each day than in years past and MPOD location changes could possibly account for the decrease from last year in both the total health services provided and total patients seen. Overall, the trend of health services provided and patients seen was similar to previous years with Thursday being the busiest day of the exercise. There was a decrease in the total health services provided from 2018 to 2019 of approximately 14% and a decrease in daily total patients seen of approximately 7.5%.

Daily Total Health Services Provided, OLS 2018 vs. 2019, All MPODs



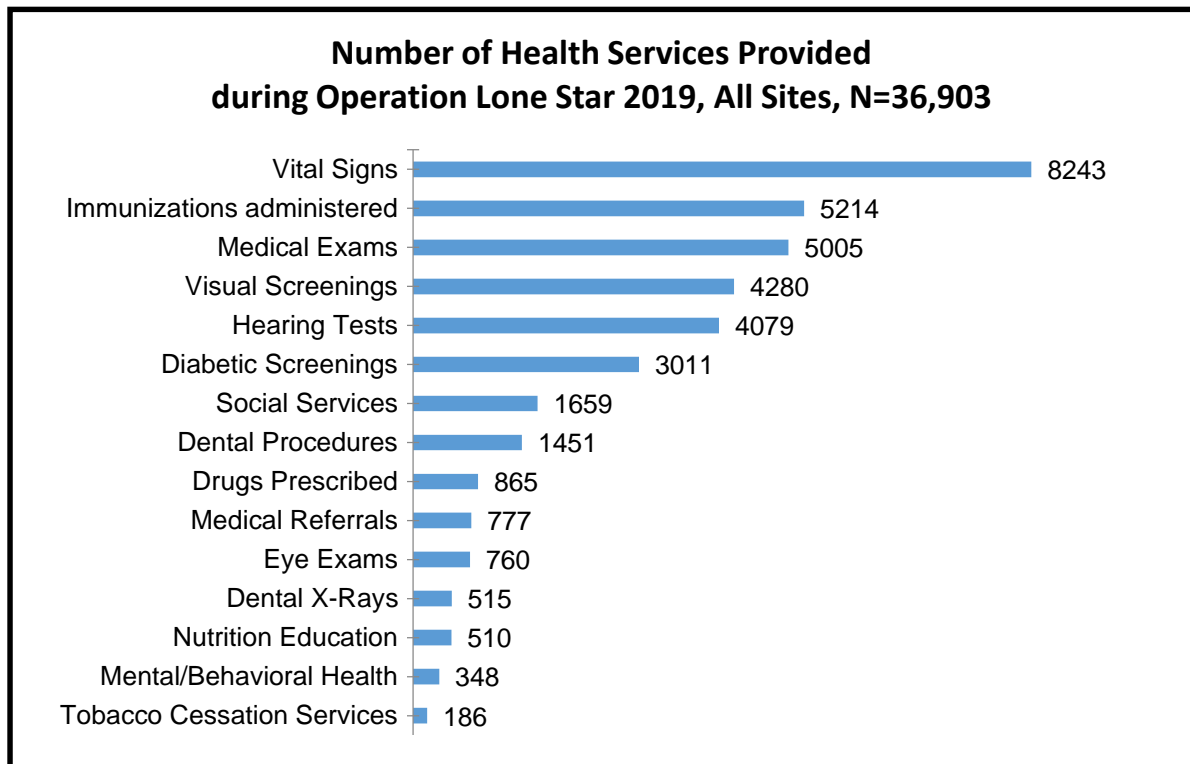
Daily Total Patients Seen, OLS 2018 vs. 2019, All MPODs



2019

OPERATION LONE STAR

There are 15 health services tracked by participating MPOD sites during Operation Lone Star. The top services provided were vital signs, immunizations administered and medical exams. Services such as dental x-rays and eye exams are not offered at all MPOD sites.



2019

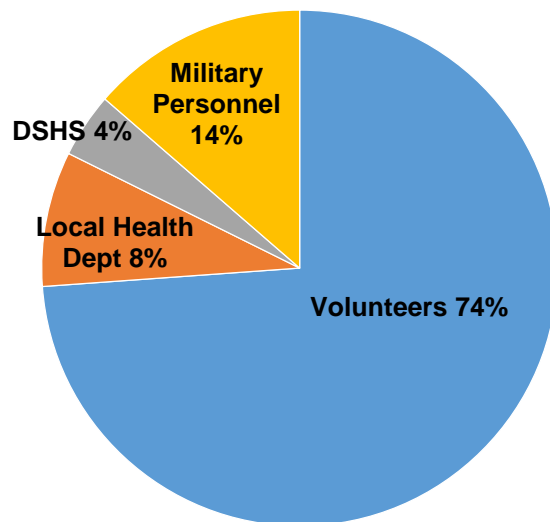
OPERATION LONE STAR

The majority of staff working at OLS are local volunteers from the community, universities and private organizations.

This year, the United States Public Health Service (USPHS) deployed to Texas and corps individuals were counted as military. On average, per day across all six MPODs there were:

- 1003 volunteers
- 115 local health department staff
- 55 Department of State Health Services staff
- 185 military personnel

Type of Staff at All Sites During OLS 2019



Texas Department of State Health Services



Hidalgo County Health & Human Services Department

City of Laredo Health Department



Public Health
Prevent. Promote. Protect.



2019

OPERATION LONE STAR

This year a teen category was introduced to the existing adult and pediatrics medical examination categories. In OLS 2018 pediatric medical exams comprised 54% of the total medical exams. With the addition of this new age group, the number of pediatric visits decreased, but the number of adult visits remained approximately the same.

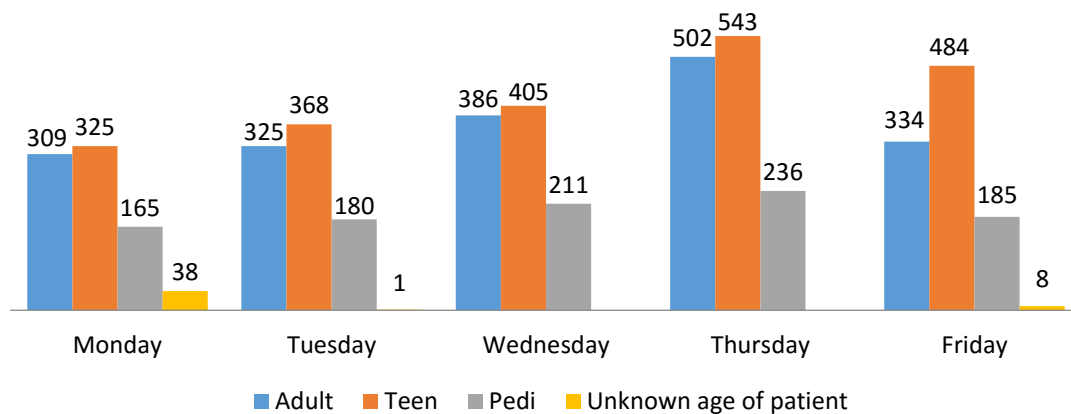
The age breakdown:

- Pediatrics: less than or equal to 12 year of age
- Teens: 13-19 years of age
- Adults: greater than or equal to 20 years of age

Additional factors affecting this year's final projected cost analysis is the elimination of a basic exam option for medical clinicians, leaving the complex and extended exam options and the adjustment of the exam cost to the current Centers for Medicare and Medicaid Services physician fee schedule.

Medical clinicians at this year's OLS performed 5,005 free medical exams, with teens receiving approximately 42.5% of these services. The value of these medical exams amounts to \$74,6307.90 in the private sector.

Daily Number of Adult, Teen and Pediatric Medical Exams Provided during OLS 2019, All MPODs, N=5,005



Texas Department of State Health Services



Hidalgo County Health & Human Services Department

City of Laredo Health Department



Public Health
Prevent. Promote. Protect.

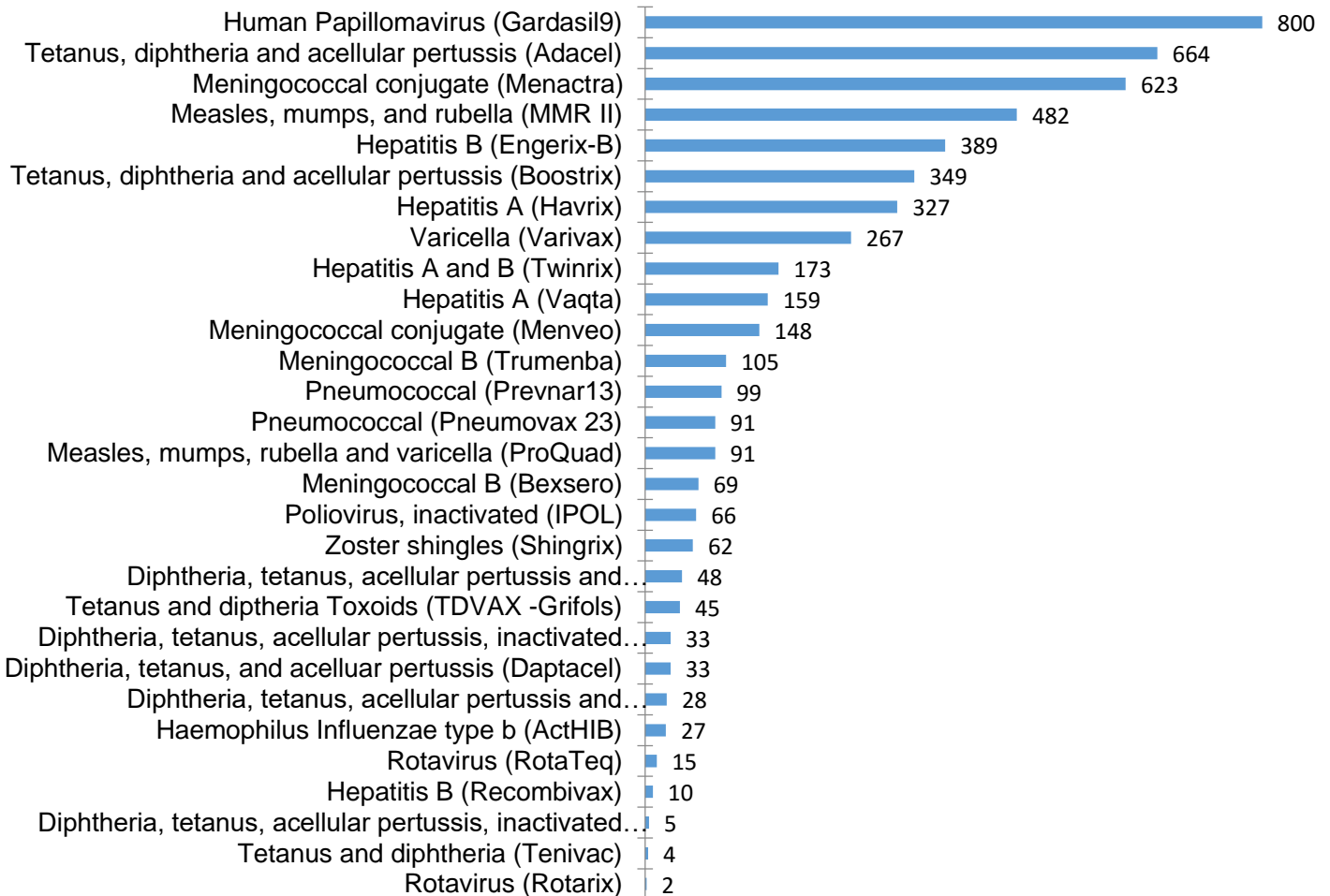


2019

OPERATION LONE STAR

5,214 free immunizations were administered to 2,350 individuals this year. Each person received on average two vaccines. The value of these immunizations amounts to \$625,097.36 in the private sector. There were 29 different types of immunizations offered this year. Gardasil was the most administered vaccine (15%) followed by Adacel (13%) and Menactra (12%).

Number and Type of Immunizations Administered at OLS 2019, All MPODs, N=5,214



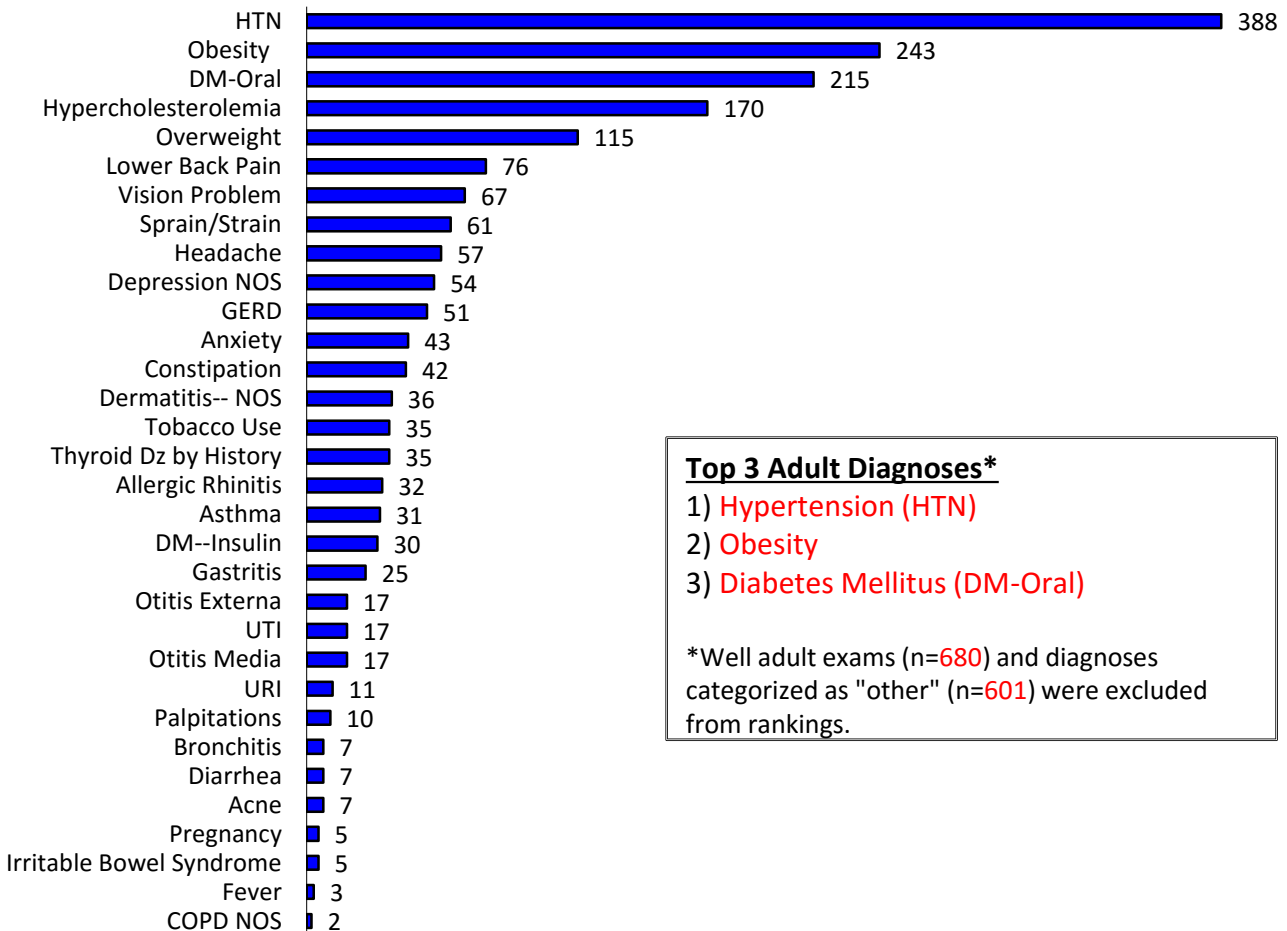
2019

OPERATION LONE STAR

This year in addition to patient diagnoses for adults (≥ 20 years), teens (13-19 years) and pediatrics (≤ 12 years), three diagnoses; overweight, hypercholesterolemia and Chronic Obstructive Pulmonary Disease were added, while degenerative joint disease was deleted as a diagnosis.

For adults during OLS 2019, hypertension (HTN), obesity and diabetes mellitus – oral (DM-oral) were the most diagnosed conditions. These same conditions were also the top three most diagnosed in adults during OLS since 2011.

Number and Type of Diagnoses Given to Adult Patients During OLS 2019, All MPODs



Top 3 Adult Diagnoses*

- 1) Hypertension (HTN)
- 2) Obesity
- 3) Diabetes Mellitus (DM-Oral)

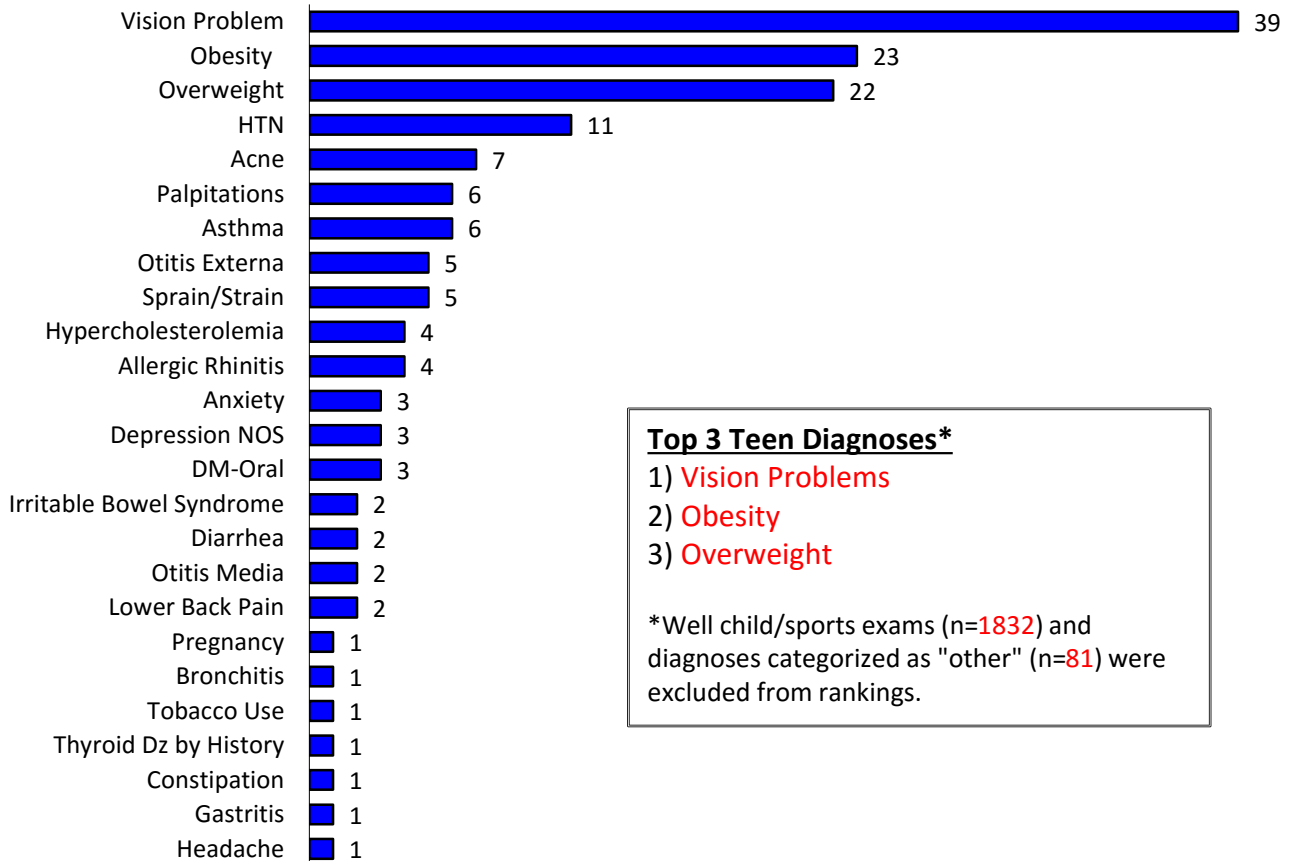
*Well adult exams (n=680) and diagnoses categorized as "other" (n=601) were excluded from rankings.

2019

OPERATION LONE STAR

In teens (13-19 years), the most diagnosed conditions during OLS were vision problems, obesity and overweight. In previous years, these patients would have been categorized as pediatric diagnoses.

Number and Type of Diagnoses Given to Teen Patients During OLS 2019, All MPODs



Top 3 Teen Diagnoses*

- 1) Vision Problems
- 2) Obesity
- 3) Overweight

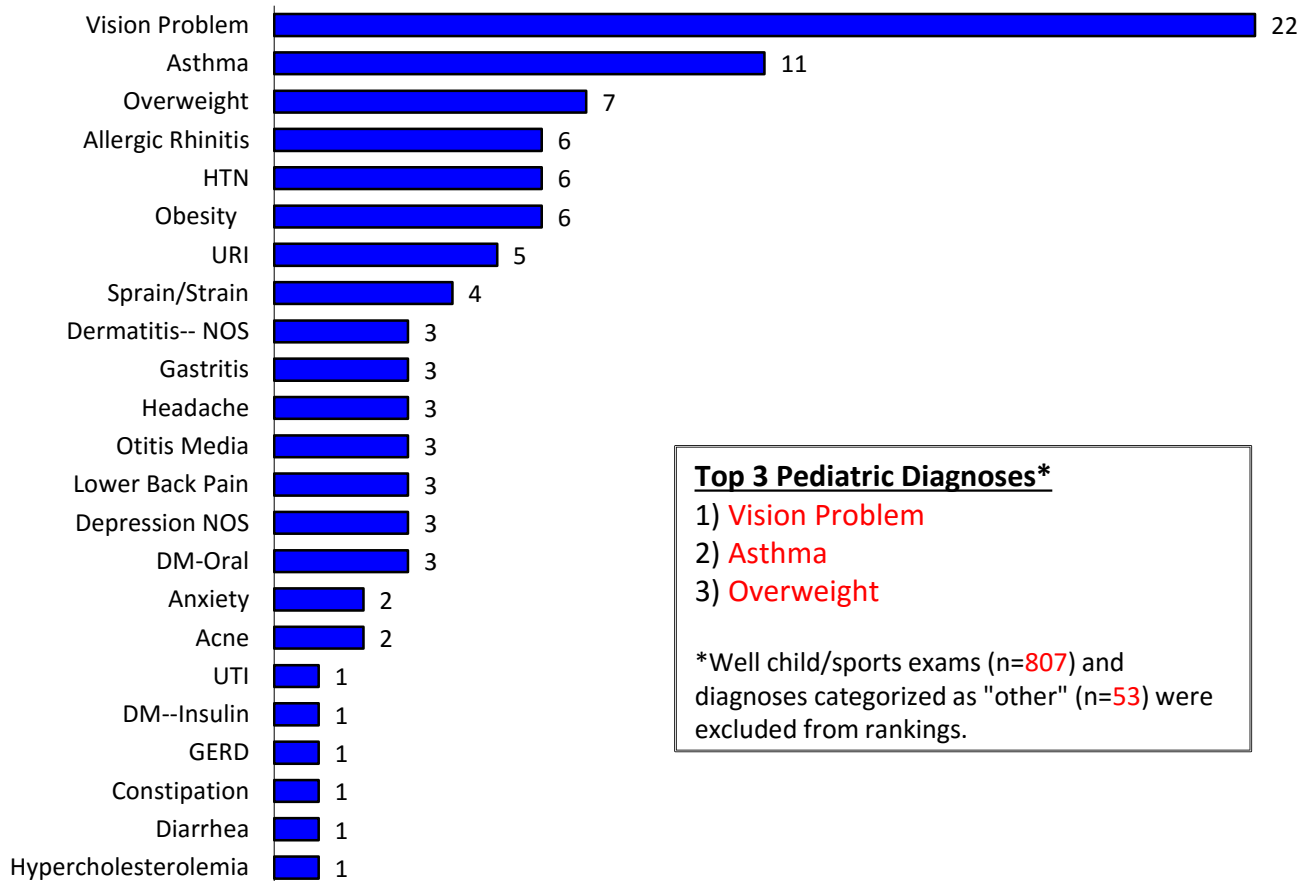
*Well child/sports exams (n=1832) and diagnoses categorized as "other" (n=81) were excluded from rankings.

2019

OPERATION LONE STAR

In children (≤ 12 years), the most diagnosed conditions during OLS were vision problems, asthma and overweight. Overweight is a new diagnosis this year and was more diagnosed than, obesity, which along with vision problems have been the most diagnosed conditions in children during OLS since 2013. Although across all MPODs there seems to be a variety of pediatric diagnoses, some MPODs saw few diagnosis due to patients aging out into the teen category.

Number and Type of Diagnoses Given to Pediatric Patients During OLS 2019, All MPODs



Top 3 Pediatric Diagnoses*

- 1) Vision Problem
- 2) Asthma
- 3) Overweight

*Well child/sports exams (n=807) and diagnoses categorized as "other" (n=53) were excluded from rankings.