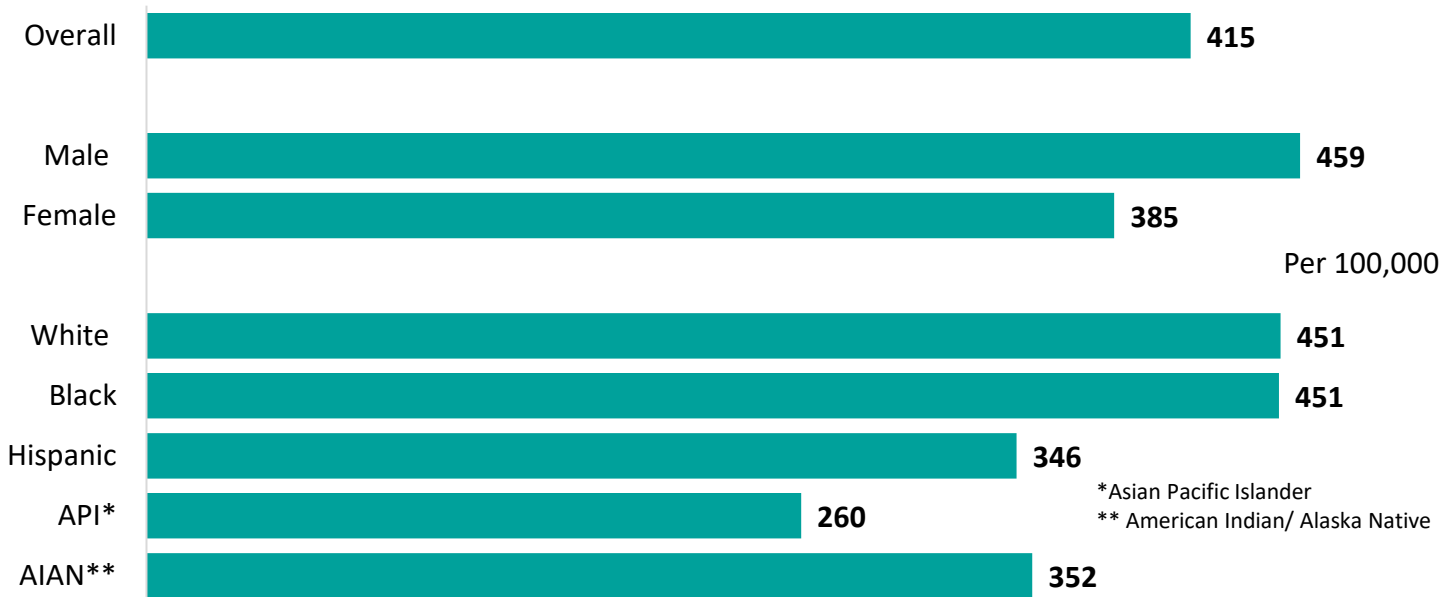


All-Site Cancer State of Texas




All-Site Cancer Rate – 2015-2019¹


On average, there were **415** new cancer cases **per 100,000** Texans, after adjusting for age



Cancer Estimates Among Adults, 2021⁴



Nearly **1** out of every **12** males in Texas was living with cancer.



Nearly **1** out of every **9** females in Texas was living with cancer.



Nearly **3** out of every **10** adults, ages 65 and older, in Texas was living with cancer.

Medicaid Reimbursement – FY 2021⁵

Texas Medicaid paid over **\$425 million** in cancer-related charges.

Cost of Services among Medicaid Beneficiaries Diagnosed with Cancer (All-Sites), Texas, FY 2021

Type of Claim	Total Cost	Acute Care Cost [#]	Number of Beneficiaries	Average cost per Beneficiary
Inpatient	\$203,040,878	\$193,975,636	5,926	\$34,263
Outpatient	\$100,500,973	\$92,432,745	26,358	\$3,813
Professional [§]	\$122,297,478	\$111,051,720	44,229	\$2,765
Total	\$425,839,329	\$397,460,101	48,062	\$8,860

[#]: Acute Care Cost does not include Managed Care Long-Term Services and Supports (MCOLTSS) such as home health aides or adult daycare.

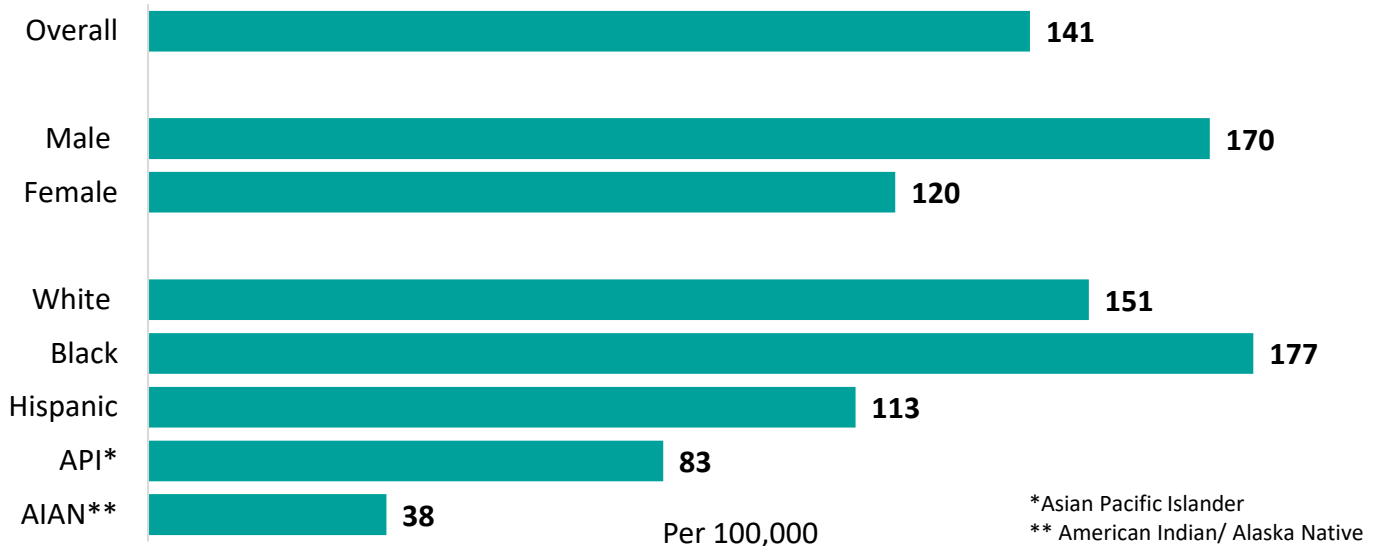
[§]: A "Professional" claim refers to services submitted by providers rather than the admitting hospital.

Texas Cancer Data Facts

- In 2021, males had a higher hospitalization rate (23.2 per 100,000) compared to females (20.3 per 10,000) after adjusting for age⁷.
- An estimated 17.1% of White Texans reported having a diagnosis of any type of cancer, 5.1% of Black Texans, and 4.5% of Hispanics in 2021⁴.
- 66.9% of Texans diagnosed with cancer survived for at least 5 years past diagnosis from 2012-2018³.

Cancer Death Rate Among Adults, 2019²

In 2019, there were **141** cancer-related deaths **per 100,000** Texans, after adjusting for age.



Cancer Key Points

- The most common cancers are breast, lung, prostate, colorectal. These four cancers make up about 47% of all new cancer diagnoses¹. [Lung cancer](#) is the leading cause of cancer death in TX⁶.
- Although the number of new cancer cases has increased, the rate (# of new cases / total population) decreased likely due to the aging and growth of the Texas population³.
- The number of non-Hispanic White Texans and non-Hispanic Black Texans diagnosed with all-site cancer were the same, however; death and relative survival rates are worse for the Non-Hispanic Black population³. This disparity is likely due to barriers in access to medical care and socioeconomic status. It is important to note that this may not be true for all cancer types.
- Regular [cancer screening](#) may help find certain cancer types early allowing vital treatment to begin at a stage where it may have the most impact on diagnosis.
- Maintaining a healthy weight, not smoking or chewing tobacco, avoiding alcohol, and [other healthy choices](#) can reduce your risk of getting cancer.

Data Sources:

1. [Age-Adjusted Invasive Cancer Incidence Rates by Public Health Region in Texas](#), All Sites, 2015 - 2019. Cancer Incidence File, Apr 2022. Cancer-Rates.info. Accessed on May 01, 2023. Texas Cancer Registry.
2. [Age-Adjusted Cancer Mortality Rates by Public Health Region in Texas](#), All Sites, 2019. Cancer Incidence File, Apr 2022. Cancer-Rates.info. Accessed on May 01, 2023. Texas Cancer Registry.
3. [Welcome to the Texas Cancer Registry](#), Texas Department of State Health Services, Accessed on May 01, 2023. Last updated: July 11, 2022
4. [BRFSS](#), Texas Behavioral Risk Factor Surveillance System Public Use Data File, 2021, Texas Department of State Health Services, Center for Health Statistics, Austin, TX
5. [Medicaid Reimbursement](#), Analytical Data Store (ADS), TMAPS Database, Texas Medicaid and Healthcare Partnership (TMHP); 8-Month Medicaid Eligibility Database, HHSC; Prepared by Data Dissemination and Reporting, Office of Data, Analytics, and Performance, Texas Health and Human Services Commission (HHSC), September 2021 (aer)
6. [Texas Cancer Statistics](#), American Cancer Society, Accessed on May 01, 2023.
7. [THCIC](#), Texas Health Care Information Collection, Inpatient Hospital Discharge Public Use Data File, 2021; Population Data Source: U.S. Census Bureau, Population Division; Annual County and Puerto Rico Municipio Resident Population Estimates by Selected Age Groups and Sex: April 1, 2010 to July 1, 2020.