



Weekly Flu Surveillance Report

Week 47 - November 19th-November 25th, 2023

Disclaimer

Most cases of influenza are not reportable in the state of Texas, thus the data in this report was collected from hospitals, clinics, and schools throughout the region who have agreed to voluntarily submit data.

Definitions

ILI: Influenza-Like Illness. This is an illness that resembles the flu, but has not been confirmed. **Rapid:** These tests are typically done in-house to quickly test for influenza. **PCR:** These tests are generally more precise than rapid tests and are performed at the DSHS state lab and many commercial labs to confirm a case of influenza.

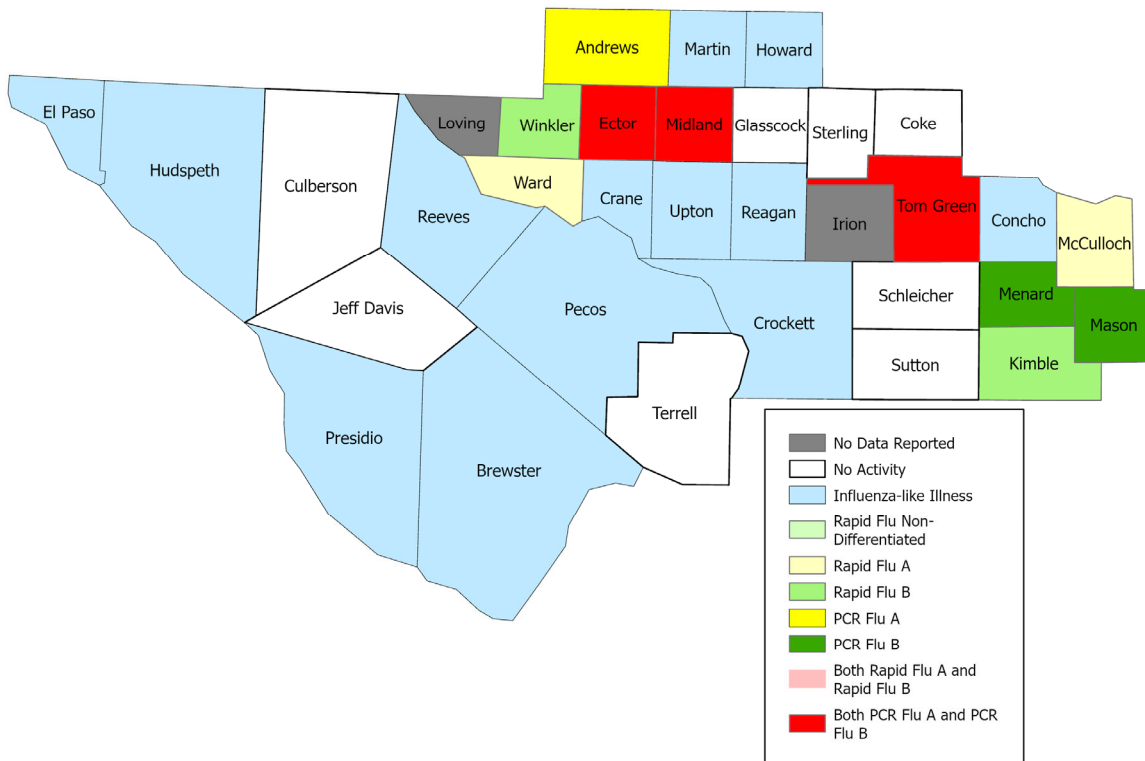
Summary Data

Condition	Week 47	Week 46	Week 45
Number of Counties Reporting (36 total)	→ 34	34	35
Number of Counties Reporting ILI	↓ 19	20	16
Number of Counties Reporting High Levels of ILI*	→ 9	9	7
Number of Counties Reporting Flu A	↓ 6	7	7
Number of Counties Reporting Flu B	↑ 7	5	6
Number of Counties Reporting Flu A & Flu B	↓ 3	4	5

The arrows represent changes from the previous week. A sideways arrow means there was no change in that condition.

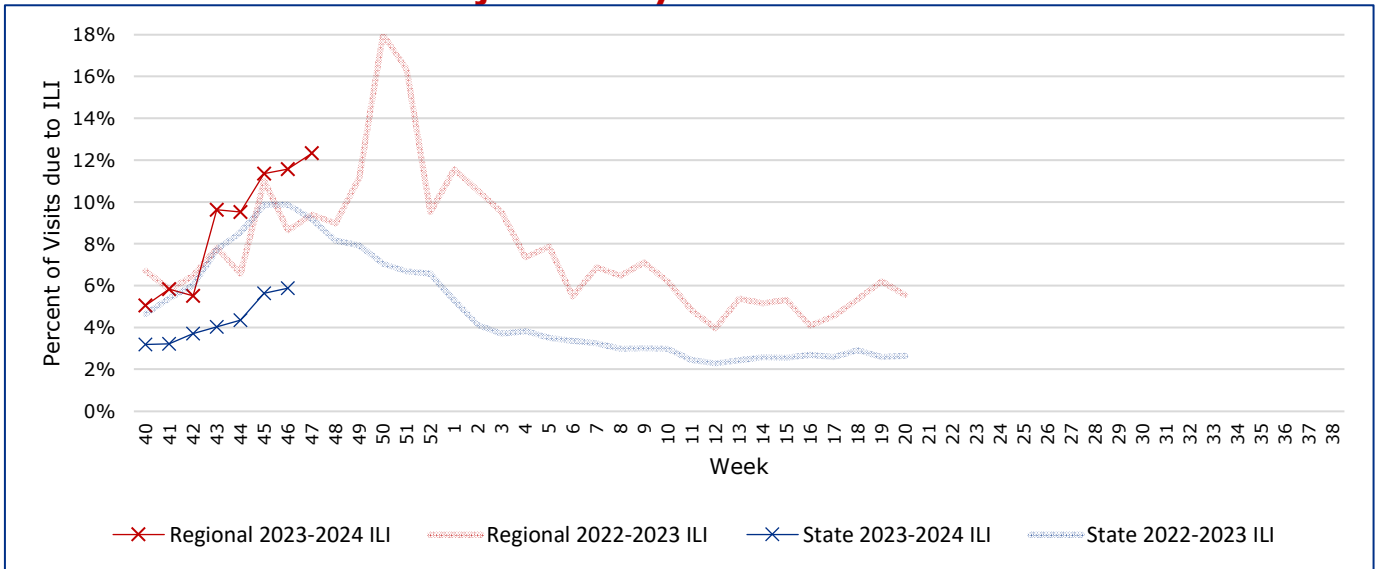
*Counties with total percent of visits due to ILI above 4.0% for the week are considered to have high/abnormal levels.

Map of Regional Flu Activity



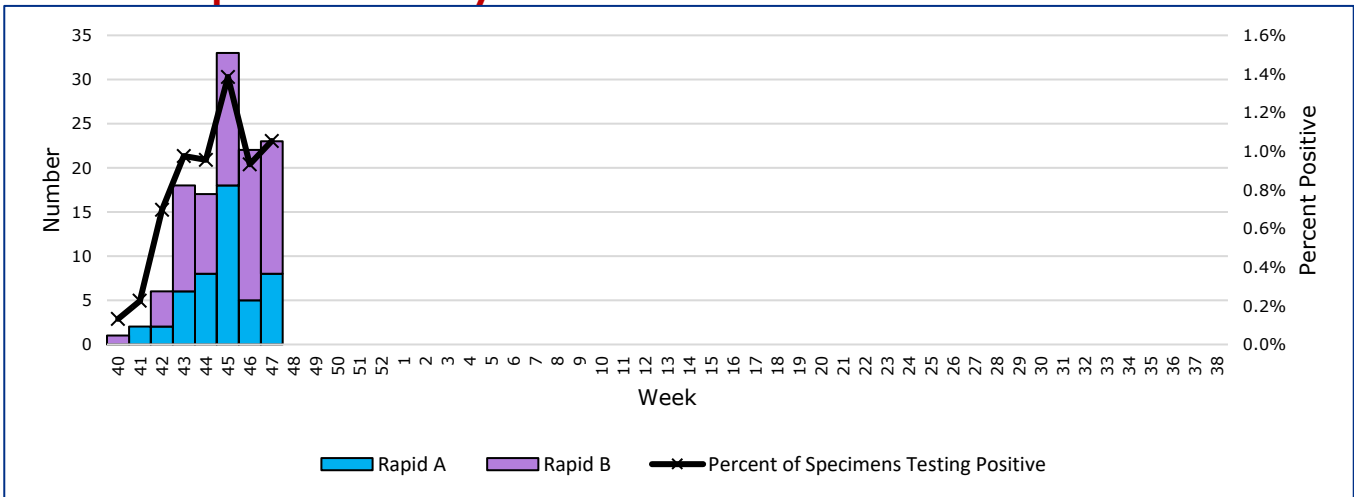
The map above depicts the previous week's reports of flu or influenza-like illness activity in each county. The legend on the bottom right of the map describes the meaning of each color.

Influenza-Like Illness Projections by Week



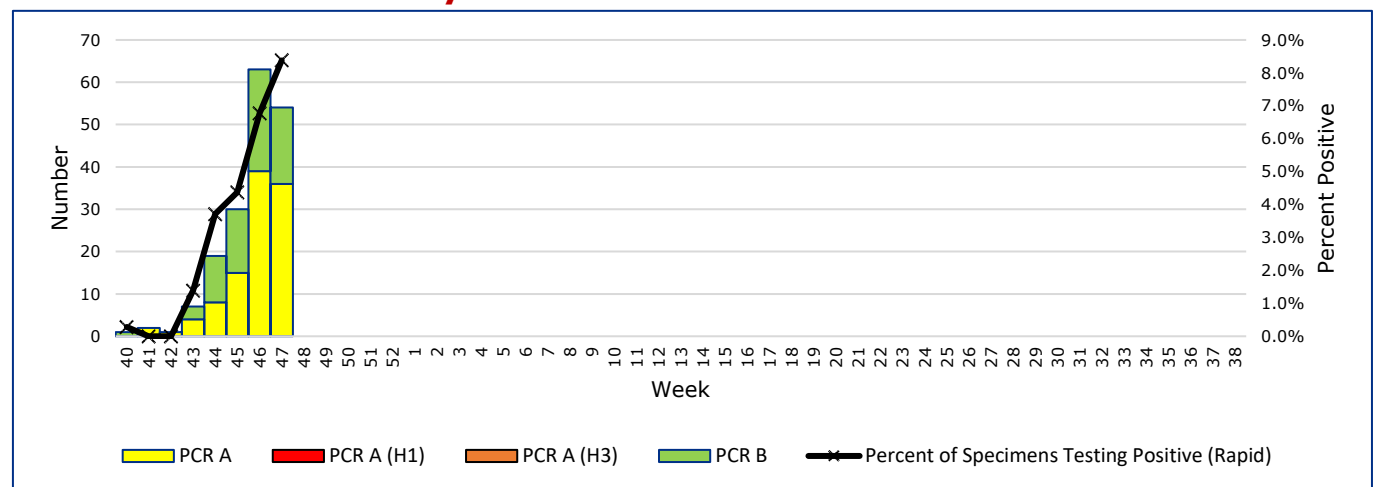
This chart documents the percentage of patient visits that were due to ILI at hospitals and clinics around the region, excluding confirmed COVID cases. It compares our region's data with the state's data and also compares to last flu season.

Positive Rapid Flu Tests by Week



This chart documents the number of rapid tests that have come back positive for flu A and flu B each week throughout the region.

Positive PCR Flu Tests by Week

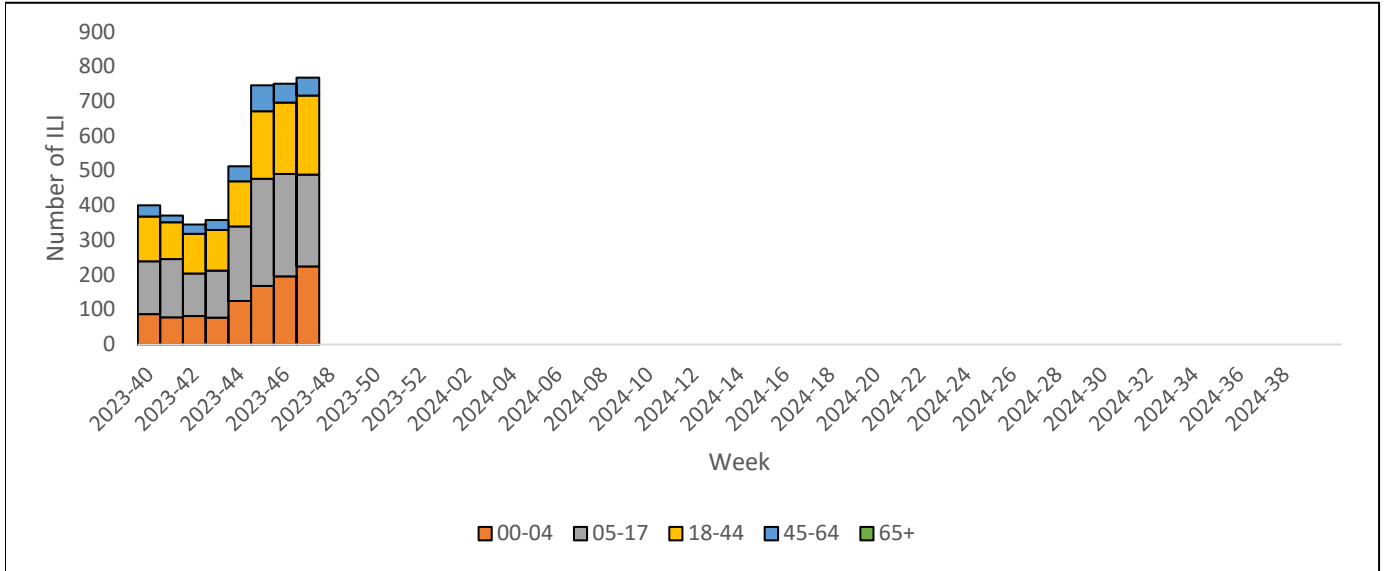


This chart documents the number of PCR tests that have come back positive for flu A and flu B each week throughout the region.

Flu Data by County

County	Week 47				Week 46				Week 45			
	Patient Visits	% with ILI	Flu A	Flu B	Patient Visits	% with ILI	Flu A	Flu B	Patient Visits	% with ILI	Flu A	Flu B
Andrews	429	16%	2	0	658	12%	0	1	635	9%	0	0
Borden	4	0%	0	0	1	0%	0	0	1	0%	0	0
Brewster	68	0%	0	0	64	0%	0	0	66	0%	0	0
Coke	2	0%	0	0	2	0%	0	0	4	0%	0	0
Concho	25	0%	0	0	21	0%	0	0	13	0%	0	0
Crane	24	0%	0	0	49	0%	0	0	33	0%	0	0
Crockett	11	0%	0	0	10	0%	0	0	7	0%	0	0
Culberson	14	0%	0	0	7	0%	0	0	9	0%	0	0
Dawson	146	0%	0	0	173	0%	0	0	131	0%	0	0
Ector	4854	30%	9	14	5728	25%	15	17	5835	25%	15	6
El Paso	6376	0%	0	0	7131	0%	0	0	7216	0%	0	0
Gaines	118	0%	0	0	163	0%	0	0	116	0%	0	0
Glasscock	5	0%	0	0	8	0%	0	0	2	0%	0	0
Howard	384	2%	0	0	439	3%	1	0	501	2%	0	0
Hudspeth	11	0%	0	0	26	0%	0	0	8	0%	0	0
Irion	0		0	0	0		0	0	1	0%	0	0
Jeff Davis	15	0%	0	0	16	0%	0	0	13	0%	0	0
Kimble	270	6%	0	3	349	1%	0	0	235	3%	0	0
Loving	0		0	0	3	0%	0	0	1	0%	0	0
McCulloch	13	0%	1	0	25	0%	1	0	66	68%	1	1
Martin	221	6%	0	0	278	8%	4	0	202	4%	0	0
Mason	137	0%	0	1	205	0%	0	0	205	0%	0	0
Menard	46	0%	0	1	93	0%	0	0	84	0%	0	0
Midland	2803	15%	28	11	3066	16%	18	20	3071	14%	11	16
Pecos	127	0%	0	0	145	0%	0	0	560	11%	1	1
Presidio	43	0%	0	0	33	0%	0	0	25	0%	0	0
Reagan	22	0%	0	0	11	0%	0	0	11	0%	0	0
Reeves	183	0%	0	0	184	0%	0	0	207	0%	0	0
Schleicher	5	0%	0	0	3	0%	0	0	4	0%	0	0
Sterling	2	0%	0	0	0		0	0	0		0	0
Sutton	23	0%	0	0	19	0%	0	0	23	0%	0	0
Terrell	3	0%	0	0	2	0%	0	0	3	0%	0	0
Tom Green	1280	4%	3	2	1336	3%	4	1	1396	2%	3	1
Upton	65	6%	0	0	108	8%	0	0	102	10%	1	0
Ward	505	32%	1	0	678	38%	0	0	677	38%	1	0
Winkler	309	17%	0	1	519	16%	1	2	567	14%	0	5
Total	18543	12.1%	44	33	21553	11.4%	44	41	22030	11.5%	33	30

ILI by Age Group



This chart documents the number of ILI admissions in hospitals around the region by age group from syndromic surveillance data. It excludes ILI with a confirmed COVID-19 discharge diagnosis.

Flu-Associated Pediatric Deaths & Outbreaks

No flu-associated pediatric deaths have been reported in PHR 9/10 this flu season. In PHR 9/10, no flu outbreaks have been reported for Week 47.

For a more comprehensive look at respiratory illnesses circulating throughout Texas, please visit: <https://www.dshs.texas.gov/influenza-flu-provider-information/influenza-flu-surveillance/2023-2024-texas-influenza-surveillance-activity> and select the "Current Flu Activity Report"