

Surveillance

En Esp



Influenza
(Flu)

ICD-9 487; ICD-10 J10,11

Related Topics: [Protecting Yourself During the Cold and Flu Season](#), [Avian Flu](#), [Vaccine Preventable Diseases](#) and [SARS](#)

2007 - 2008 Texas Influenza Surveillance Information

Influenza Surveillance Report for MMWR Week 50

The influenza (flu) activity level for Texas for the week ending December 15, 2007 is "local." Local activity indicates that one Health Service Region (HSR) in the state is experiencing increase in influenza-like illness (ILI) and has recent laboratory-confirmed influenza.

Reports were received from all 11 Health Service Regions for week 50. HSRs 7 and 8 reported an increase in flu activity from the previous week. For a map of Health Service Regions please visit the following website:

<http://www.dshs.state.tx.us/regions/state.shtm>

During week 50, five hospital laboratories throughout Texas and the Texas Department of State Health Services Laboratory reported conducting a total of 598 influenza tests (antigen culture, and PCR) to the National Respiratory and Enteric Virus Surveillance System (NREVSS) sponsored by the Centers for Disease Control and Prevention (CDC). Twenty antigen detection tests positive for influenza A/untyped were reported from Bell and Bexar counties. One PCR test positive for influenza A/untyped was reported from Bell County. In all, 13 reports of culture-confirmed influenza were received from NREVSS and other sources for the following counties:

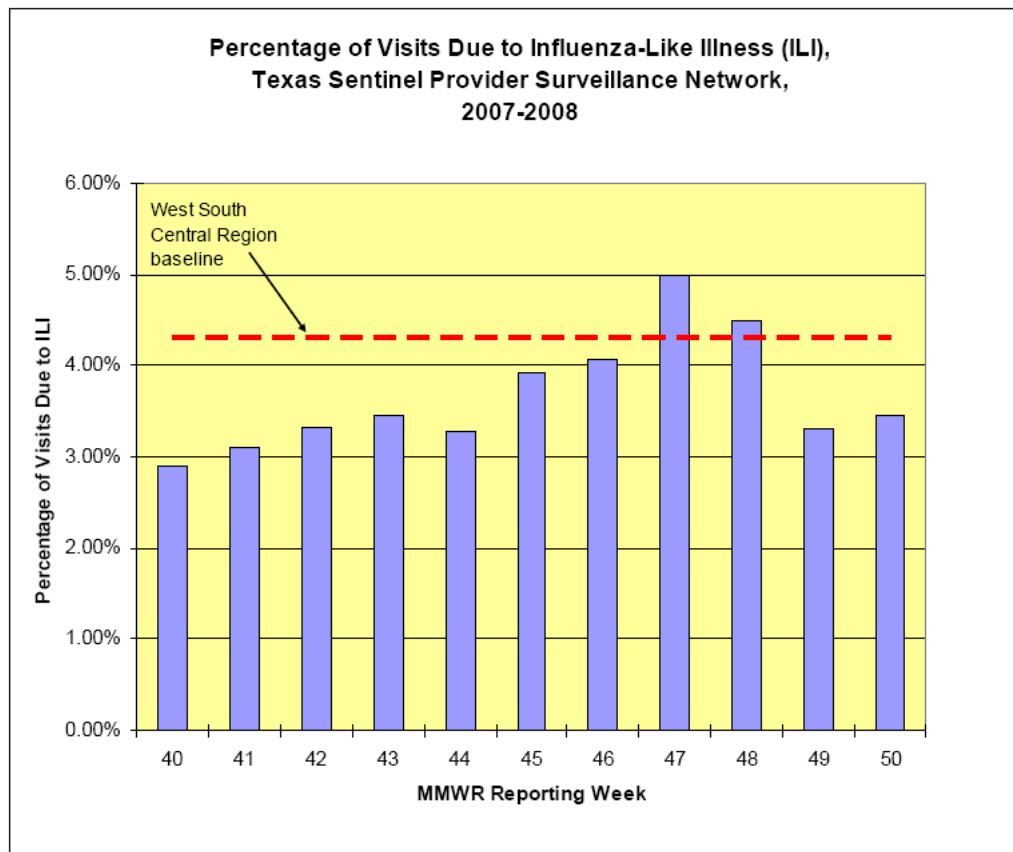
Influenza A/H1	Influenza A/H3	Influenza A/untyped	Influenza B
Bell County	Brazos County	Brazos County	Dallas County
Travis County (2)	Hamilton County	Harris County (4)	
	Nueces County (2)		

The Air Force Institute for Operational Health (AFIOH) did not report any positive cultures for influenza virus from Texas bases for week 50. Additional positive results from point-of-care rapid flu tests were reported by providers throughout the state.

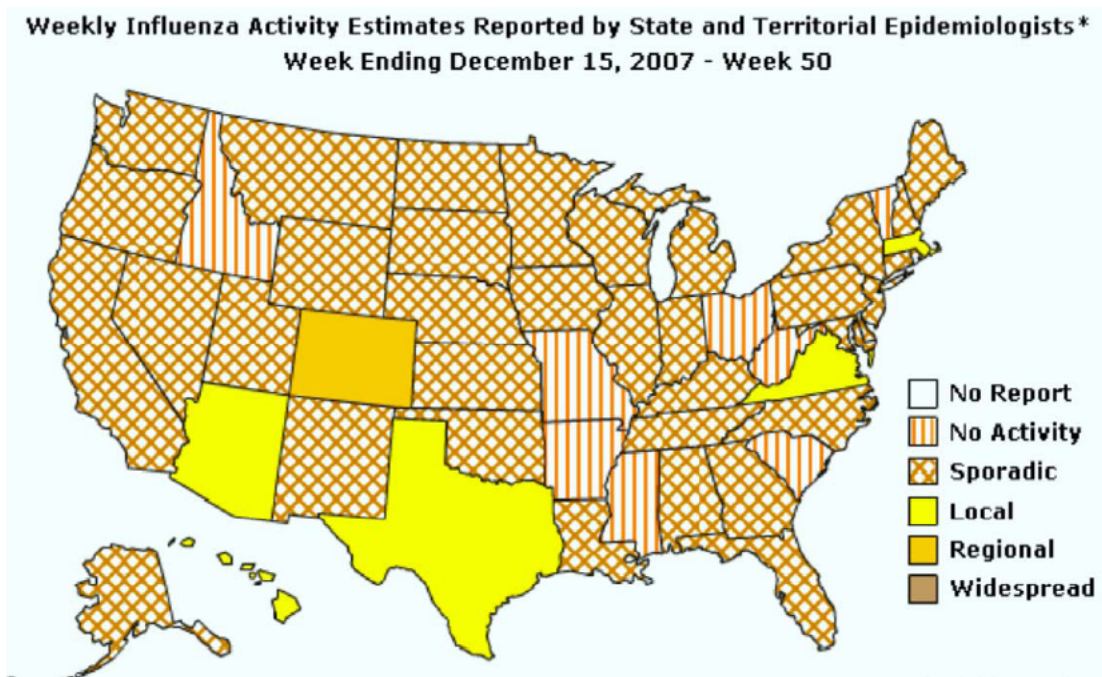
No institutional outbreaks or school closures were reported for week 50.

Sixty-two sentinel providers reported data to the U.S. Influenza Sentinel Provider Surveillance System (SPSN) on patients with influenza-like illness (ILI) and total patients seen for a reason during week 50. Sixty-one providers reported seeing patients during week 50; of those, 34 (56%) providers reported seeing at least one patient with ILI. Of all patient visits during this week, 3.46% were due to ILI. The ILI baseline for the West South Central Region (Arkansas, Louisiana, Oklahoma, and Texas) of the United States is 4.3% for the 2007-2008 season. The baseline is the mean percentage of patient visits for ILI during non-influenza weeks for the previous three seasons plus two standard deviations.

Week	# Reporting	Age 0-4	Age 5-24	Age 25-64	Age over 64	Total ILI	Total Patients	% ILI
2007-40	84	256	163	151	49	619	21410	2.89
2007-41	88	264	255	207	58	784	25255	3.10
2007-42	86	274	270	261	50	855	25776	3.31
2007-43	85	368	290	208	47	913	26428	3.45
2007-44	95	391	276	206	55	928	28213	3.29
2007-45	87	411	314	243	39	1007	25665	3.92
2007-46	79	420	299	215	65	999	24540	4.07
2007-47	90	470	302	272	73	1117	22380	4.49
2007-48	82	490	284	299	74	1147	25530	4.49
2007-49	80	208	267	162	16	653	19792	3.30
2007-50	62	187	211	122	15	535	15472	3.46

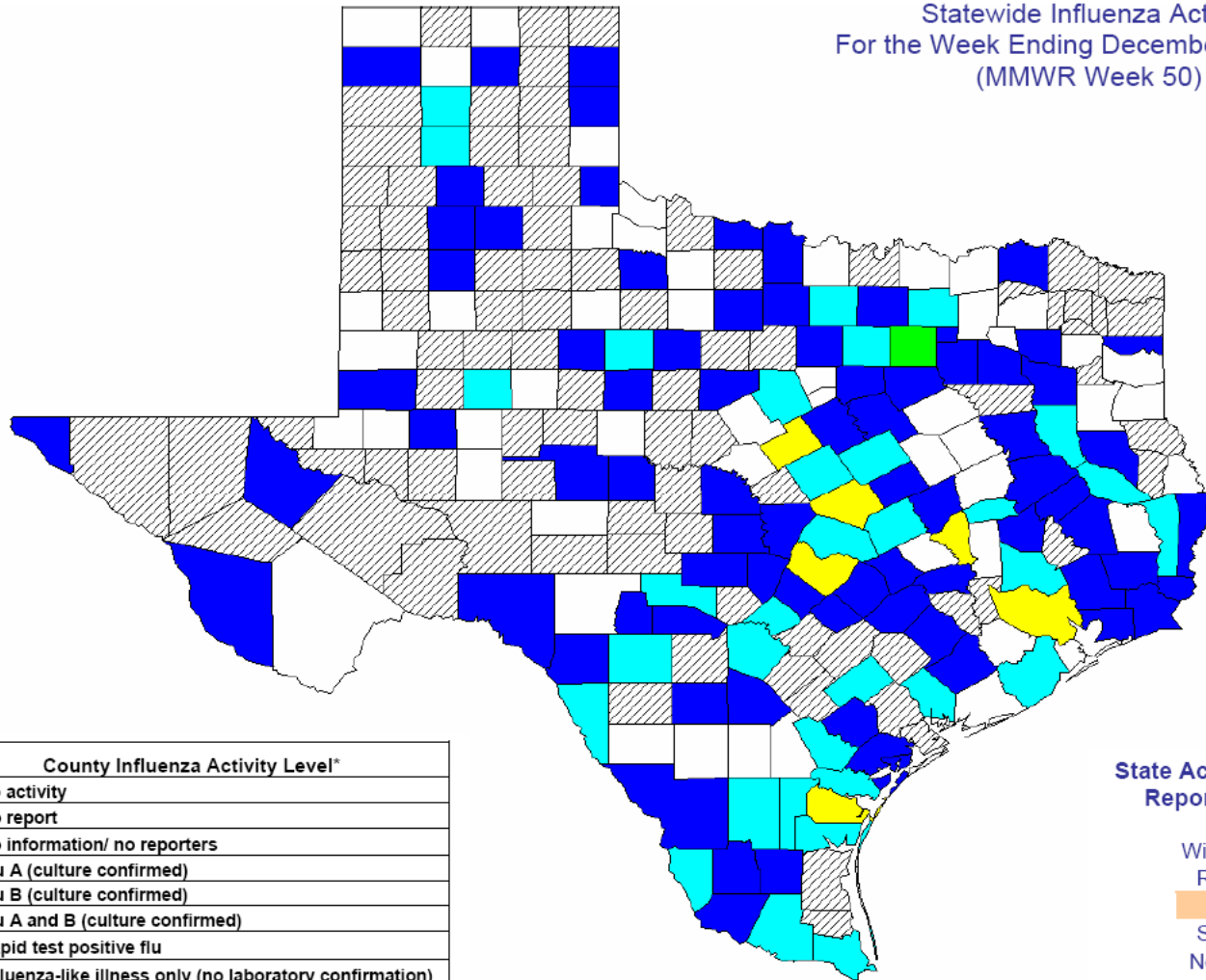


The map showing influenza activity in the United States for MMWR week 50 is displayed below. The current U.S. flu weekly report may be found at: <http://www.cdc.gov/flu/weekly/fluactivity.htm>



For more information on flu surveillance activities in the State of Texas, please visit our main [surveillance](#) page.

Statewide Influenza Activity
For the Week Ending December 15, 2007
(MMWR Week 50)



County Influenza Activity Level*	
[White]	No activity
[Grey]	No report
[Hatched]	No information/ no reporters
[Yellow]	Flu A (culture confirmed)
[Green]	Flu B (culture confirmed)
[Red]	Flu A and B (culture confirmed)
[Cyan]	Rapid test positive flu
[Blue]	Influenza-like illness only (no laboratory confirmation)

State Activity Level :
Reported to CDC

- Widespread
- Regional
- Local**
- Sporadic
- No activity

*Influenza activity level corresponds to current MMWR week only and does not reflect previous weeks' activity.

Last Updated: Monday, January 07, 2008

Texas Department of State Health Services - Infectious Disease Control Unit
1100 West 49th Street, Suite T801, Mail Code: 1960 PO BOX 149347 - Austin, TX 78714-9347
(512) 458-7676 - Fax: (512) 458-7616 - E-Mail

Topics A-Z / Site Map