



DSHS Arbovirus Activity Report
Week #34 (ending August 29, 2015)
Report Date: September 1, 2015

Table 1. Arbovirus Activity Summary, Texas, Weeks 1-34

Disease	Positive Mosquito Pools	Avian	Equine	Sentinel Chicken	Human					TOTAL	
					Febrile Illness	Neurologic Illness	Hemorrhagic Fever	TOTAL (HUMAN)	Deaths		PVD‡
CHIKV					23			23			23
DENV					10			10			10
EEEV			8	24				0			32
SLEV	3			1				0			4
WNV	1099	12	5		16	40		56	2	17	1172
OTHER ARBOVIRUS*	2										2
TOTAL REPORTS	1104	12	13	25	49	40	0	89	2	17	1243

CHIKV - Chikungunya Virus

DENV - Dengue Virus

EEEV - Eastern Equine Encephalitis Virus

SLEV - Saint Louis Encephalitis Virus

WNV - West Nile Virus

*Other Arbovirus - Tensaw virus or Bunyamwera virus

‡PVD - Presumptive viremic blood donors are people who had no symptoms at the time of donating blood through a blood collection agency, but whose blood tested positive when screened for the presence of WNV. Unless they meet the case reporting criteria, they are not counted as a case for official reporting purposes and are not included in the "total reports" column.

Table 2. Arbovirus Activity by County, Weeks 1-34

County	CHIKV*		DENV*		EEEV				SLEV			WNV								OTHER ARBOVIRUS		COUNTY TOTAL		
	M	H	M	H	M	E	SC	H	M	SC	H	M	A	E	SC	H				M	H			
																WNF	WNND	PVD‡	TOTAL					
Anderson																		1	1	1			1	
Atascosa																		1						1
Bastrop				1																				1
Bexar		1										7					1			1				9
Brazoria												1									1			2
Collin		2										10						1		1				13
Concho																	1	1	1					1
Cooke												7												7
Dallas		6		1								312					5	5	1	10				329
Dawson																		1		1				1
Denton												35					1	2		3				38
El Paso		2		1					2			7					1	6		7				19
Ellis												1												1
Fort Bend		1										12												13
Galveston								24													1			26
Gonzales																		1		1				1
Harris		3		4								355	12				2	6	7	8				382
Henderson		1																						1
Hidalgo		1																						1
Houston																		1						1
Hunt												6												6
Jasper								2																2
Jefferson												2					1			1				3
Johnson												18						1	1	1				19
Kaufman																	1			1				1
Kleberg																		1		1				1
Liberty								3										2						5

County	CHIKV*		DENV*		EEEV				SLEV			WNV								OTHER ARBOVIRUS		COUNTY TOTAL
	M	H	M	H	M	E	SC	H	M	SC	H	M	A	E	SC	H				M	H	
																WNF	WNND	PVD‡	TOTAL			
Lubbock									1			7					2		2			10
Martin																		1				
Montgomery												49				2	2	1	4			53
Newton						2																2
Orange						1																1
Potter																		1				
Randall				1													2	2	2			4
Reeves																		1				
Runnels															1				1			1
Rockwall												1										1
Tarrant		1		1								260				1	6		7			269
Travis		3		1																		4
Walker		1																				1
Wichita												9					1		1			10
Williamson		1																				1
Zavala																	1		1			1
Total Number of Reports	0	23	0	10	0	8	24	0	3	1	0	1099	12	5	0	16	40	17	56	2	0	1243

M - mosquito A-avian E-equine SC- sentinel chicken H- human

CHIKV - Chikungunya Virus

DENV - Dengue Virus

EEEV - Eastern Equine Encephalitis Virus

SLEV - Saint Louis Encephalitis Virus

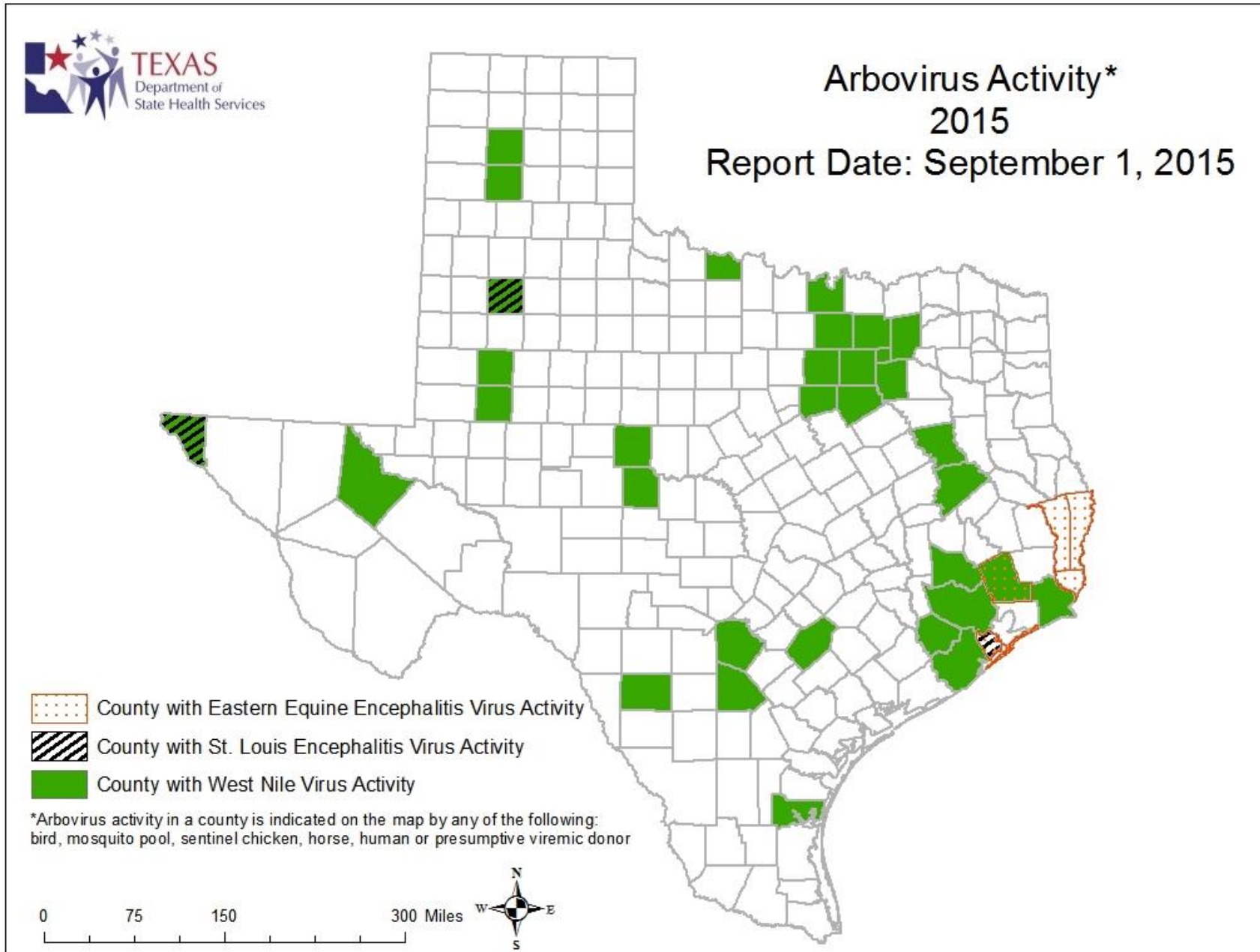
WNV - West Nile Virus

OTHER ARBOVIRUS - Tensaw virus or Bunyamwera virus

*All reported cases are imported.

‡Presumptive viremic blood donors (PVDs) are not included in any of the "total columns".

Figure 1. Texas Counties Reporting any Arbovirus Activity, Weeks 1-34



A Texas map showing the names of each County is available at www.dshs.state.tx.us/regions/stregctymap.pdf.

Figure 2. Epidemiologic Curve of Mosquito WNV Activity, 2013-2015

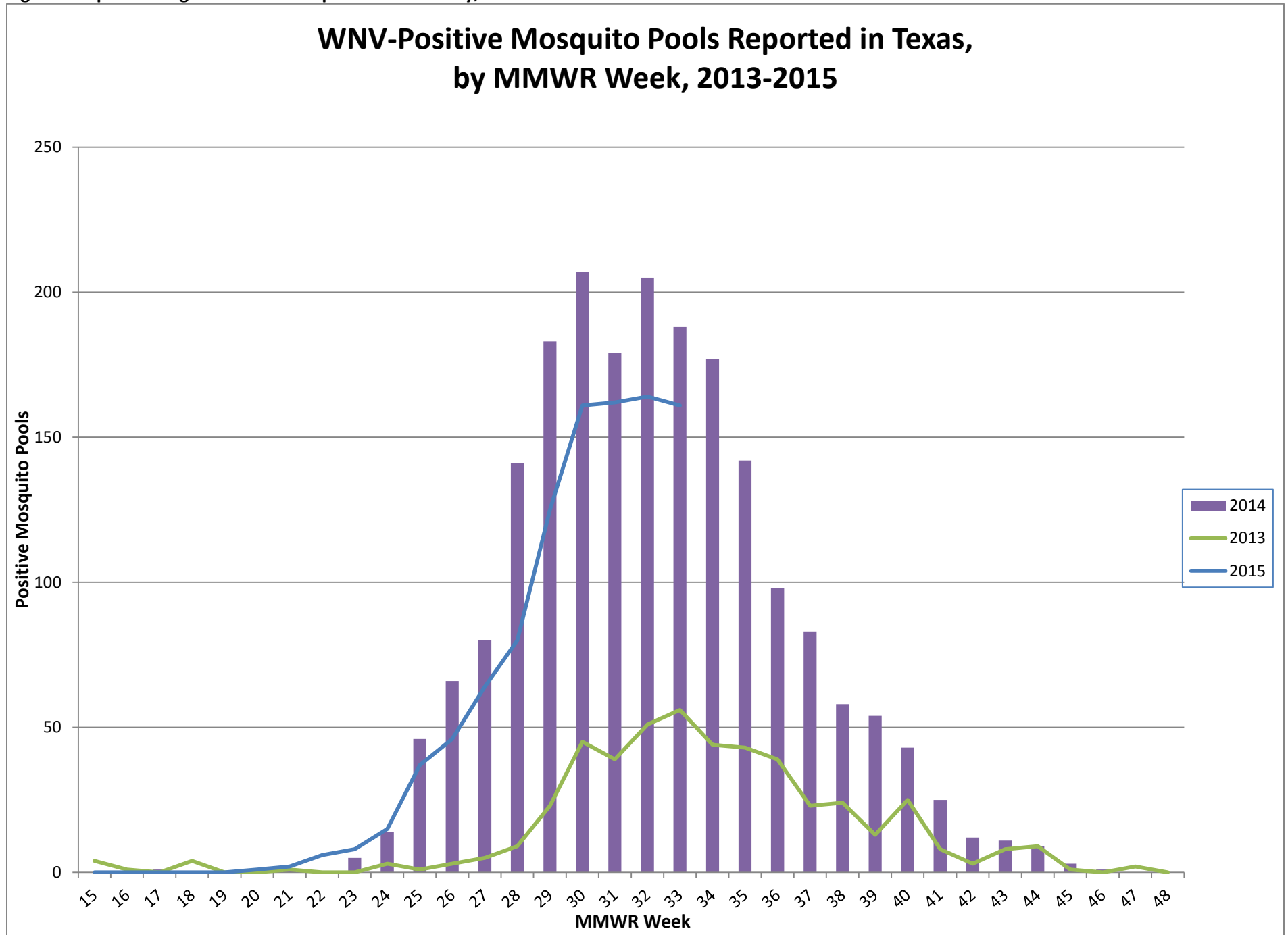
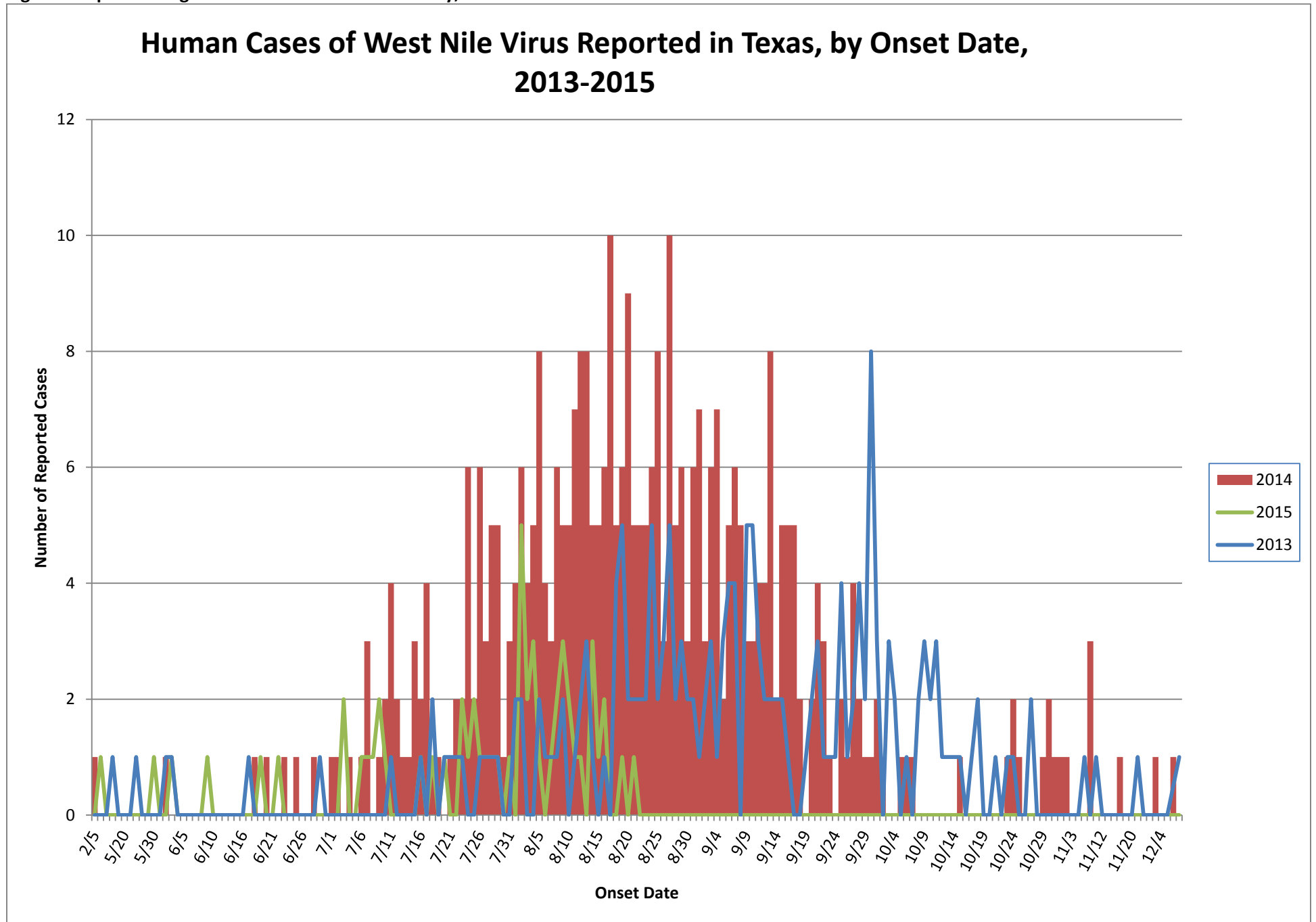


Figure 3. Epidemiologic Curve of Human WNV Activity, 2013-2015



For more detailed information about arboviruses found in Texas, please visit <http://www.dshs.state.tx.us/idcu/disease/arboviral/>.