



DSHS Arbovirus Activity Report
Week #37 (ending September 12, 2014)
Report Date: September 16, 2014

Table 1. Arbovirus Activity Summary, Texas, Weeks 1-37

Virus	Mosquito			Avian	Equine	Human						TOTAL
	DSHS Lab Reports	Non-DSHS Lab Reports	TOTAL (MOSQUITO POOLS)			Fever	Neuroinvasive	Hemorrhagic Fever	TOTAL (HUMAN)	Deaths	PVD‡	
CHIKV*						26			26			26
DENV*						12			12			12
EEEV					1							1
SLEV	4	1	5									5
WNV	261	1516	1777	69	1	33	58		91	1	36	1938
TOTAL REPORTS	264	1517	1782	69	2	71	58	0	129	1		1982

CHIKV - Chikungunya Virus

DENV - Dengue Virus

EEEV - Eastern Equine Encephalitis Virus

SLEV - Saint Louis Encephalitis Virus

WNV - West Nile Virus

*All reported cases are imported.

‡PVD - Presumptive viremic blood donors are people who had no symptoms at the time of donating blood through a blood collection agency, but whose blood tested positive when screened for the presence of West Nile virus. Unless they meet the case reporting criteria, they are not counted as a case for official reporting purposes and are not included in the "total reports" column.

Table 2. Arbovirus Activity by County, Weeks 1-37

County	CHIKV*		DENV*		EEEV			SLEV		WNV								COUNTY TOTAL**
	M	H	M	H	M	E	H	M	H	M	A	E	H					
													WNF	WNND	PVD‡	TOTAL		
Angelina														1	1	1	1	
Bell															1			
Bexar		4															4	
Bowie															1			
Brazoria		1								17			4	2		6	24	
Brazos										9							9	
Cass						1											1	
Collin		1		1						2							4	
Crosby															1			
Dallas		2								101			4	2	1	6	109	
Denton		1		1						15			1	1		2	19	
El Paso				1				2		1			6	2		8	12	
Ellis										2			1			1	3	
Fort Bend										9			1	2		3	12	
Freestone				1													1	
Galveston				1						4				1	1	1	6	
Gonzales		1															1	
Grayson										1							1	
Grimes													1			1	1	
Hale														1		1	1	
Hall													1			1	1	
Hardin															1			
Harris		6		1				1		1246	69		5	20	16	25	1348	
Hidalgo															1			
Jefferson								1		1							2	
Hunt								1										
Johnson										3							3	
Leon														1		1	1	
Liberty														2		2	2	
Lubbock													1	1	1	2	2	
Madison												1					1	
Midland		1												1		1	2	
Montgomery		1		1						179			3	13	5	16	197	
Nueces				1										1		1	2	
Orange										1					1		1	
Parker													1			1	1	
Potter															1		0	
Randall														1	1	1	1	
Tarrant		3								181			2	4	1	6	190	
Tom Green				1											2		1	

County	CHIKV*		DENV*		EEEV			SLEV		WNV							COUNTY TOTAL**
	M	H	M	H	M	E	H	M	H	M	A	E	H				
													WNF	WNND	PVD‡	TOTAL	
Travis		4		2						4			1	1		2	12
Walker														1		1	1
Waller													1			1	1
Wichita										1							1
Williamson		1		1													2
Total Number of Reports		26		12		1		5		1777	69	1	33	58	36	91	1982

M-mosquito A-avian E-equine H-human

CHIKV - Chikungunya Virus

DENV - Dengue Virus

EEEV - Eastern Equine Encephalitis Virus

SLEV - Saint Louis Encephalitis Virus

WNV - West Nile Virus

WNF - West Nile Fever

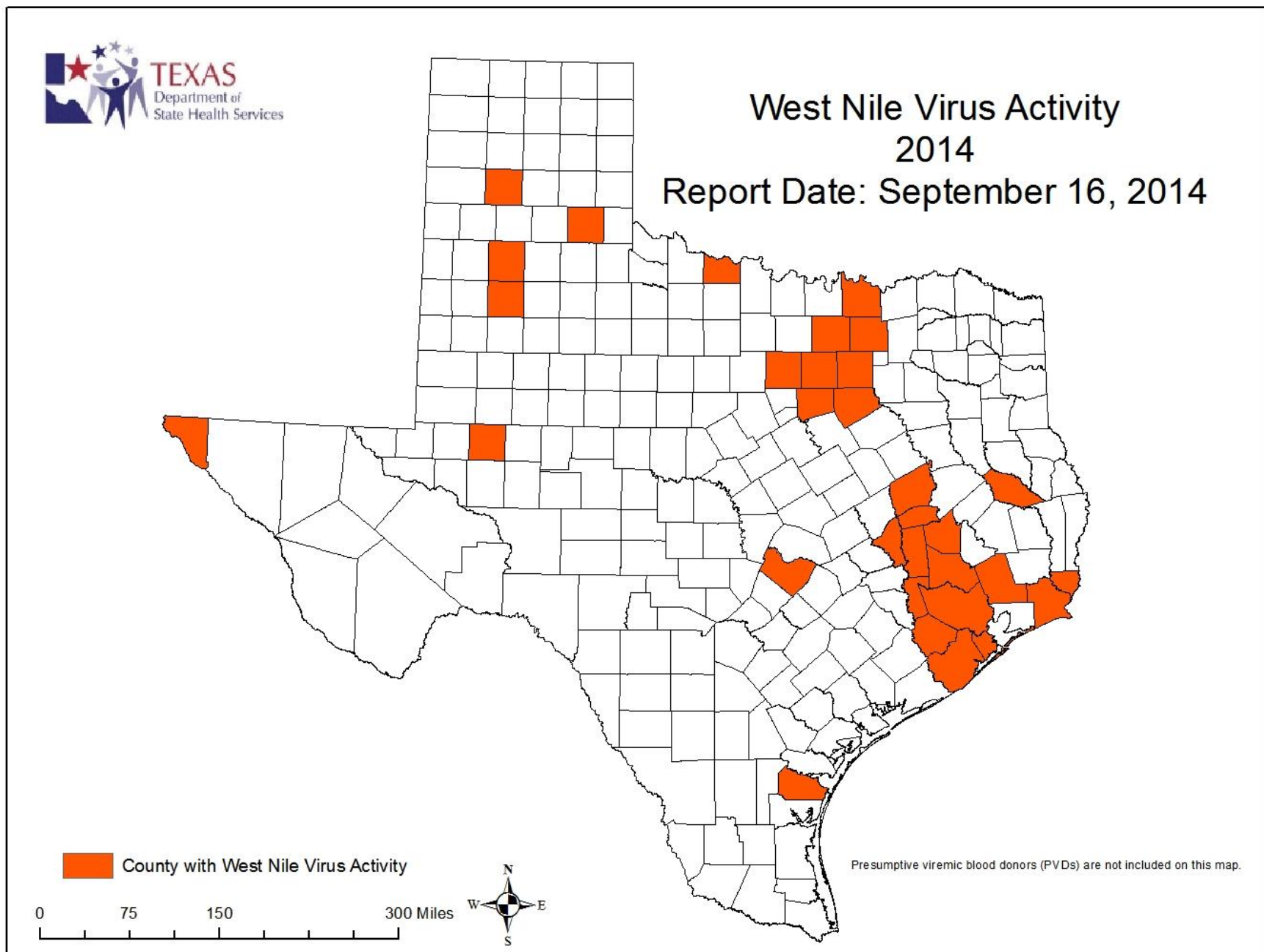
WNND - West Nile Neuroinvasive Disease

*All reported cases are imported.

**Total may not equal the sum of the contributing subtotals because some counties will have reports from multiple species and/or for multiple diseases or disease syndromes.

‡Presumptive viremic blood donors (PVDs) are not included in any of the "total columns".

Figure 1. Texas Counties Reporting any WNV Activity, Weeks 1-37



A Texas map showing the names of each County is available at www.dshs.state.tx.us/regions/stregctymap.pdf.

Figure 2. Epidemiologic Curve of Mosquito WNV Activity, 2011-2014

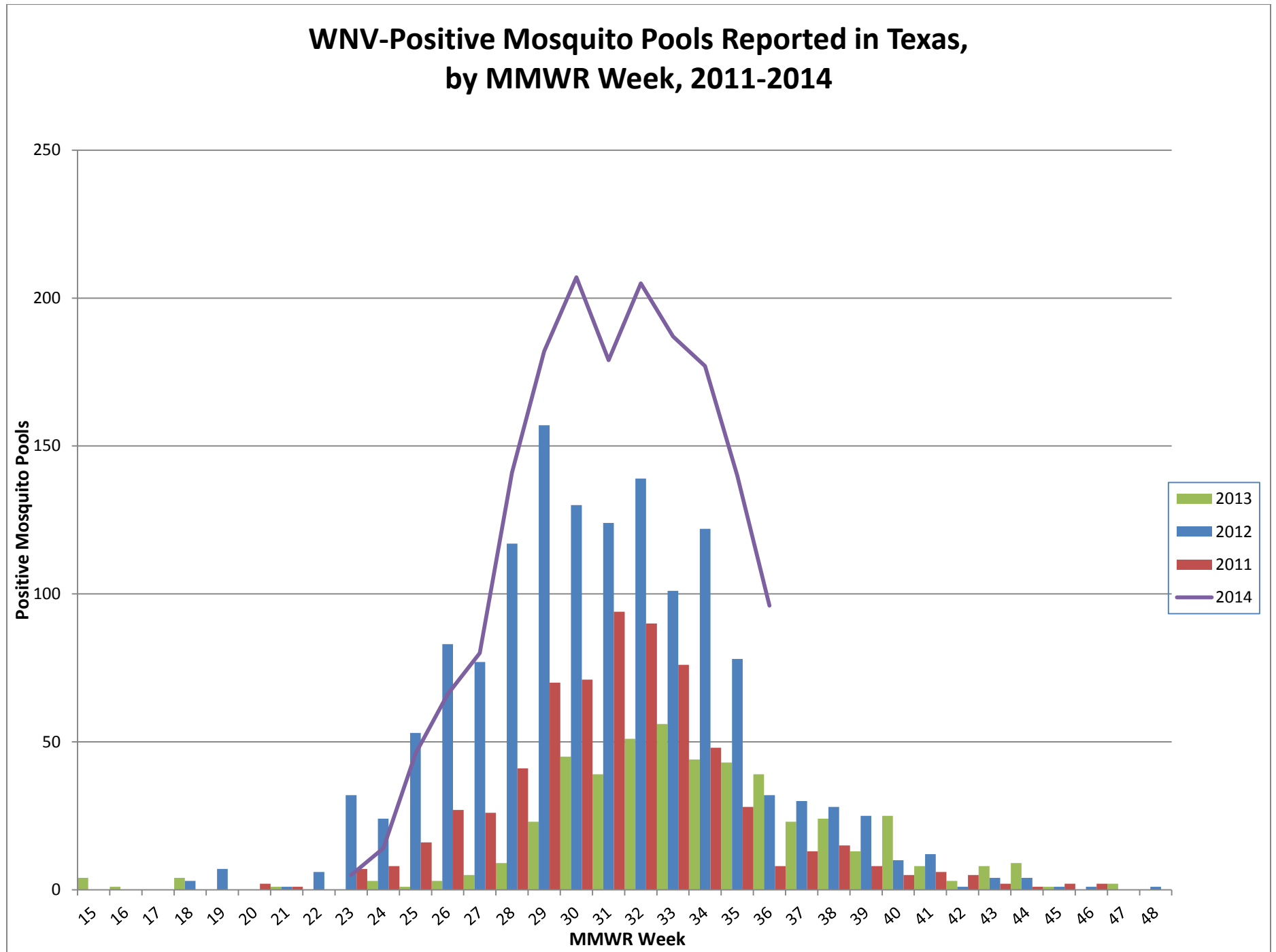
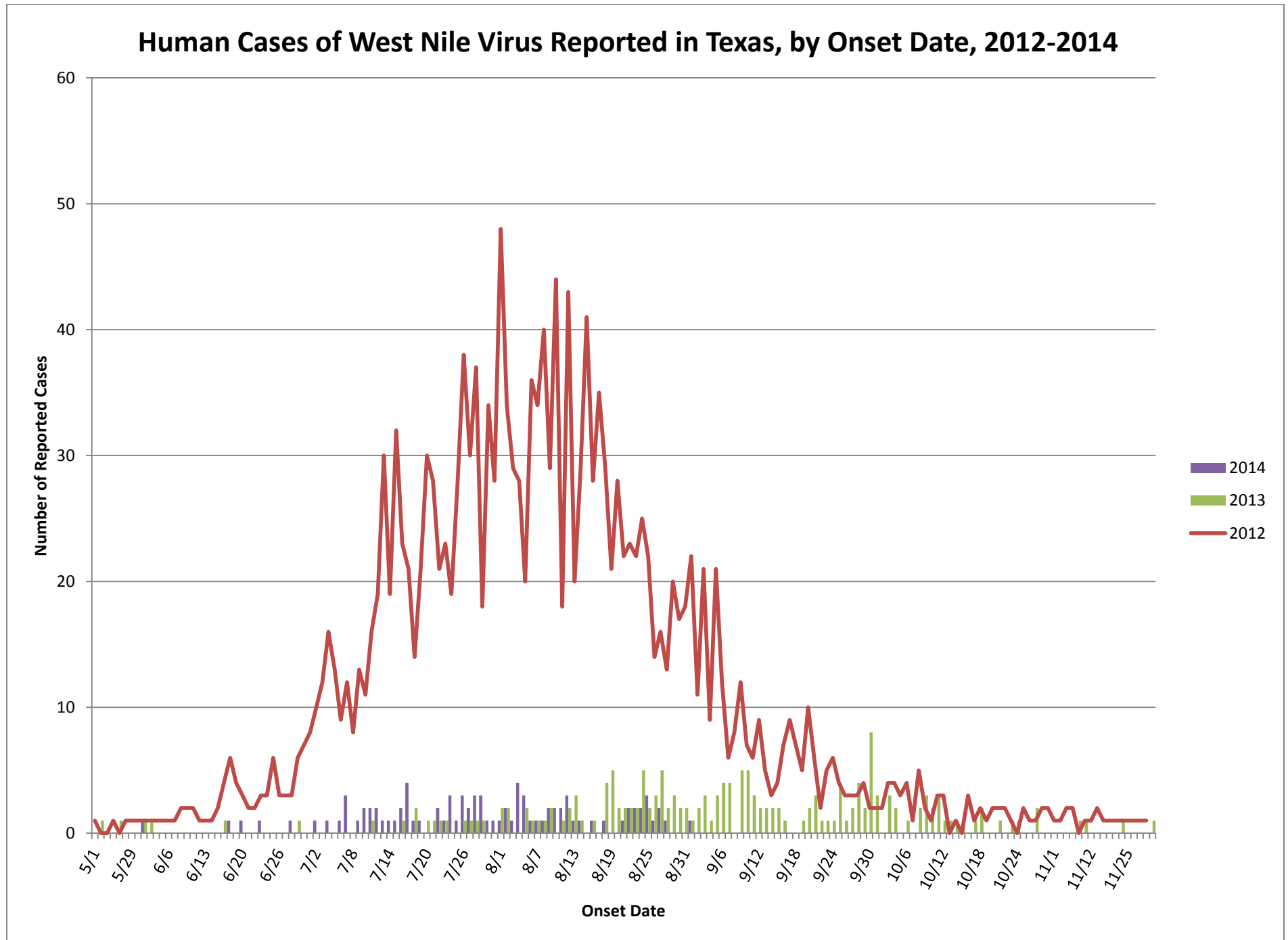


Figure 3. Epidemiologic Curve of Human WNV Activity, 2012-2014



For more detailed information about arboviruses found in Texas, please visit <http://www.dshs.state.tx.us/idcu/disease/arboviral/>.