



**2017 DSHS Arbovirus Activity Report
Week #48 (ending December 01, 2017)
Report Date: December 05, 2017**

Table 1. 2017 Arbovirus Activity Summary, Texas, Weeks 1-48

Disease	Positive Mosquito Pools	Avian	Equine	Sentinel Chicken	Human					TOTAL	
					Febrile Illness	Neurologic Illness	Severe Dengue	TOTAL (HUMAN)	Deaths		PVD ²
California Serogroup ¹	1							0			1
Chikungunya					11			11			11
Dengue					29		1	30			30
Eastern Equine Encephalitis			2	6				0			8
St. Louis Encephalitis	1			1				0			2
West Nile	1041	3	15		46	81		127	5	14	1186
Zika ³										2	0
TOTAL REPORTS	1043	3	17	7	86	81	1	168	5	16	1238

¹California Serogroup includes California encephalitis, Jamestown Canyon, Keystone, La Crosse, snowshoe hare, and trivittatus viruses.

²PVD - Presumptive viremic blood donors are people who had no symptoms at the time of donating blood through a blood collection agency, but whose blood tested positive when screened for the presence of West Nile virus or Zika virus. Unless they meet the case reporting criteria, they are not counted as a case for official reporting purposes and are not included in the "Total" column.

³For weekly case counts and additional information related to Zika virus, please visit www.texaszika.org.

Table 2. 2017 Arbovirus Activity by County, Weeks 1-47

County	CAL		CHIKV*		DENV*		EEEV				SLEV			WNV								COUNTY TOTAL			
	M	H	M	H	M	H	M	E	SC	H	M	SC	H	M	A	E	SC	H							
																		WNF	WNND	PVD#	TOTAL				
Bastrop																1							0	1	
Bexar				1										2						1	2			3	6
Brazoria														1										0	1
Brazos																1								0	1
Bowie																					2			2	2
Briscoe																1								0	1
Cameron														2										0	2
Collin				5		3								23						4	8	1		12	43
Cooke																				1				1	1
Dallas				1		10								389						11	15	2		26	426
Deaf Smith																				1				1	1
Denton				1		3								93						7	4			11	108
Dickens																1								0	1
Ector																						1		0	0
El Paso												1		17						3	11	2		14	32
Ellis														8							1			1	9
Floyd																						1		0	0
Fort Bend						2								2		1								0	5
Galveston				1		1			6			1												0	9
Gillespie																1								0	1
Grayson														3										0	3
Hardin									1															0	1
Harris						6								112	3					1	12	4		13	134
Harrison																						2		0	0
Hidalgo						2																		0	2
Hockley																						1		1	1
Hunt														4										0	4
Hutchinson																						1		1	1
Jefferson									1															0	1
Johnson														8						1				1	9
Karnes																						1		1	1
Liberty																1								0	1
Limestone																						1		1	1

Table 2 (continued)

County	CAL		CHIKV*		DENV*		EEEV				SLEV			WNV								COUNTY TOTAL
	M	H	M	H	M	H	M	E	SC	H	M	SC	H	M	A	E	SC	H				
																		WNF	WNND	PVD‡	TOTAL	
Lubbock														5		1		2			2	8
Montgomery														21					2	1	2	23
Nueces														1				1			1	2
Orange	1																				0	1
Panola																		1			1	1
Potter																			1		1	1
Randall																6		1			1	7
Rockwall														5					1		1	6
San Patricio																			1		1	1
Sterling																			1		1	1
Swisher																			1		1	1
Tarrant				1		1								340				9	11		20	362
Terry																1					0	1
Travis				1		2								1							0	4
Val Verde																		1			1	1
Van Zandt																		1	1		2	2
Webb														1					1		1	2
Wheeler																			1		1	1
Williamson														3					1		1	4
Total Number of Reports	1	0	0	11	0	30	0	2	6	0	1	1	0	1041	3	15	0	46	81	14	127	1238

M - mosquito A-avian E-equine SC- sentinel chicken H- human WNF - West Nile Fever WNND - West Nile Neuroinvasive Disease

CAL - California Serogroup Viruses

CHIKV - Chikungunya Virus

DENV - Dengue Virus

EEEV - Eastern Equine Encephalitis Virus

SLEV - St. Louis Encephalitis Virus

WNV - West Nile Virus

*All reported cases are imported.

‡PVDs are not included in any of the "total" columns.

Figure 1. Texas Counties Reporting any Arbovirus Activity, Weeks 1-48







TEXAS
Health and Human
Services

Texas Department of State
Health Services

Arbovirus Activity*

2017

Report Date: December 05, 2017

-  County with West Nile Virus Activity
-  County with California Serogroup Virus Activity
-  County with Eastern Equine Encephalitis Virus Activity
-  County with St. Louis Encephalitis Virus Activity

*Indicated by an arbovirus-positive bird, mosquito pool, sentinel chicken, horse, human or presumptive viremic donor

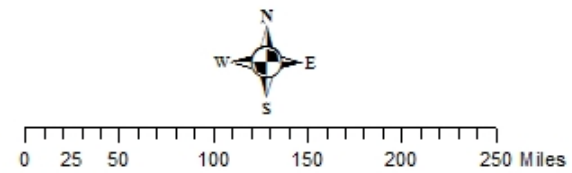
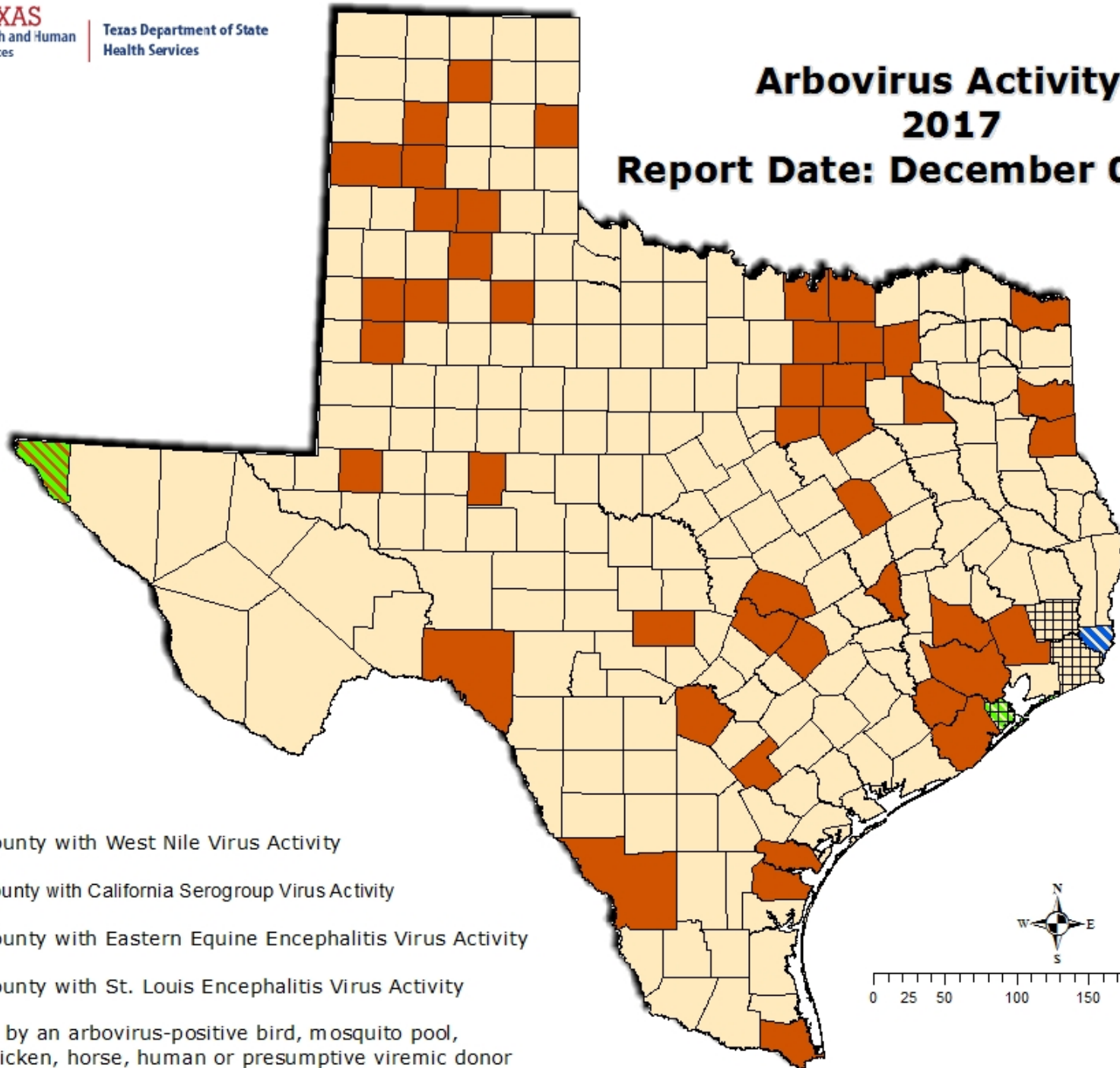


Figure 2. Epidemiologic Curve of Mosquito WNV Activity, 2015-2017

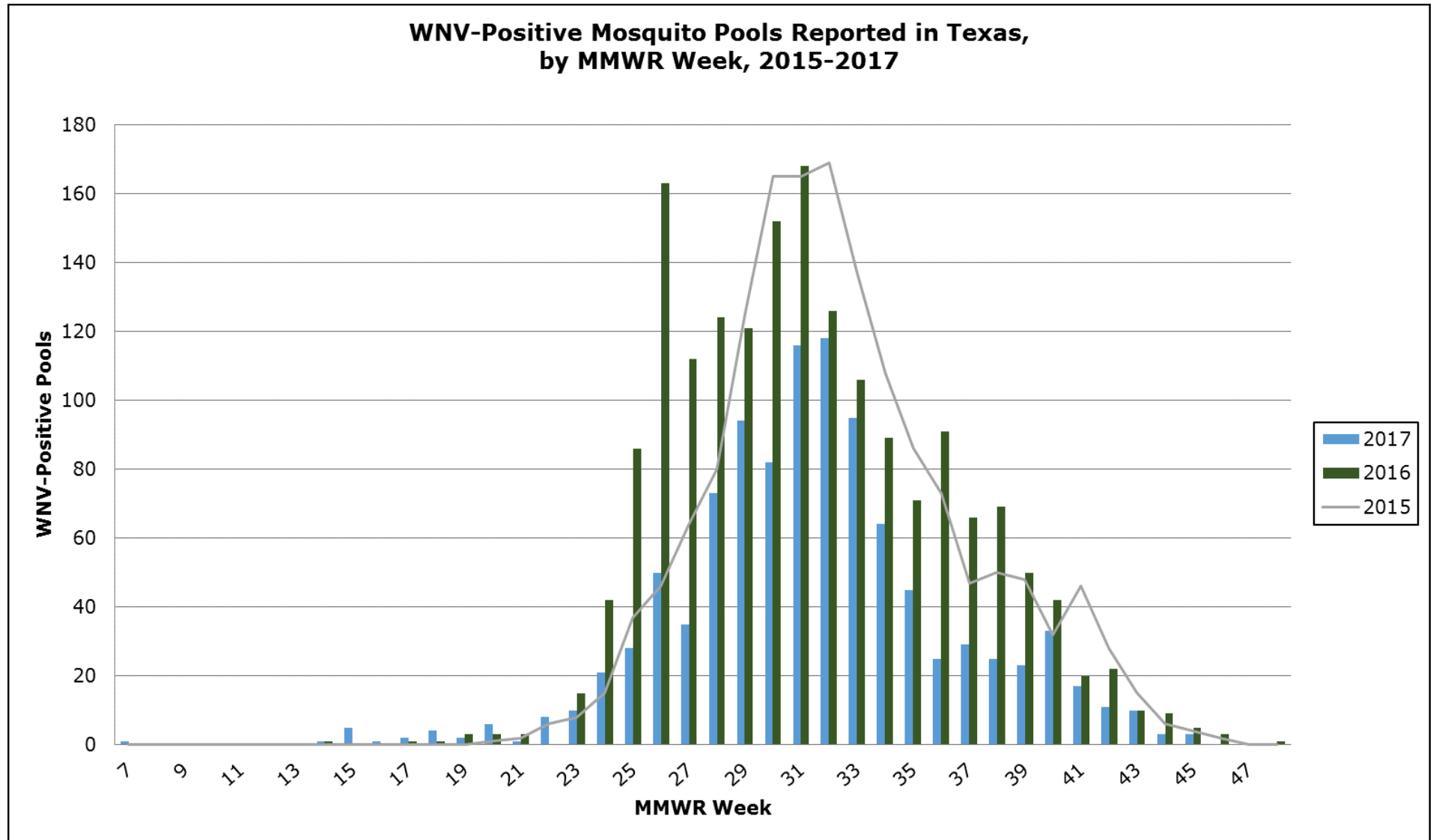


Figure 3. Epidemiologic Curve of Human WNV Activity, 2015-2017

