



TEXAS
Health and Human
Services

Texas Department of State
Health Services

THMP Update

Texas HIV Medication Program



TEXAS
Health and Human
Services

Texas Department of State
Health Services

MAC Appointment Process



TEXAS
Health and Human
Services

Texas Department of State
Health Services

Data Update on Demographics and Actuarial Projections

ADAP Utilization



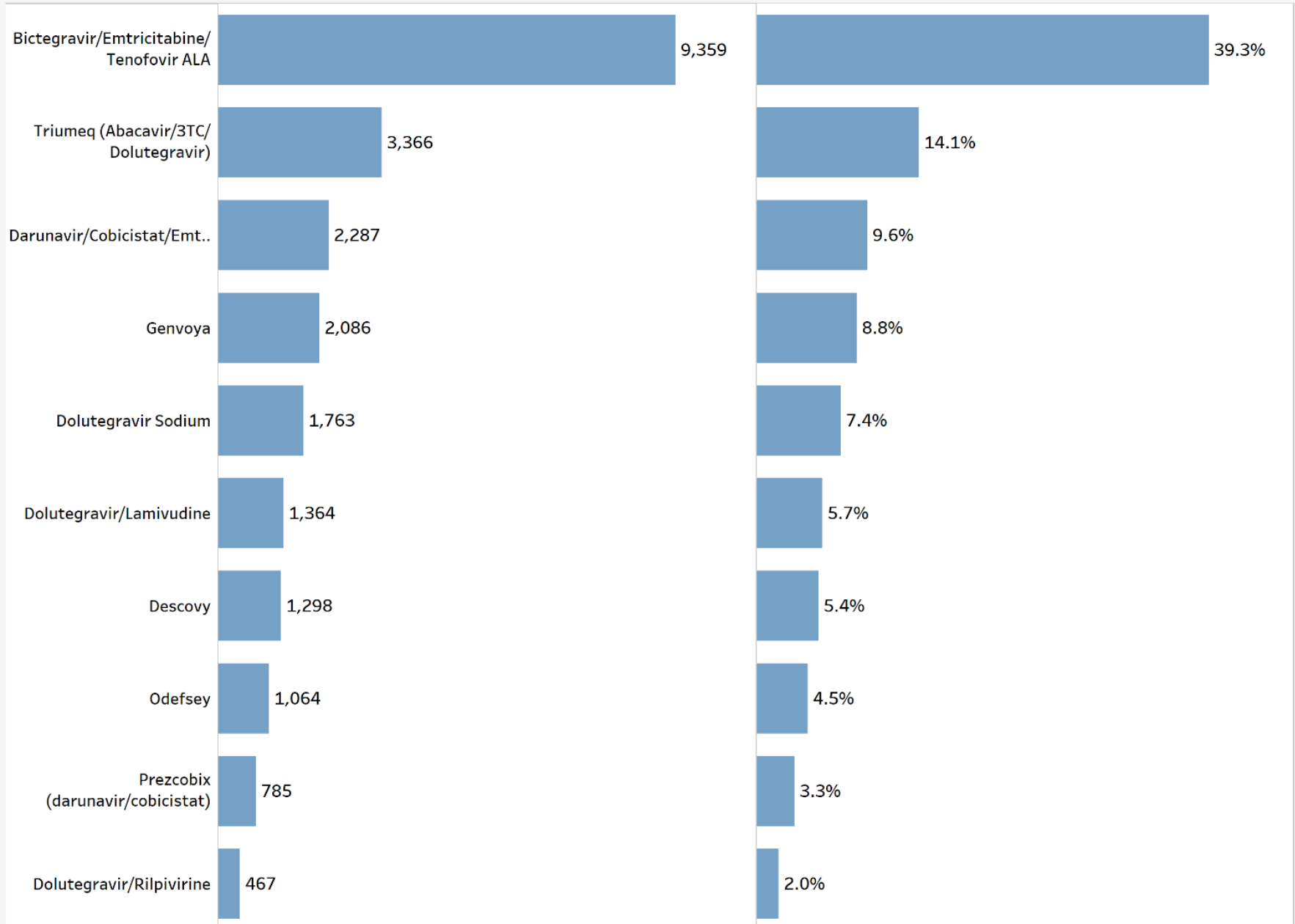
TEXAS
Health and Human Services

Texas Department of State
Health Services

Month	Clients Served	Prescriptions Filled
Apr 2021	10,747	13,964
May 2021	10,112	13,010
Jun 2021	10,235	13,561
Jul 2021	9,444	12,324
Aug 2021	8,992	11,727
Sept 2021	8,415	10,918

THMP Medications Ordered for Q3 2021, Total=28,608

Top 10 Medications Ordered




Texas HIV Medication Program Fact Sheet

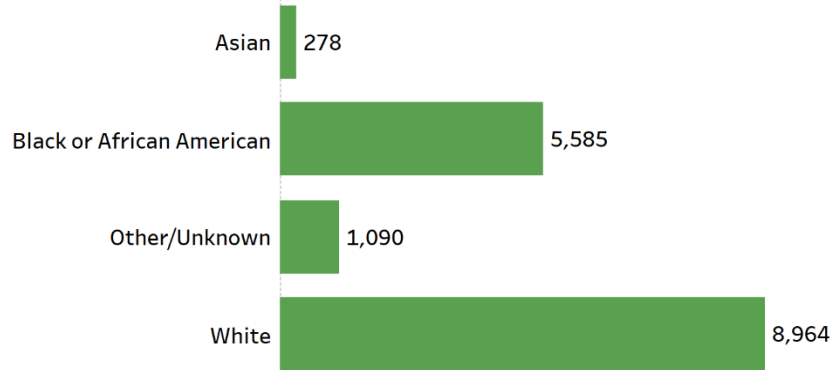
July 1, 2021 - September 30, 2021

Total Clients = 15,917

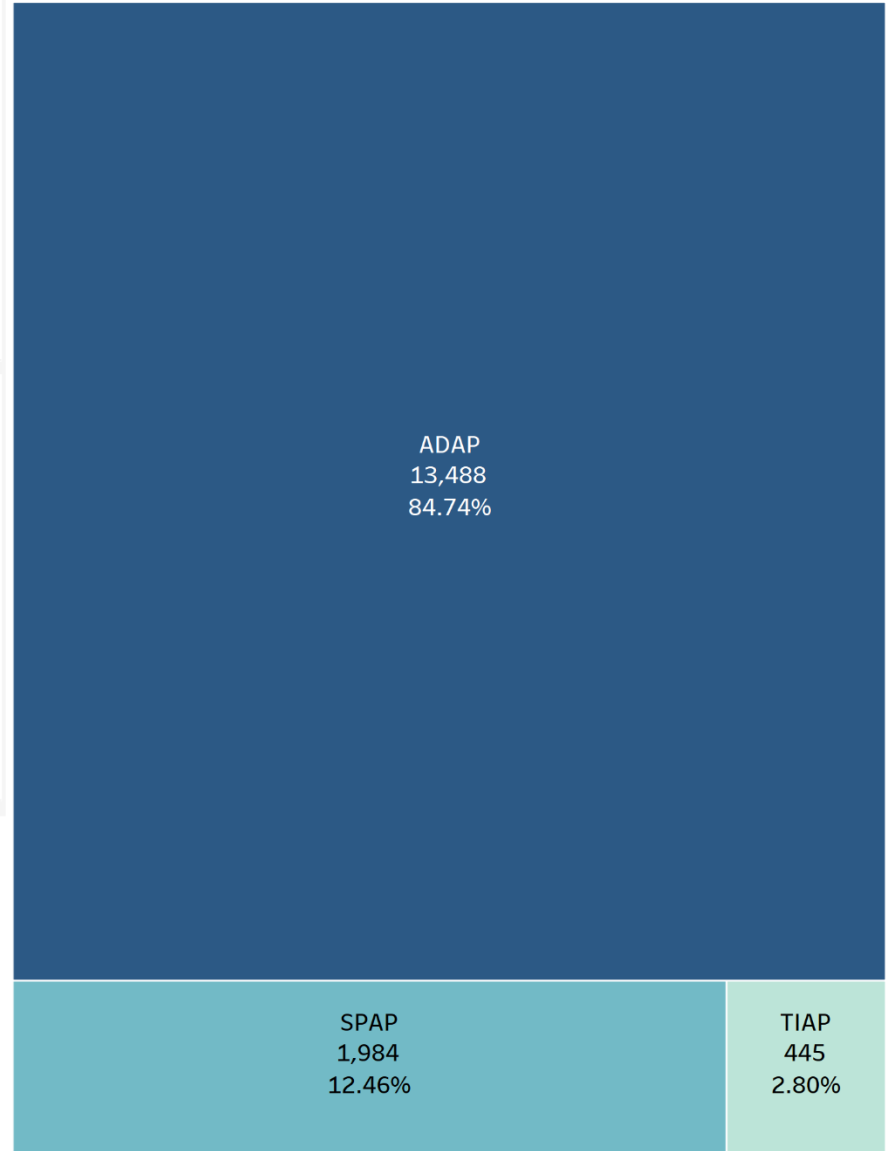
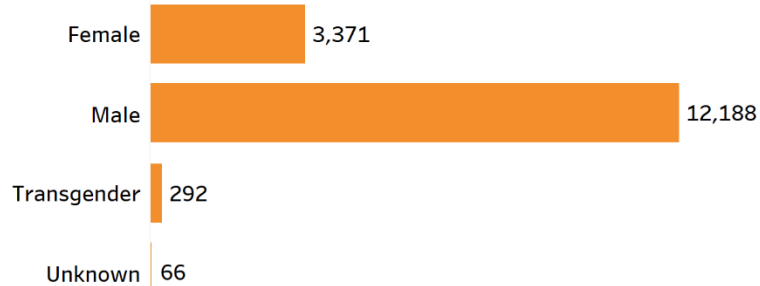
Reported Ethnicity



Reported Race



Reported Gender

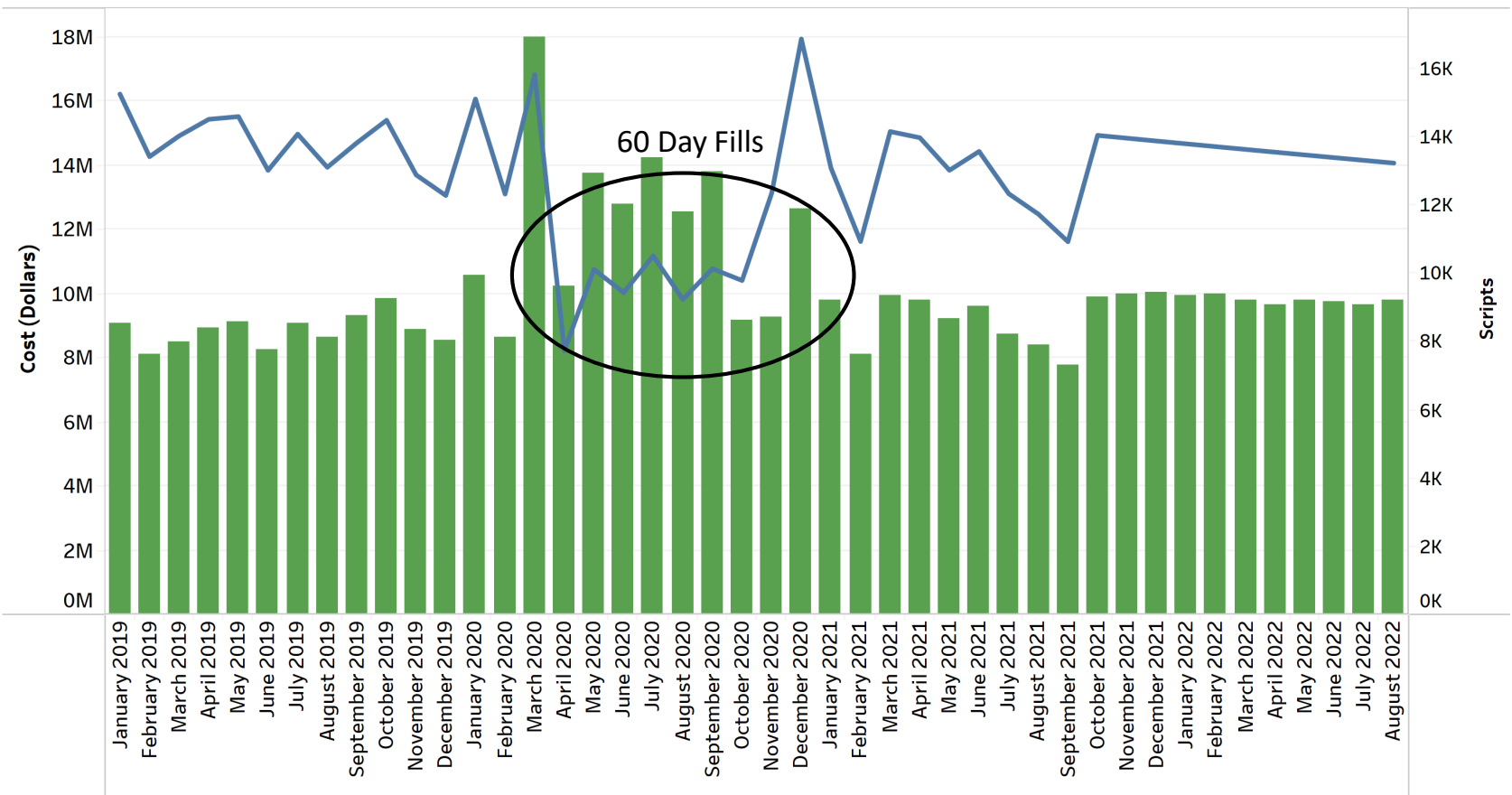


Projected ADAP Data

Total Clients, Average Cost Per Client, and Total Cost by Fiscal Year

2019	2020	2021	2022	2023
18,122	20,895	21,900	20,254	20,963
5,622	6,565	5,404	5,726	5,883
101,882,291	137,168,255	118,357,787	115,983,932	123,321,641

Total Cost and Scripts per Month

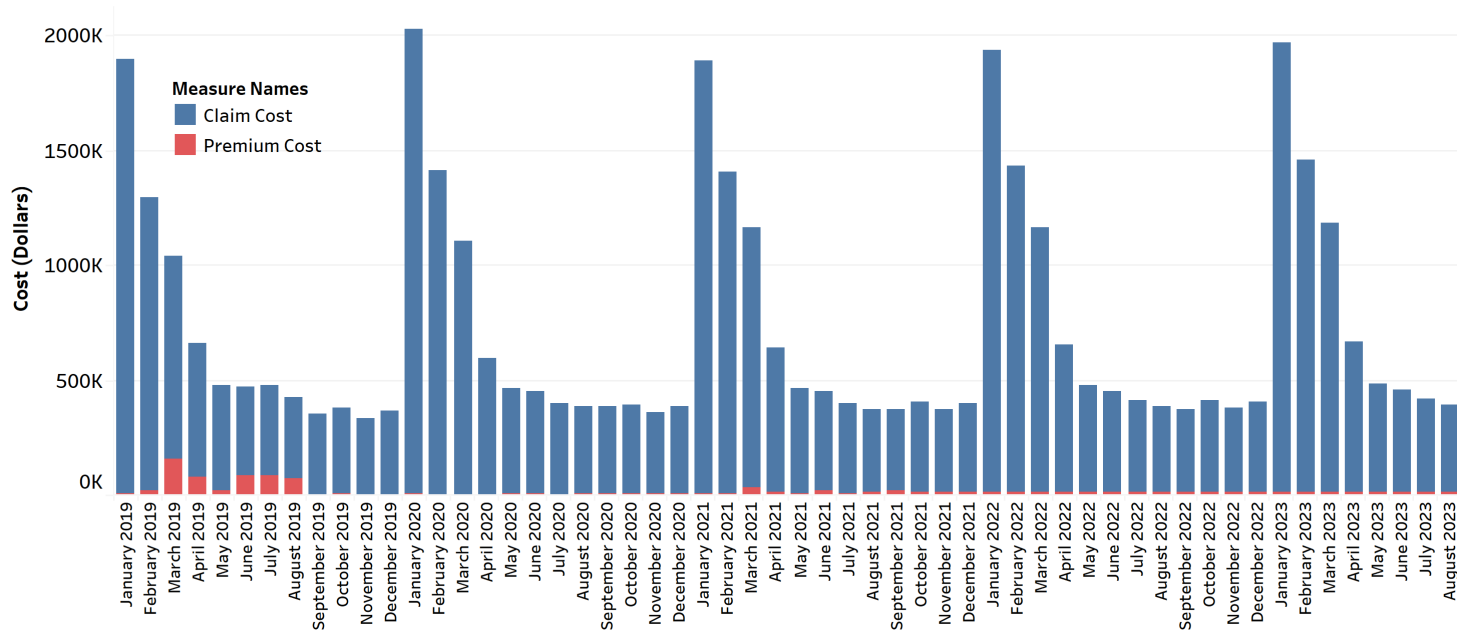


Projected SPAP Data

Total Clients, Average Cost of Client, and Total Cost Per Year

2019	2020	2021	2022	2023
2230	2135	2089	2089	2089
305.52	322.68	331.28	332.66	338.40
8,175,634	8,267,164	8,304,478	8,339,226	8,483,023

Actual and Projected Total Cost Per Month

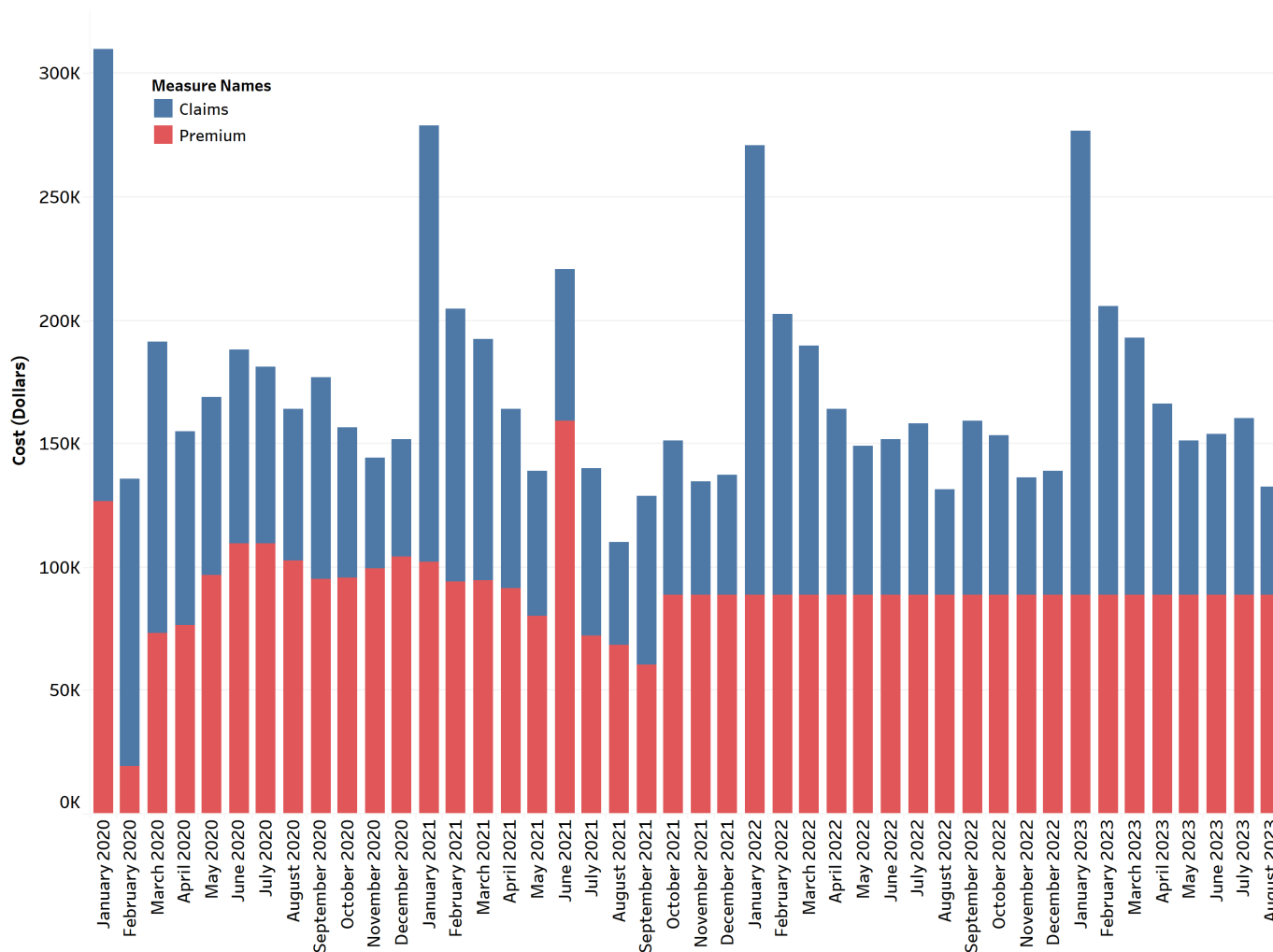


TIAP Projection Data

Total Clients, Average Cost of Client, and Total Cost Per Year

2020	2021	2022	2023
458	416	420	424
362.04	416.21	390.56	397.81
1,989,768	2,077,721	1,969,185	2,025,787

Total Cost in Hundreds of Thousands By Month, Projected data for 10/2021 and Beyond





TEXAS
Health and Human
Services

Texas Department of State
Health Services

THMP Operations Update

Application Backlog Update

THMP hired six new contractor staff to assist with the backlog.

Application Type	New	Self-Attestation	Renewals
Processing on time?	✗	✓	✓
Applications Backlogged	1,574	0	0
Date Processing	August 24th	October due dates	October due dates



TEXAS
Health and Human Services

Texas Department of State
Health Services

Tentative New Timeline for Shift from Spend Down to Standard Deduction

February 2022- Presentation at HHSC Executive Council

Instructions for public comment: <https://www.hhs.texas.gov/about-hhs/leadership/health-human-services-commission-executive-council>

March 2022- Texas Register issue Date

- Public Comment Period starts

April 2022- Public Comment Period ends

May 2022- 60-day notification of Standard Deduction calculation methodology

July 2022- Rules Effective Date

Sign up for notifications: <https://www.hhs.texas.gov/about-hhs/communications-events>.



TEXAS
Health and Human Services

Texas Department of State
Health Services

Spend Down (continued)

- THMP is continuing the spend down for the ADAP through at least **February 28, 2022**.
- THMP will process all applications using the spend down criteria through February 28, 2022.
- THMP will communicate any changes between now and the end of February.



TEXAS
Health and Human Services

Texas Department of State
Health Services

90-Day Supply Suspension

- Rationale:
 - Prevent a waiting list
 - Prevent shortages; and
 - Ensure payer of last resort/reduce wasted medications.
- No consideration for change until after February 2022.



TEXAS
Health and Human Services

Texas Department of State
Health Services