



DSHS Arbovirus Activity Report
Week #30 (ending August 1, 2015)
Report Date: August 4, 2015

Table 1. Arbovirus Activity Summary, Texas, Weeks 1-30

Disease	Positive Mosquito Pools	Avian	Equine	Sentinel Chicken	Human						TOTAL
					Febrile Illness	Neurologic Illness	Hemorrhagic Fever	TOTAL (HUMAN)	Deaths	PVD‡	
CHIKV					13			13			13
DENV					5			5			5
EEEV			6	16				0			22
SLEV	2			1				0			3
WNV	483	3	2		3	6		9	1	7	497
OTHER ARBOVIRUS*	1										1
TOTAL REPORTS	486	3	8	17	21	6	0	27	1	7	541

CHIKV - Chikungunya Virus

DENV - Dengue Virus

EEEV - Eastern Equine Encephalitis Virus

SLEV - Saint Louis Encephalitis Virus

WNV - West Nile Virus

*Other Arbovirus - Tensaw virus

‡PVD - Presumptive viremic blood donors are people who had no symptoms at the time of donating blood through a blood collection agency, but whose blood tested positive when screened for the presence of WNV. Unless they meet the case reporting criteria, they are not counted as a case for official reporting purposes and are not included in the "total reports" column.

Table 2. Arbovirus Activity by County, Weeks 1-30

County	CHIKV*		DENV*		EEEV				SLEV			WNV							OTHER ARBOVIRUS		COUNTY TOTAL			
	M	H	M	H	M	E	SC	H	M	SC	H	M	A	E	SC	H				M		H		
																WNF	WNND	PVD‡	TOTAL					
Anderson																		1						
Atascosa														1										1
Bastrop				1																				1
Bexar												7												7
Collin												1												1
Cooke												3												3
Dallas		3										126					1		1	1				130
Denton												15												15
El Paso		1							2			3						1		1				7
Fort Bend		1										4												5
Galveston							16			1											1			18
Gonzales																		1		1				1
Harris		2		1								201	3					1	3	1				208
Henderson		1																						1
Hidalgo		1																						1
Houston														1										1
Jasper						2																		2
Jefferson												2												2
Johnson												10						1		1				11
Kaufman																	1			1				1
Kleberg																		1		1				1
Liberty						1																		1
Lubbock												2												2
Montgomery												15					1			1				16

County	CHIKV*		DENV*		EEEV				SLEV			WNV								OTHER ARBOVIRUS		COUNTY TOTAL	
	M	H	M	H	M	E	SC	H	M	SC	H	M	A	E	SC	H				M	H		
																WNF	WNND	PVD‡	TOTAL				
Newton						2																	2
Orange						1																	1
Potter																			1				
Randall				1																			1
Reeves																			1				
Rockwall												1											1
Tarrant		1		1								92											94
Travis		2		1																			3
Walker		1																					1
Wichita												1											1
Zavala																	1					1	1
Total Number of Reports	0	13	0	5	0	6	16	0	2	1	0	483	3	2	0	3	6	7	9	1	0		541

M - mosquito A-avian E-equine SC- sentinel chicken H- human

CHIKV - Chikungunya Virus

DENV - Dengue Virus

EEEV - Eastern Equine Encephalitis Virus

SLEV - Saint Louis Encephalitis Virus

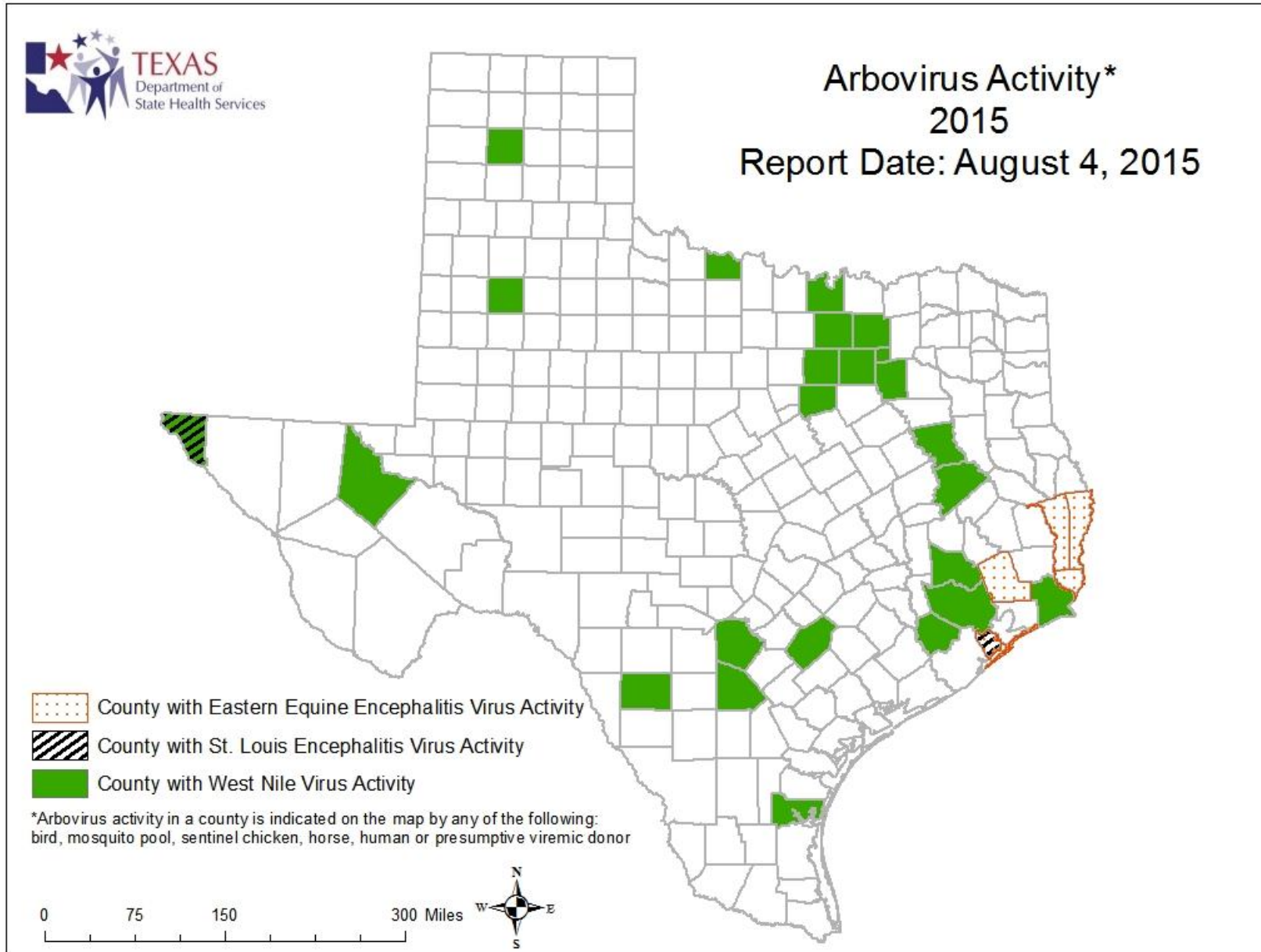
WNV - West Nile Virus

OTHER ARBOVIRUS - Tensaw virus

*All reported cases are imported.

‡Presumptive viremic blood donors (PVDs) are not included in any of the "total columns".

Figure 1. Texas Counties Reporting any Arbovirus Activity, Weeks 1-30



A Texas map showing the names of each County is available at www.dshs.state.tx.us/regions/stregctymap.pdf.

Figure 2. Epidemiologic Curve of Mosquito WNV Activity, 2013-2015

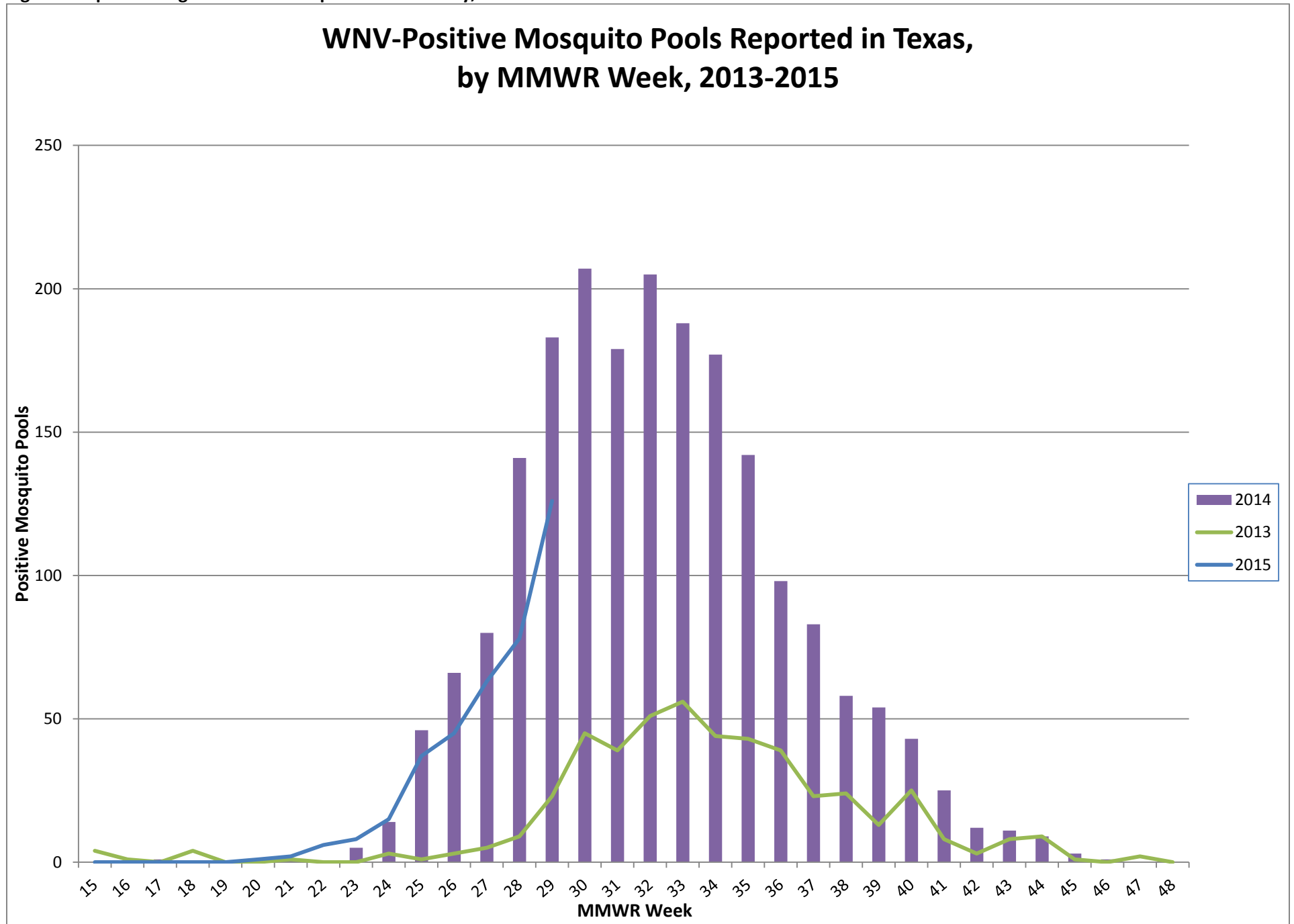
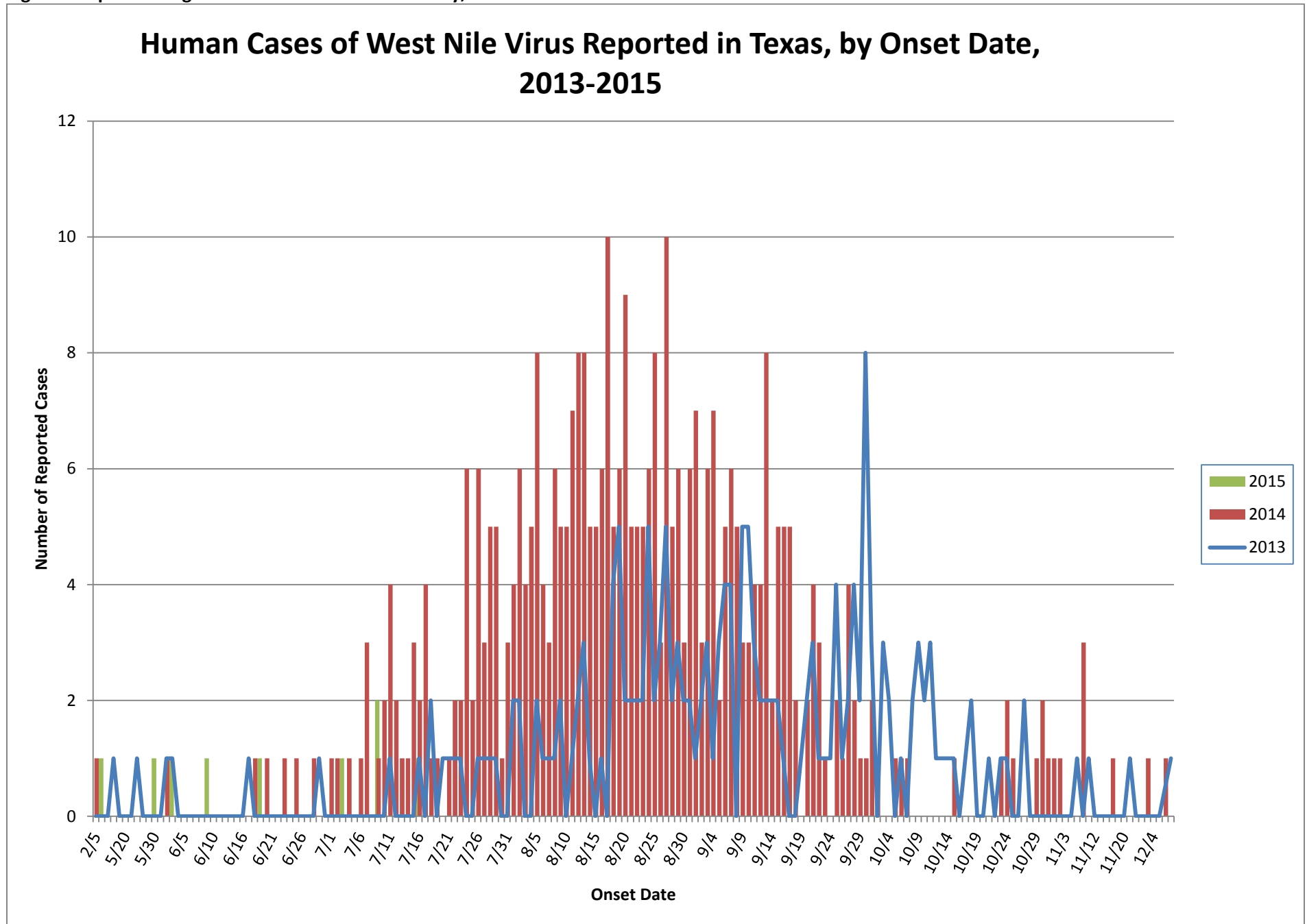


Figure 3. Epidemiologic Curve of Human WNV Activity, 2013-2015



For more detailed information about arboviruses found in Texas, please visit <http://www.dshs.state.tx.us/idcu/disease/arboviral/>.