



**TEXAS**  
Health and Human  
Services

**Texas Department of State  
Health Services**

# Outpatient Certification

(Formerly WebCertification)

**Revised April 2024**

# Certification



- Start Certification Encounter on Demand (EOD)
- Data Reporting Schedule
- Logging into Certification
- Viewing Older Quarters Data
- Encounter on Demand
- Certification Reports
- Certification File Download
- Certifying Data

# Start Certification - System Feature

**After the \*Cutoff for initial submission** the Data Administrator (aka Provider Primary Contact) and Certifier will now receive an email a few days after the “Cutoff for Initial Submission”. This email will be sent approximately sixty days after the end of each quarter. The email will have four reports attached to it:

- ✕ Summary Report – use this report to validate if the data for the period is correct, such as record counts, min/max/average charges, admission type and source, payer type, patient age, gender, race, and ethnicity
- ✕ Claim Count for First Physician Report - Use this to determine if the physicians (attending, operating, other) who utilize your facility are represented correctly. This report will give a claim count by physician name, sorted by name. It will also include the physician ID but will not include patient information.
- ✕ Claim Count for Second Physician Report - Use this to determine if the second physicians (attending, operating, other) who utilize your facility are represented correctly. This report will give a claim count by physician name, sorted by name. It will also include the physician ID, but will not include patient information
- ✕ Error Type List Report - use this to determine if you have made all possible corrections to your data, if needed.

This email will only be sent to facilities that have a 100% accuracy rate on the date of initial submission. This email will suggest that if the Certifier determines that the data is complete and accurate after reviewing the reports, then they should consider choosing the Encounter or Event on Demand (EOD) option on their certification tab for that quarter. If you do not choose to start the EOD option, the certification process will start after the cutoff for corrections as it does now.

**\*Cutoff for initial submission is the date when the submission data is due in the system.**

Generate Quarter Cert. Data (EOD) 

# Certification Due Dates

## Data Reporting Schedule

Texas Health Care Information Collection  
Center for Health Statistics

The THCIC reporting schedule is available online at <https://www.dshs.texas.gov/texas-health-care-information-collection/facility-reporting-requirements/data-reporting-schedule>

Activity	Q4 2023	Q1 2024	Q2 2024	Q3 2024	Q4 2024	Q1 2025	Q2 2025
Cutoff for initial submission	3-1-24	6-3-24	9-2-24	12-2-24	3-3-25	6-2-25	9-1-25
Cutoff for corrections	5-1-24	8-1-24	11-1-24	2-3-25	5-1-25	7-15-25	10-15-25
Facilities retrieve certification files	6-3-24	9-2-24	12-2-24	3-3-25	6-2-25	9-1-25	12-1-25
Certification/ comments due	7-15-24	10-15-24	1-15-25	4-15-25	7-15-25	10-1-25	1-2-26

The reporting schedule is a rule driven schedule, under [Chapter 421](#), Title 25, Part 1 of the Texas Administrative Code, Subchapter D, [RULE §421.66](#). The due dates are either the 1<sup>st</sup> or the 15<sup>th</sup> of the month, if these dates are on a weekend or state observed holiday, the data is due the next business day.

# Data Due Dates

## Data Reporting Schedule

Texas Health Care Information Collection  
Center for Health Statistics

Activity	Q4 2023	Q1 2024	Q2 2024
Cutoff for initial submission	3-1-24	6-3-24	9-2-24
Cutoff for corrections	5-1-24	8-1-24	11-1-24
Facilities retrieve certification files	6-3-24	9-2-24	12-2-24
Certification/comments due	7-15-24	10-15-24	1-15-25

**Cutoff for initial submission**, date when the data is due in the system

**Cutoff for corrections**, is when the corrections are due by for that quarter

**Facilities receive certification files**, by this date System13 sends the certification files

**Certification/comments due**, when the data has to be certified and comments (if any) needed to be inputted into the system.

The reporting schedule is a rule driven schedule, under [Chapter 421](#), Title 25, Part 1 of the Texas Administrative Code, subchapter D, [RULE §421.66](#). The due dates are either the 1<sup>st</sup> or the 15<sup>th</sup> of the month, if these dates are on a weekend or state observed holiday, the data is due the next business day.

# THCIC System

System13, Inc. / THCIC Web - Windows Internet Explorer

https://thcic.system13.com/user\_session/new

Log into the System I3 system at <https://thcic.system13.com>

system13  
Making technology your best friend.

## THCIC Support Center

[Problems Logging In?](#)

USERNAME:

PASSWORD:

**SIGN IN**

For security reasons your session will be terminated after 40 minutes of inactivity.

**ENROLLMENTS**      **REPORTING SCHEDULE**

# Log In the System as a Provider



system13   
*Making technology your best friend.*

## THCIC Support Center

[Problems Logging In?](#)

USERNAME:

PASSWORD:

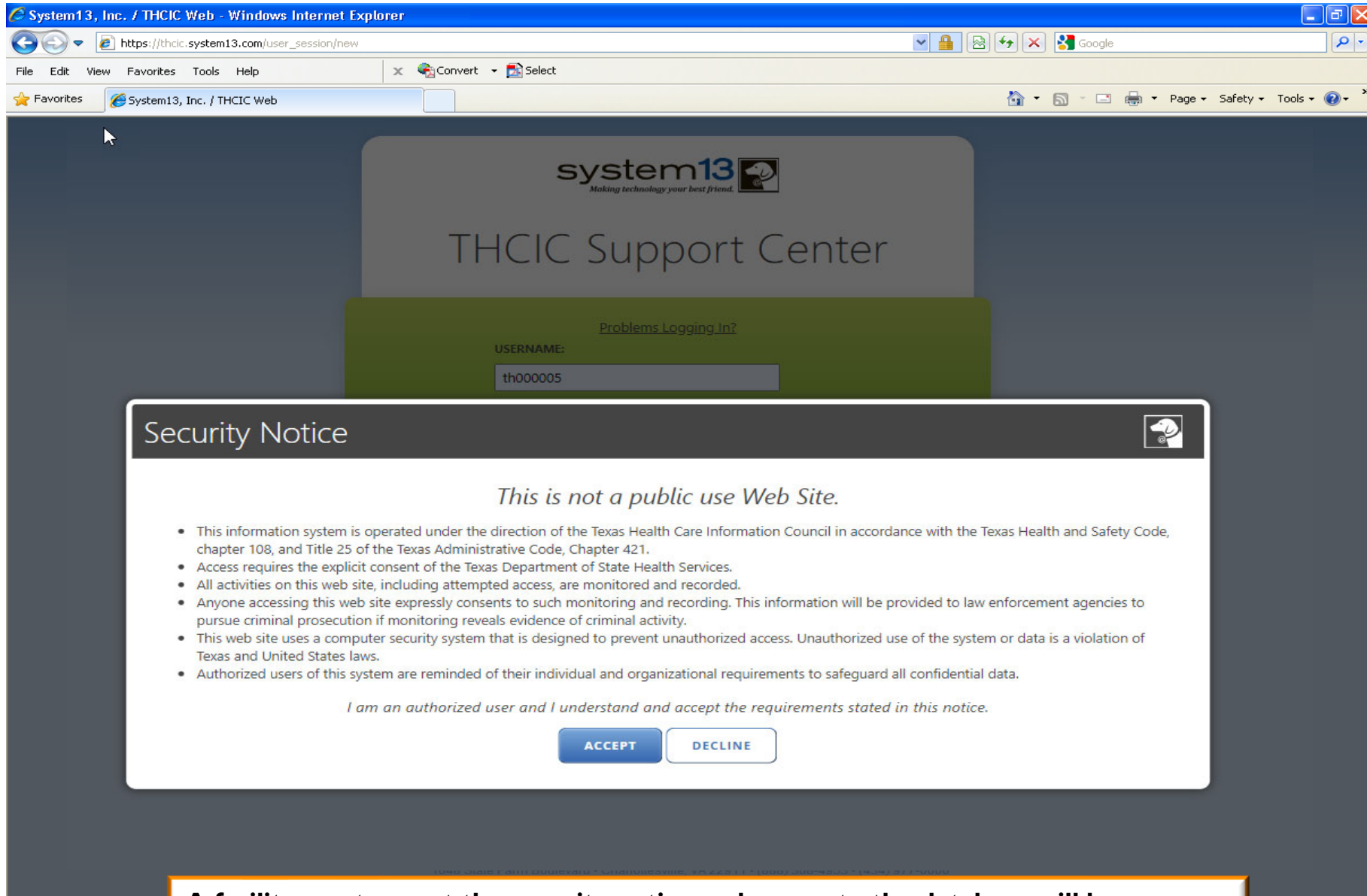
**SIGN IN**

For security reasons your session will be terminated after 40 minutes of inactivity.

**ENROLLMENTS**      **REPORTING SCHEDULE**

**Put in THCIC ID username and password. Click 'sign in'.**

# Security Notice



The screenshot shows a Windows Internet Explorer browser window displaying the THCIC Support Center login page. A security notice dialog box is overlaid on the page, containing the following text:

**Security Notice**

*This is not a public use Web Site.*

- This information system is operated under the direction of the Texas Health Care Information Council in accordance with the Texas Health and Safety Code, chapter 108, and Title 25 of the Texas Administrative Code, Chapter 421.
- Access requires the explicit consent of the Texas Department of State Health Services.
- All activities on this web site, including attempted access, are monitored and recorded.
- Anyone accessing this web site expressly consents to such monitoring and recording. This information will be provided to law enforcement agencies to pursue criminal prosecution if monitoring reveals evidence of criminal activity.
- This web site uses a computer security system that is designed to prevent unauthorized access. Unauthorized use of the system or data is a violation of Texas and United States laws.
- Authorized users of this system are reminded of their individual and organizational requirements to safeguard all confidential data.

*I am an authorized user and I understand and accept the requirements stated in this notice.*

ACCEPT    DECLINE

**A facility must accept the security notice and access to the database will be provided. If a facility declines this notice, access will not be granted to the database.**






# New Provider Dashboard

- The new user dashboard for facility users that provides insights into the claim counts broken down by quarter and month as well as providing the accuracy percentage.
- A graph of historical claim counts and a section with helpful tips.
- The dashboard also provides key deadlines broken down by quarter as well as prominently displaying the next deadline for submission, correction and certification,.
- Two views (List and Grid View).

# Certification/ Start Certification – Grid View

Home Claims Claim Correction Reports Data Mgmt Certification Batches Help



Activity Dashboard  

WEB CLAIM ENTRY
CORRECT ERRORS
START CERTIFICATION

THCIC [User Management](#) [My Account](#) | [Logout](#)

**Q4**  
2019

**SUBMISSION**  
*No claims are present for this quarter.*

Submission due **2 Mar 2020**  
Correction due **1 May 2020**

**Q1**  
2020

**SUBMISSION**  
**Outpatient**  
*Data is already built into a certification set.*

Submission due **1 Jun 2020**  
Correction due **3 Aug 2020**

**Q2**  
2020

**SUBMISSION**  
*No claims are present for this quarter.*

Submission due **1 Sep 2020**  
Correction due **1 Nov 2020**

**CERTIFICATION**  
*Please contact System13 if you still need to submit or correct claims for this quarter.*

Certification due **15 Jul 2020**

**CERTIFICATION**

	Outpatient
JAN	1
FEB	1
MAR	1
<b>TOTAL</b>	<b>3</b>
<b>ACCURACY</b>	<b>100%</b>

**Outpatient**  
*You may begin the certification process.*

Certification due **15 Oct 2020**

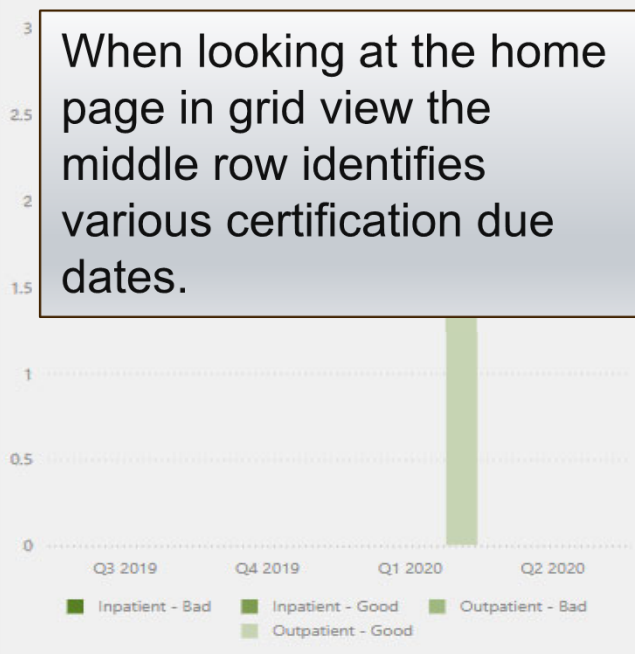
**CERTIFICATION**  
*No claims are present for this quarter.*

Certification due **15 Jan 2021**

**NEXT DEADLINE**  
Q4 2019 CERTIFICATION

**A**  
MONTH

Performance History



When looking at the home page in grid view the middle row identifies various certification due dates.

**QUICK TIP:**  
*Training materials are organized by subject on the Help tab.*

# Certification/ Start Certification – List View

Home Claims Claim Correction Reports Data Mgmt Certification Batches Help

[User Management](#) [My Account](#) [Logout](#)

Activity Dashboard

THCIC
User Management
My Account
Logout

WEB CLAIM ENTRY
CORRECT ERRORS
START CERTIFICATION

**Q4**  
2019  
SUBMISSION

*No claims are present for this quarter.*

Submission due **2 Mar 2020** | Correction due **1 May 2020**

**Q4**  
2019  
CERTIFICATION

*Please contact System13 if you still need to submit or correct claims for this quarter.*

Certification due **15 Jul 2020**

**Q1**  
2020  
SUBMISSION

**Outpatient**  
*Data is already built into a certification set.*

Submission due **1 Jun 2020** | Correction due **3 Aug 2020**

**Q1**  
2020  
CERTIFICATION

	Outpatient	<b>Outpatient</b>
JAN	1	You may begin the certification process.  Certification due <b>15 Oct 2020</b>
FEB	1	
MAR	1	
TOTAL	3	
ACCURACY	100%	

**Q2**  
2020  
SUBMISSION

*No claims are present for this quarter.*

Submission due **1 Sep 2020** | Correction due **1 Nov 2020**

**Q2**  
2020  
CERTIFICATION

*No claims are present for this quarter.*

Certification due **15 Jan 2021**

NEXT DEADLINE

Q4 2019 CERTIFICATION

**A**  
MONTH

Performance History

When looking at the home page in list view the first row identifies various certification due dates, as well as the accuracy of this data and when it's due.

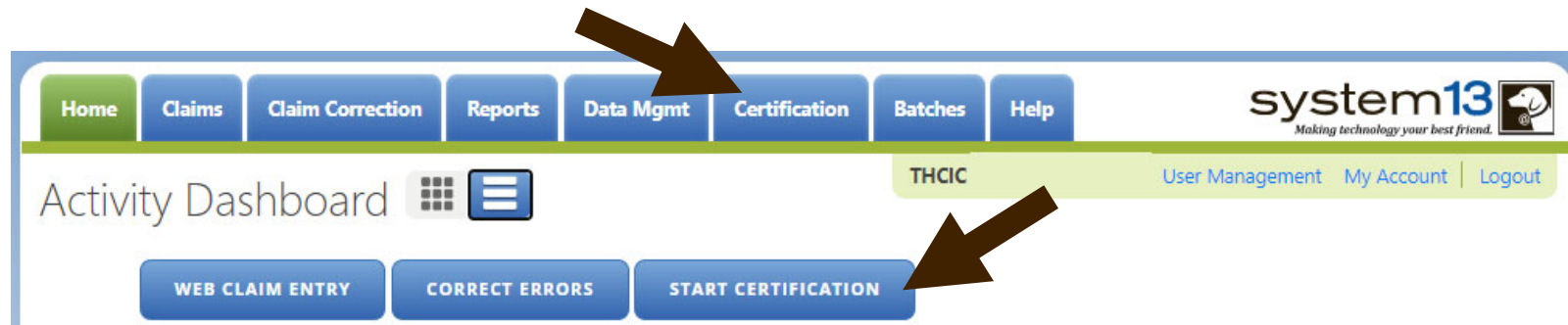
QUICK TIP:


*Training materials are organized by subject on the Help tab.*

Texas Department of State Health Services

11


# Go to Certification



The user can go to Certification by the provider tab  or by the activity dashboard icon 

# Inpatient/ Outpatient Certification

Home Claims Claim Correction Reports Data Mgmt Certification Batches Help



system13  
Making technology your best friend.

THCIC Support Center
THCIC
User Management
My Account
Logout

## Certification

### INPATIENT

---

**2020**

---

**1st Quarter**  
135 Encounters

START CERTIFICATION

---

**2019**

---

**4th Quarter**  
No Data

---

**3rd Quarter**  
No Data

---

**2nd Quarter**  
Eligible Claims

Past cut-off date for generation of Cert. Data.

---

**Older Quarters**  
Select Quarter

### OUTPATIENT

---

**2020**

---

**1st Quarter**  
No Data

---

**2019**

---

**4th Quarter**  
Eligible Claims

Past cut-off date for generation of Cert. Data.

---

**3rd Quarter**  
No Data

---

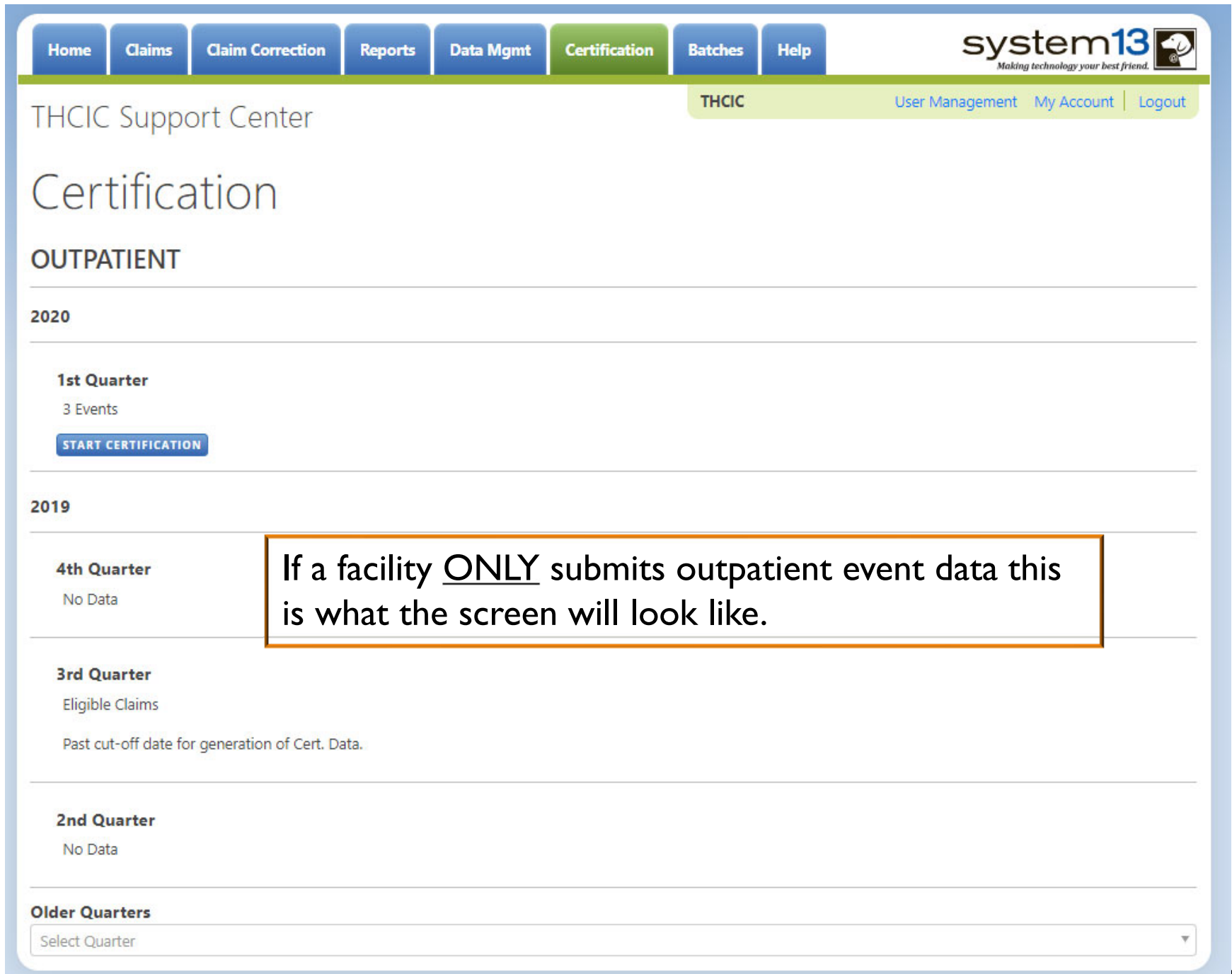
**2nd Quarter**  
No Data

---

**Older Quarters**  
Select Quarter

**If a facility submits data for inpatient/outpatient services, this is the page that will be shown.**

# Outpatient Certification



Home Claims Claim Correction Reports Data Mgmt **Certification** Batches Help

system13  
Making technology your best friend.

THCIC Support Center [THCIC](#) [User Management](#) [My Account](#) [Logout](#)

## Certification

### OUTPATIENT

---

2020

**1st Quarter**  
3 Events  
[START CERTIFICATION](#)

---

2019

**4th Quarter**  
No Data

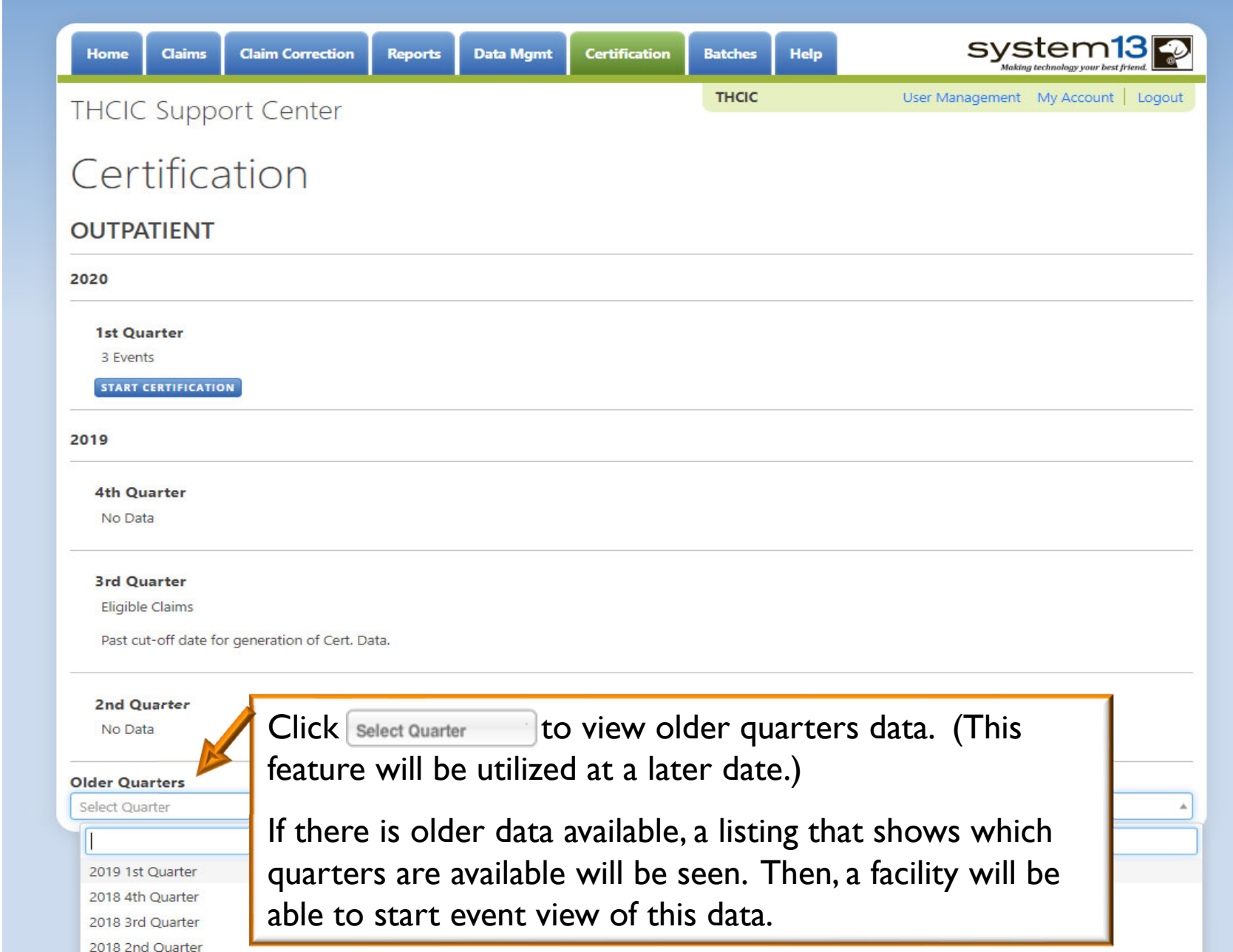
**3rd Quarter**  
Eligible Claims  
Past cut-off date for generation of Cert. Data.

**2nd Quarter**  
No Data

**Older Quarters**  
Select Quarter

If a facility ONLY submits outpatient event data this is what the screen will look like.

# Select an older quarters data...



Home Claims Claim Correction Reports Data Mgmt **Certification** Batches Help

system13  
Making technology your best friend.

THCIC Support Center THCIC User Management My Account Logout

## Certification

### OUTPATIENT

**2020**

**1st Quarter**  
3 Events  
[START CERTIFICATION](#)

**2019**

**4th Quarter**  
No Data

**3rd Quarter**  
Eligible Claims  
Past cut-off date for generation of Cert. Data.

**2nd Quarter**  
No Data

**Older Quarters**  
Select Quarter

- 2019 1st Quarter
- 2018 4th Quarter
- 2018 3rd Quarter
- 2018 2nd Quarter

Click  to view older quarters data. (This feature will be utilized at a later date.)

If there is older data available, a listing that shows which quarters are available will be seen. Then, a facility will be able to start event view of this data.

# Select an older quarters data to view...

The screenshot shows the 'system13' web application interface. The navigation bar includes 'Home', 'Claims', 'Claim Correction', 'Reports', 'Data Mgmt', 'Certification' (highlighted), 'Batches', and 'Help'. The user is logged in as 'THCIC' with options for 'User Management', 'My Account', and 'Logout'. The main content area is titled 'THCIC Support Center' and 'Certification'. Under 'OUTPATIENT', the year '2019' is selected, showing '4th Quarter' (No Data), '3rd Quarter' (Eligible Claims, Past cut-off date for generation of Cert. Data.), and '2nd Quarter' (No Data). The 'Older Quarters' section is expanded to show '2018 3rd Quarter' with '321 Events' and a 'View Encounters' button with a right-pointing arrow.

THCIC Support Center

THCIC User Management My Account Logout

## Certification

### OUTPATIENT

2020

**1st Quarter**  
3 Events  
[START CERTIFICATION](#)

2019

**4th Quarter**  
No Data

**3rd Quarter**  
Eligible Claims  
Past cut-off date for generation of Cert. Data.

**2nd Quarter**  
No Data

**Older Quarters**

2018 3rd Quarter  
321 Events  
[View Encounters](#) →

After the older quarters data has been selected to view click [View Encounters](#) → .To view the older data.





# Encounter on Demand (EOD)

Encounter on Demand is the ability for facilities to generate quarterly certification data after the quarter has ended.


Facilities will be able to generate their quarterly certification data and the corresponding certification data reports from the time a quarter ends (example: IqII ends March 31, 2011.) A facility can generate the certification files for this time through the end of the corrections period for that quarter.

PLEASE BE ADVISED when a facility has chosen to begin this process, the facility must ensure the data has been submitted, is complete and accurate. If changes need to be made to this data after the file has been generated, these changes will incur a charge from System I3 to regenerate the data. Also, **ANYONE** with access to a UserID as a certifier can initiate the EOD and not just the system administrator for the facility.

# Encounter on Demand (EOD)

Generate Quarter Cert. Data 

Home Claims Claim Correction Reports Data Mgmt **Certification** Batches Help

system13   
Making technology your best friend.

THCIC User Management My Account Logout

THCIC Support Center

## Certification



### OUTPATIENT

---

2020

---


**1st Quarter**  
3 Events

Generate Quarter Cert. Data  

---

2019

---

**4th Quarter**  
Generate Quarter Cert. Data 

---


**3rd Quarter**  
Eligible Claims

**START CERTIFICATION**

---

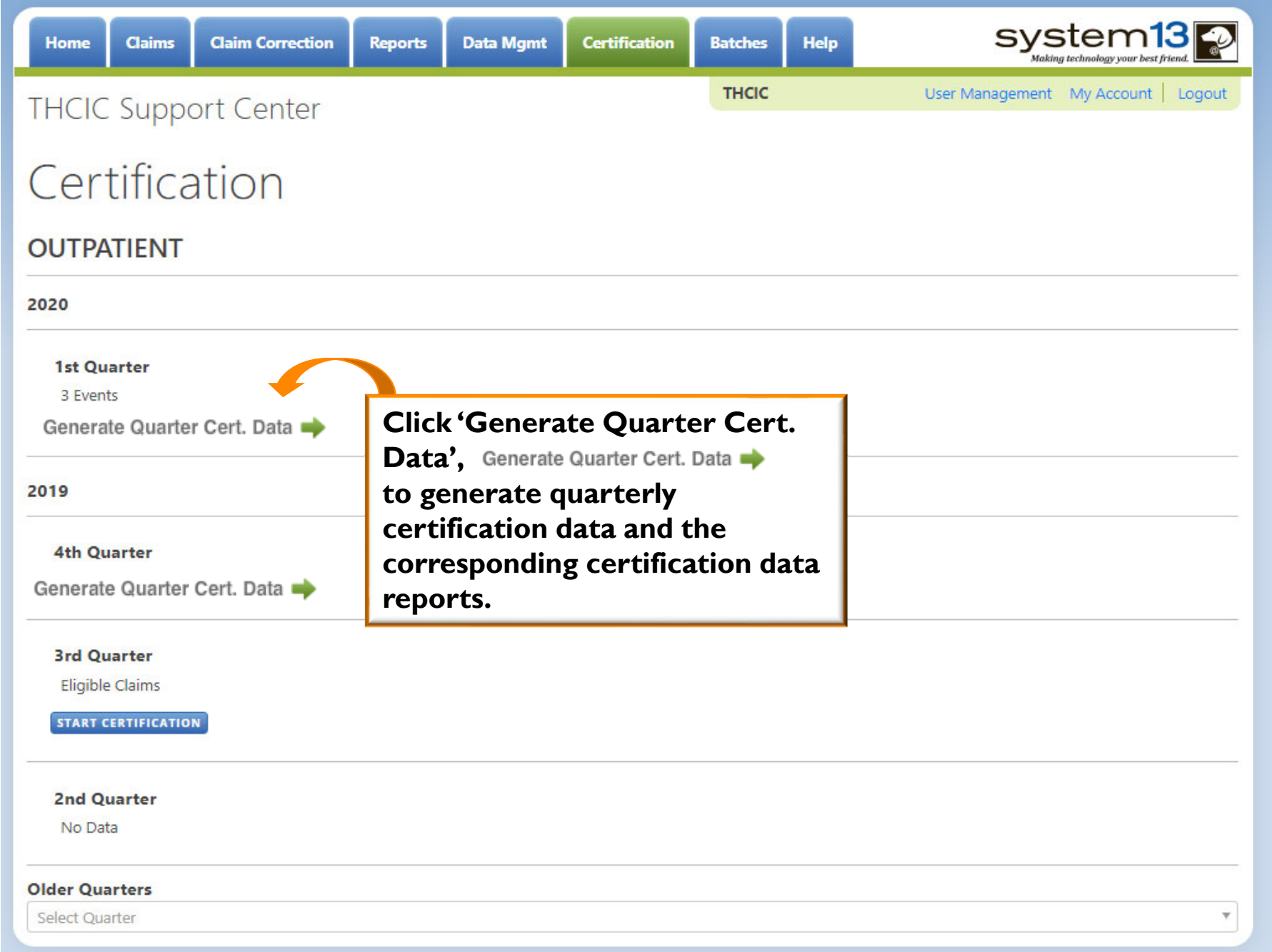
**2nd Quarter**  
No Data

---

**Older Quarters**  
Select Quarter 

# Encounter on Demand (EOD)

Generate Quarter Cert. Data →



The screenshot shows the 'system13' web application interface. At the top, there is a navigation bar with buttons for Home, Claims, Claim Correction, Reports, Data Mgmt, Certification (highlighted in green), Batches, and Help. Below the navigation bar, the page title is 'THCIC Support Center' and 'Certification'. The main content area is titled 'OUTPATIENT' and shows data for the year 2020 and 2019. For 2020, the '1st Quarter' section shows '3 Events' and a 'Generate Quarter Cert. Data' button with a green arrow. For 2019, the '4th Quarter' section shows 'Generate Quarter Cert. Data' with a green arrow. The '3rd Quarter' section shows 'Eligible Claims' and a 'START CERTIFICATION' button. The '2nd Quarter' section shows 'No Data'. At the bottom, there is a section for 'Older Quarters' with a dropdown menu labeled 'Select Quarter'. A callout box with an orange border and arrow points to the 'Generate Quarter Cert. Data' button for the 1st Quarter of 2020, containing the text: 'Click 'Generate Quarter Cert. Data', Generate Quarter Cert. Data → to generate quarterly certification data and the corresponding certification data reports.'

# Encounter on Demand (EOD)

Generate Quarter Cert. Data →

The screenshot shows the 'Certification' section of the System 13 interface. The navigation bar includes 'Home', 'Claims', 'Claim Correction', 'Reports', 'Data Mgmt', 'Certification', 'Batches', and 'Help'. The 'Certification' tab is active. The page title is 'THCIC Support Center' and 'Certification'. Below this, it says 'OUTPATIENT' and '2020'. Under '2020', there are three quarters listed: '1st Quarter' (3 Events), '4th Quarter', and '3rd Quarter' (Eligible Claims). Each quarter has a 'Generate Quarter Cert. Data' button with a green arrow. The '3rd Quarter' button is highlighted with a blue box and a 'START CERTIFICATION' button below it. An error message box is overlaid on the screen, stating: 'Generate Quarter Cert. Data Error. Your quarterly data cannot be generated. You must generate previous quarter's data before continuing. Please call System 13.' An orange arrow points from the error box to the '1st Quarter' 'Generate Quarter Cert. Data' button. The '2nd Quarter' is listed as 'No Data'. At the bottom, there is a dropdown menu for 'Older Quarters' with 'Select Quarter' as the current selection.

**If a facility hasn't ran a previous quarters data they will be unable to run a requested quarter's data. You cannot request EOD if the previous quarter has not been ran.**

**Generate Quarter Cert. Data Error**


Your quarterly data cannot be generated. You must generate previous quarter's data before continuing. Please call System 13.

OK

# Encounter on Demand (EOD)

Generate Quarter Cert. Data 

Home Claims Claim Correction Reports Data Mgmt **Certification** Batches Help

system13   
Making technology your best friend.

THCIC User Management My Account Logout

THCIC Support Center


## Certification

### OUTPATIENT

---

2020



---

**1st Quarter**  
3 Events  
Generate Quarter Cert. Data 

---

2019

---

**4th Quarter**  
Generate Quarter Cert. Data  


---

**3rd Quarter**  
Eligible Claims  
**START CERTIFICATION**

---

**2nd Quarter**  
No Data


---

**Older Quarters**  
Select Quarter 

# Encounter on Demand (EOD)

 Generate Quarter Cert. Data 

Home Claims Claim Correction Reports Data Mgmt Certification Batches Help



THCIC Support Center
THCIC
User Management
My Account
Logout

## Certification

Quarter Analysis											
Month	Total	xx0	xx1	xx2	xx3	xx4	xx5	xx6	xx7	xx8	???
Oct	0	0	0	0	0	0	0	0	0	0	0
Nov	0	0	0	0	0	0	0	0	0	0	0
Dec	0	0	0	0	0	0	0	0	0	0	0
Jan	78	19	11	10	7	16	10	0	5	0	0
Feb	81	12	15	14	9	14	11	0	6	0	0
Mar	75	11	12	11	7	13	10	0	11	0	0

Quarter Comparison	
Qtr	Total
1q15	234
4q14	430
3q14	321

### Messages

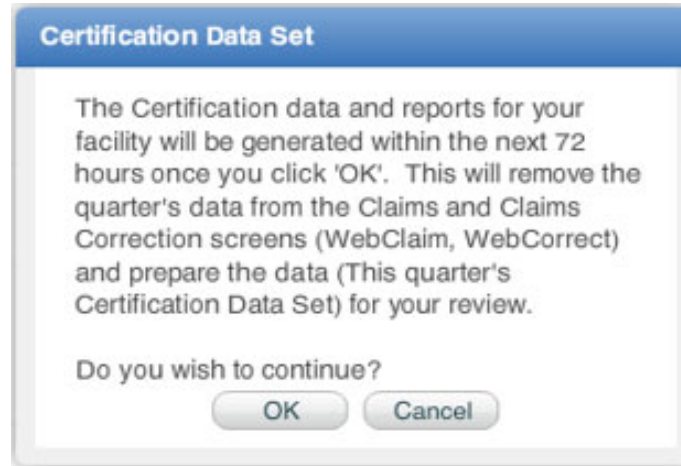
- \* Some claims still have errors. Please use Claim Correction to correct these claims. You may also review these errors with the Frequency of Errors Report and the Hardcopy Report, both of which are available on the Reports Tab.
- \* You may wish to use the Claim Merge function to reduce your claims and obtain a better claim summary.
- \* You should use the Summary Report on the Reports tab to obtain a snapshot of your data. This report shows data distribution by month, charges, admission type, newborns, discharge status, payer (claim filing indicator), patient geographic origin, gender, age, race, ethnicity, length of stay and diagnosis and procedure counts per claim.

**Based on the above analysis, please verify that there are NO unaddressed data issues prior to continuing with the cert file generation.**

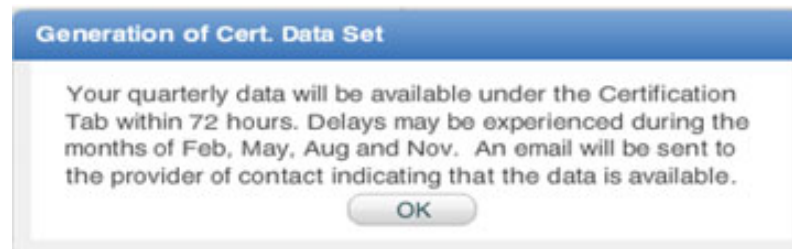
Do you wish to continue?

# Encounter on Demand (EOD)

Generate Quarter Cert. Data →



**A facility will have to verify twice, that the facility is requesting to generate this file.**



**This is the facility's final message, an email will be sent to the Provider Primary Contact/Data Administrator when the data is available for certification, within 3 business days. The screen will show generation in progress. Once available it will show start certification.**

# Encounter on Demand (EOD)

Generate Quarter Cert. Data →

Home Claims Claim Correction Reports Data Mgmt Certification Batches Help

system13 Making technology your best friend.

THCIC User Management My Account Logout

THCIC Support Center

## Certification

### OUTPATIENT

2020

**1st Quarter**  
3 Events

Generate Quarter Cert. Data →

2019

**4th Quarter**  
Eligible Claims  
START CERTIFICATION

**3rd Quarter**  
Eligible Claims  
START CERTIFICATION

2nd Q  
No D


**Older Quarters**  
Select Quarter

**Once you get confirmation that the previous quarter is ready for certification, you can now start the certification for the next quarter.**



# Start Certification

Home Claims Claim Correction Reports Data Mgmt **Certification** Batches Help

system13   
Making technology your best friend.

THCIC User Management My Account Logout

THCIC Support Center

## Certification


### OUTPATIENT

---

2020

---

**1st Quarter**

[START CERTIFICATION](#) 

---

2019

---

**4th Quarter**  
No Data


---

**3rd Quarter**  
Eligible Claims  
Past cut-off date for generation of Cert. Data.

---

**2nd Quarter**  
No Data

---

**Older Quarters**  
Select Quarter 

# List of all Events Generated



Home

Claims

Claim Correction

Reports

Data Mgmt

Certification

Batches

Help

system13  
Making technology your best friend.

THCIC Support Center

THCIC

User Management

My Account

Logout

## Certification

[Back to Certification by Quarter](#)



Enter Control #, Medical Record #, Patient or Certification #


SEARCH

[Reports and Certification](#)


Patient Control #	Medical Record #	Event ID	Processed Date	Patient Name	Claims	Type
123	123	120200000011	06/16/2020	DOE, JACKSON	1	OUT-I
147	147	120200000012	06/16/2020	DOE, JENNIFER	1	OUT-I
852	852	120200000013	06/16/2020	DOE, BERRY	1	OUT-I

3 Events for 2020 1st Quarter Outpatient

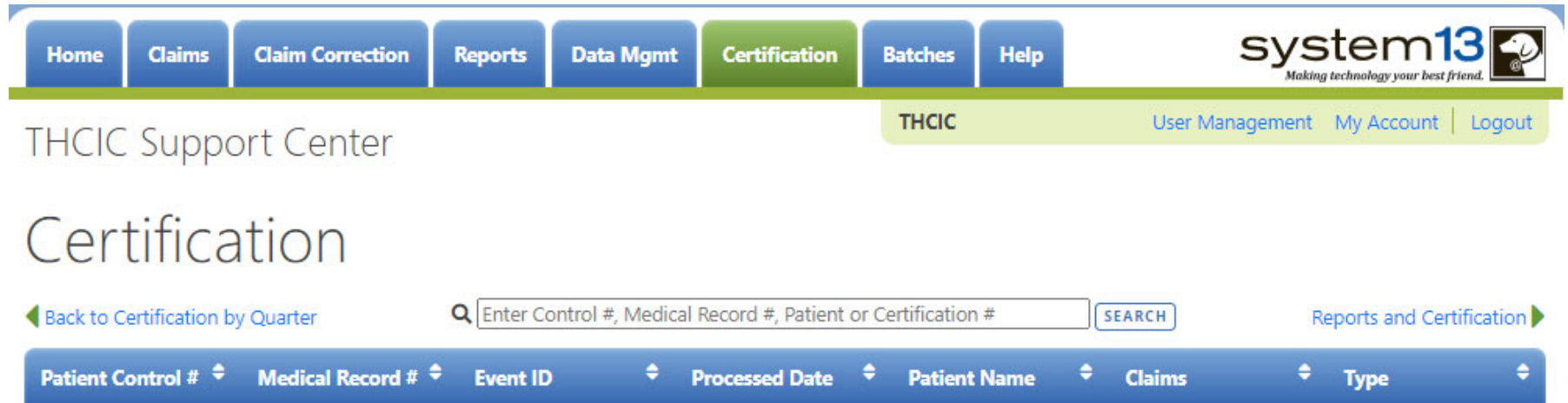
# Encounter View

 The events are ordered by event ID specified by System I 3. The facility can click a column header and it will modify the list accordingly for that column.

Patient Control #	Medical Record #	Event ID	Processed Date	Patient Name	Claims	Type
-------------------	------------------	----------	----------------	--------------	--------	------

 The search feature to search your claim listing is also available.

# Search Claim Listings




The screenshot shows the 'system13' web application interface. At the top, there is a navigation bar with tabs for Home, Claims, Claim Correction, Reports, Data Mgmt, Certification (highlighted in green), Batches, and Help. To the right of the navigation bar is the 'system13' logo with the tagline 'Making technology your best friend.' Below the navigation bar, there is a 'THCIC Support Center' header and a user management area with links for 'User Management', 'My Account', and 'Logout'. The main content area is titled 'Certification' and includes a search bar with the placeholder text 'Enter Control #, Medical Record #, Patient or Certification #'. Below the search bar is a table header with columns: Patient Control #, Medical Record #, Event ID, Processed Date, Patient Name, Claims, and Type. A 'Back to Certification by Quarter' link is visible on the left, and a 'Reports and Certification' link is on the right.

Once the user opens the claim correction tab, a listing of all claims that need correction will be displayed.

The user can modify the claims by:

- ✗ Control #
- ✗ Medical record #
- ✗ Patient or
- ✗ Certification #


Once this data has been typed in to modify the list, pressing 'clear' will take the user back to the certification listing.



To close out this search click the X on this field.

# Choose Event Claim to View

Home
Claims
Claim Correction
Reports
Data Mgmt
Certification
Batches
Help



THCIC Support Center
THCIC
User Management
My Account
Logout

## Certification

[Back to Certification by Quarter](#)

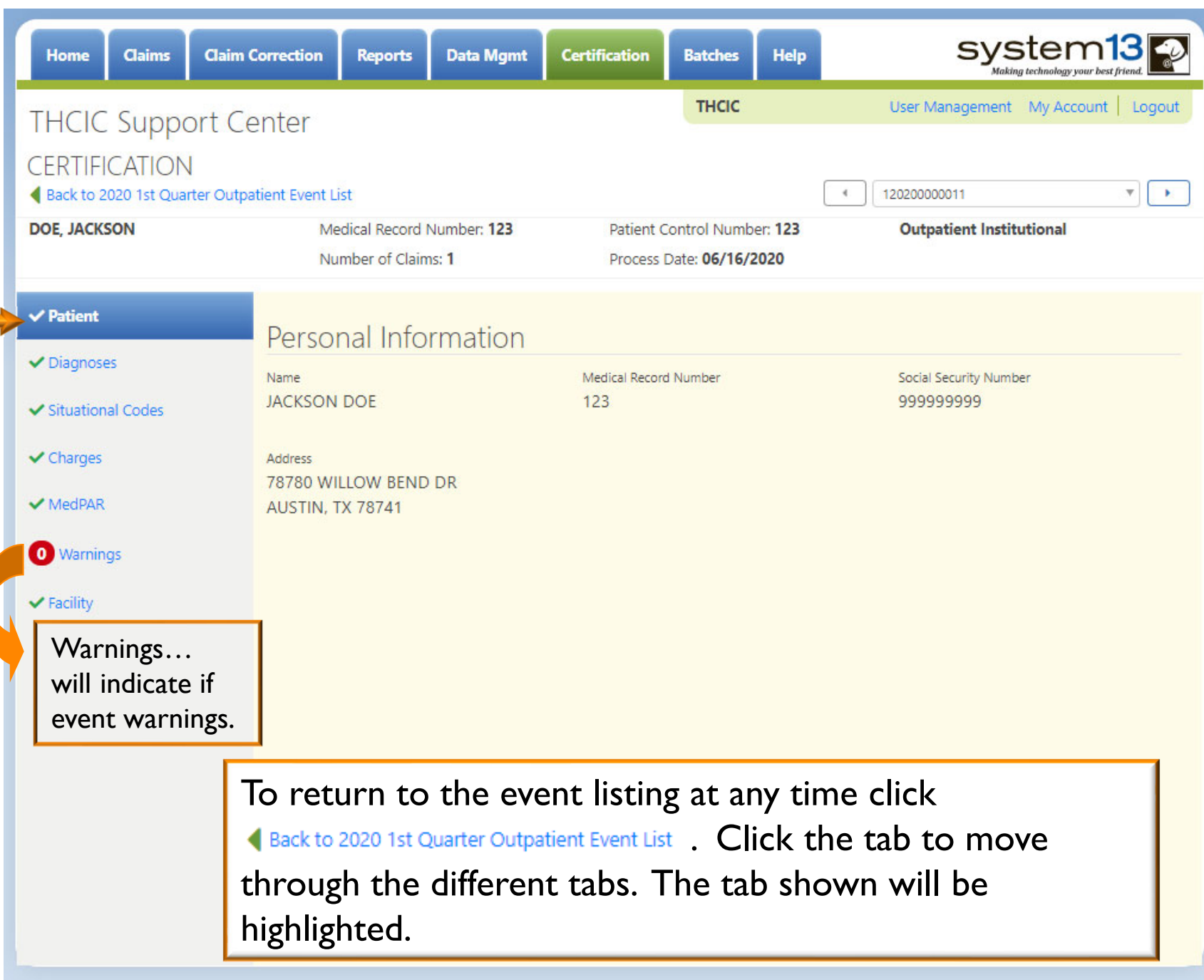
SEARCH

[Reports and Certification](#)

Patient Control #	Medical Record #	Event ID	Processed Date	Patient Name	Claims	Type
123	123	120200000011	06/16/2020	DOE, JACKSON	1	OUT-I
147	147	120200000012	06/16/2020	DOE, JENNIFER	1	OUT-I
852	852	120200000013	06/16/2020	DOE, BERRY	1	OUT-I

3 Events for 2020 1st Quarter Outpatient

# Event View – Patient Tab



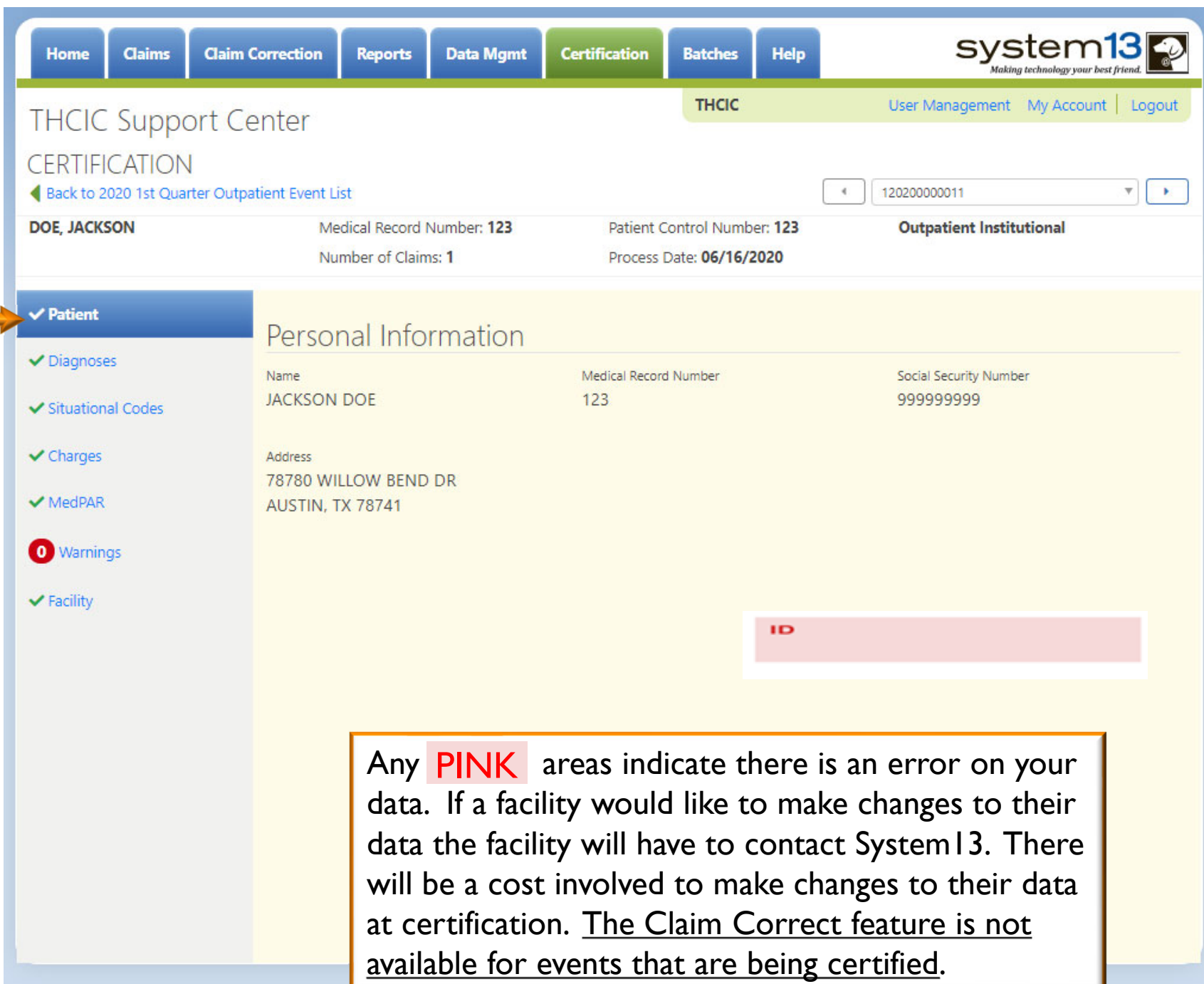
The screenshot shows the 'system13' interface with a navigation bar containing 'Home', 'Claims', 'Claim Correction', 'Reports', 'Data Mgmt', 'Certification', 'Batches', and 'Help'. The 'Certification' tab is active. Below the navigation bar, the page title is 'THCIC Support Center' and 'CERTIFICATION'. A dropdown menu shows '12020000011'. The patient information is displayed as follows:

<b>DOE, JACKSON</b>	Medical Record Number: <b>123</b>	Patient Control Number: <b>123</b>	<b>Outpatient Institutional</b>
	Number of Claims: <b>1</b>	Process Date: <b>06/16/2020</b>	


The left sidebar contains a list of tabs: Patient (checked and highlighted), Diagnoses, Situational Codes, Charges, MedPAR, Warnings (with a red circle containing '0'), and Facility. An orange arrow points to the 'Patient' tab. A callout box next to the 'Warnings' tab contains the text: 'Warnings... will indicate if event warnings.'

At the bottom, a larger callout box contains the text: 'To return to the event listing at any time click [Back to 2020 1st Quarter Outpatient Event List](#) . Click the tab to move through the different tabs. The tab shown will be highlighted.'

# Event View – Patient Tab



Home Claims Claim Correction Reports Data Mgmt **Certification** Batches Help

system13   
 Making technology your best friend.

THCIC User Management My Account Logout

THCIC Support Center

CERTIFICATION

[Back to 2020 1st Quarter Outpatient Event List](#)

12020000011

**DOE, JACKSON** Medical Record Number: **123** Patient Control Number: **123** **Outpatient Institutional**  
 Number of Claims: **1** Process Date: **06/16/2020**

- ✓ Patient
- ✓ Diagnoses
- ✓ Situational Codes
- ✓ Charges
- ✓ MedPAR
- 0 Warnings
- ✓ Facility

**Personal Information**

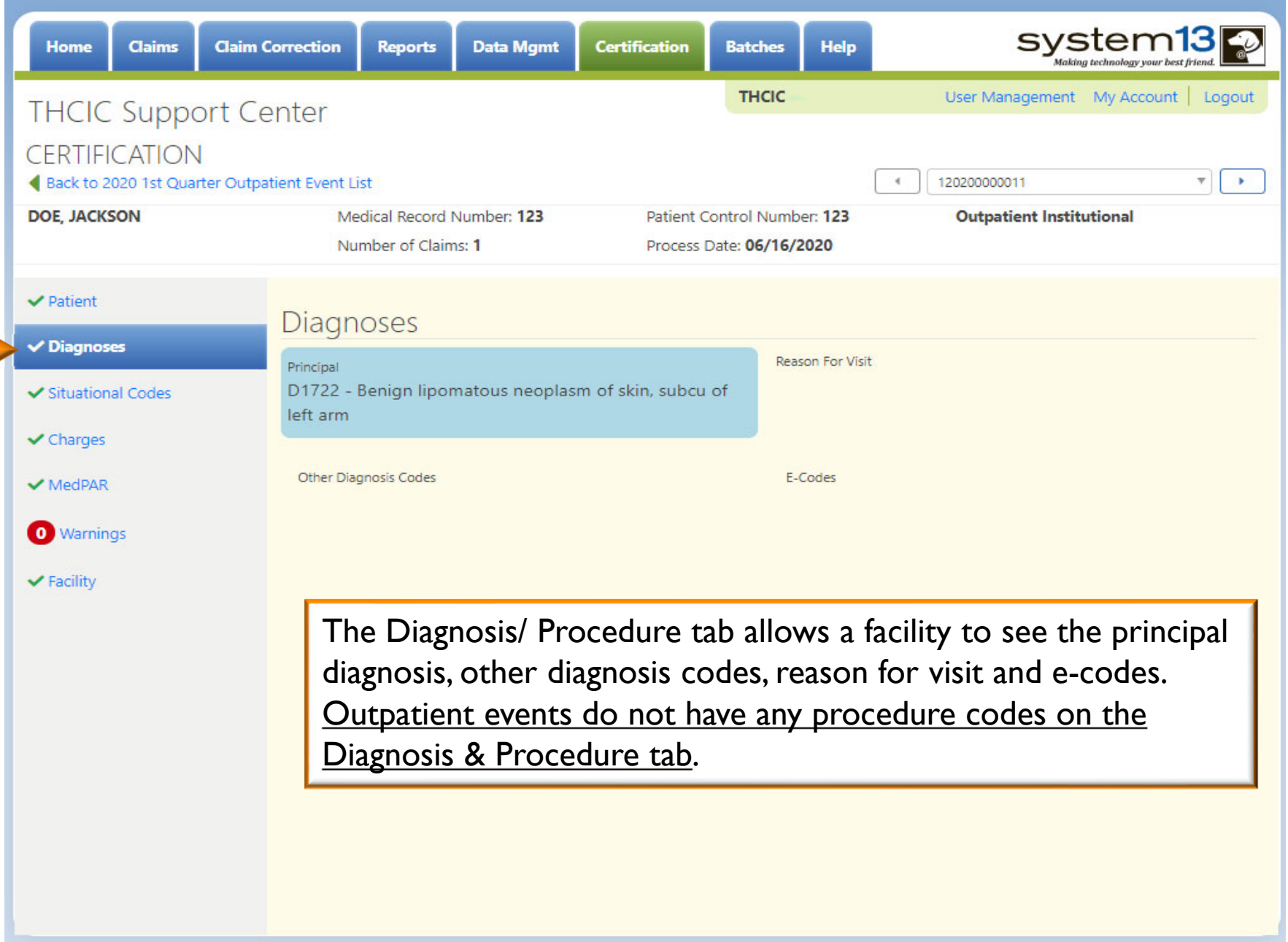
Name	Medical Record Number	Social Security Number
JACKSON DOE	123	999999999

Address  
 78780 WILLOW BEND DR  
 AUSTIN, TX 78741


ID

Any **PINK** areas indicate there is an error on your data. If a facility would like to make changes to their data the facility will have to contact System13. There will be a cost involved to make changes to their data at certification. The Claim Correct feature is not available for events that are being certified.

# Event View – Diagnosis



Home Claims Claim Correction Reports Data Mgmt **Certification** Batches Help

system13   
 Making technology your best friend.

THCIC User Management My Account Logout

THCIC Support Center

CERTIFICATION

[Back to 2020 1st Quarter Outpatient Event List](#)

DOE, JACKSON Medical Record Number: **123** Patient Control Number: **123** Outpatient Institutional  
 Number of Claims: **1** Process Date: **06/16/2020**

✓ Patient  
**✓ Diagnoses**  
 ✓ Situational Codes  
 ✓ Charges  
 ✓ MedPAR  
 0 Warnings  
 ✓ Facility

**Diagnoses**

Principal Reason For Visit  
 D1722 - Benign lipomatous neoplasm of skin, subcu of left arm


Other Diagnosis Codes E-Codes

The Diagnosis/ Procedure tab allows a facility to see the principal diagnosis, other diagnosis codes, reason for visit and e-codes. Outpatient events do not have any procedure codes on the Diagnosis & Procedure tab.



# Event View – Situational Codes

Home Claims Claim Correction Reports Data Mgmt Certification Batches Help



THCIC Support Center THCIC [User Management](#) [My Account](#) [Logout](#)

CERTIFICATION

[Back to 2020 1st Quarter Outpatient Event List](#) 12020000011

**DOE, JACKSON**

Medical Record Number: **123**

Number of Claims: **1**

Patient Control Number: **123**

Process Date: **06/16/2020**

**Outpatient Institutional**


- ✓ Patient
- ✓ Diagnoses
- ✓ Situational Codes
- ✓ Charges
- ✓ MedPAR
- 0 Warnings
- ✓ Facility

Conditions	Values	
Occurrence Spans	From	To
Occurrences by Date	On	Day

The situational codes tab is not available for outpatient professional patient events.

# Event View – Charges

Home Claims Claim Correction Reports Data Mgmt Certification Batches Help



THCIC Support Center THCIC [User Management](#) [My Account](#) [Logout](#)

CERTIFICATION

[Back to 2020 1st Quarter Outpatient Event List](#) 12020000011

**DOE, JACKSON**

Medical Record Number: **123**

Number of Claims: **1**

Patient Control Number: **123**

Process Date: **06/16/2020**

**Outpatient Institutional**

- ✓ Patient
- ✓ Diagnoses
- ✓ Situational Codes
- ✓ **Charges**
- ✓ MedPAR
- 0 Warnings
- ✓ Facility

### Charges

Payment Source		Name		Number of Charges
Ind	ID			
ZZ		UNKNOWN		1


  

Description	Procedure	Qty	Rate	Charge	Non covered
1 0490 HC	01714 ANESTH UPPR ARM TENDON SURG 01/01/2020 - 01/01/2020	3 UN	\$45,000.00	\$135,000.00	-

The Charges tab to see the revenue code and charge information to be reported on the patient's event.

# Event View – MedPAR

Home Claims Claim Correction Reports Data Mgmt Certification Batches Help



THCIC [User Management](#) [My Account](#) [Logout](#)

THCIC Support Center

CERTIFICATION

[Back to 2020 1st Quarter Outpatient Event List](#) 12020000011

**DOE, JACKSON**

Medical Record Number: **123**

Number of Claims: **1**

Patient Control Number: **123**

Process Date: **06/16/2020**

**Outpatient Institutional**

- ✓ Patient
- ✓ Diagnoses
- ✓ Situational Codes
- ✓ Charges
- ✓ **MedPAR**
- 0 Warnings
- ✓ Facility

## MedPAR

Other:	-	Blood Admin:	-
Pharmacy:	-	Operating Room:	-
Medical/Surgery Supply:	-	Lithotripsy:	-
Durable Medical Equipment:	-	Cardiology:	-
Used Durable Medical Equip:	-	Anesthesia:	-
Physical Therapy:	-	Laboratory:	-
Occup Therapy:	-	Radiology:	-
Speech Pathology:	-	MRI:	-
Inhalation Therapy:	-	Outpatient Service:	<b>\$135,000.00</b>
Blood:	-	Emergency Room:	-
		Ambulance:	-
		Professional Fees:	-
		Organ Acquisition:	-
		ESRD Rev Setting:	-
		Clinic Visit:	-

The MedPar tab and view the patient's charges rolled into the 30 MedPAR revenue categories.

35


# Event View – Warnings Tab

The screenshot displays the System13 web application interface. At the top, there is a navigation bar with tabs for Home, Claims, Claim Correction, Reports, Data Mgmt, Certification (highlighted), Batches, and Help. The System13 logo is on the right. Below the navigation bar, the page title is "THCIC Support Center" and "CERTIFICATION". A breadcrumb trail includes "Back to 2020 1st Quarter Outpatient Event List". A dropdown menu shows the value "120200000011". Patient information for "DOE, JACKSON" is shown, including Medical Record Number: 123, Patient Control Number: 123, Number of Claims: 1, Process Date: 06/16/2020, and Outpatient Institutional status. A left sidebar contains a list of tabs: Patient, Diagnoses, Situational Codes, Charges, MedPAR, Warnings (highlighted with a red circle and a yellow arrow), and Facility. The main content area is titled "Warnings" and is currently empty.

The Warnings tab to view any Event build issues. Warnings...will indicate if event warnings. If there are warning on your data you must contact System13 to correct.

# Event View – Facility

Home Claims Claim Correction Reports Data Mgmt Certification Batches Help



THCIC Support Center
THCIC [User Management](#) [My Account](#) [Logout](#)

## CERTIFICATION

[Back to 2020 1st Quarter Outpatient Event List](#)

<b>DOE, JACKSON</b>	Medical Record Number: <b>123</b>	Patient Control Number: <b>123</b>	<b>Outpatient Institutional</b>
	Number of Claims: <b>1</b>	Process Date: <b>06/16/2020</b>	

- ✓ Patient
- ✓ Diagnoses
- ✓ Situational Codes
- ✓ Charges
- ✓ MedPAR
- 0 Warnings
- ✓ Facility


### Facility


<p>Provider Information</p> <p><b>THCIC</b>  <b>1100 West 49th Street</b>  <b>Austin, TX 78756</b></p> <p>EIN:</p> <p>POA: <b>X - Exempt</b></p> <p>Specialty Units</p>	<p>Facility Specialties</p> <table style="width: 100%; border-collapse: collapse;"> <tr> <td>Acute Care</td> <td>Orthopedic</td> </tr> <tr> <td>Cardiovascular</td> <td>Otolaryngology</td> </tr> <tr> <td>Chiropractic</td> <td>Pain Management</td> </tr> <tr> <td>Plastic</td> <td>Pediatric</td> </tr> <tr> <td>Psych</td> <td>Rehabilitation/PT</td> </tr> <tr> <td>Skilled Nursing</td> <td>Teaching</td> </tr> <tr> <td>Thoracic</td> <td>Urology</td> </tr> <tr> <td>Other Long Term Care</td> <td>Other</td> </tr> </table>	Acute Care	Orthopedic	Cardiovascular	Otolaryngology	Chiropractic	Pain Management	Plastic	Pediatric	Psych	Rehabilitation/PT	Skilled Nursing	Teaching	Thoracic	Urology	Other Long Term Care	Other
Acute Care	Orthopedic																
Cardiovascular	Otolaryngology																
Chiropractic	Pain Management																
Plastic	Pediatric																
Psych	Rehabilitation/PT																
Skilled Nursing	Teaching																
Thoracic	Urology																
Other Long Term Care	Other																


**Present on Admission (POA) is not a feature for outpatient facilities, only inpatient facilities. A space for POA is shown, but no data is available since outpatient facility doesn't provide this information.**

**The Facility tab allows a facility to see the facility information that will be reported and the facility specialty information to be reported for the specified patient.**

# Back to Event Listing


 Click [Back to 2020 1st Quarter Outpatient Event List](#) to go back to Event listing.

 A facility will be able to view another patient's event file or go to reports and certification.

 A facility will also be able to go to certification by quarter.

# Reports and Certification


Home Claims Claim Correction Reports Data Mgmt Certification Batches Help



THCIC Support Center
THCIC
User Management
My Account
Logout

## Certification

◀ Back to Certification by Quarter

 [Reports and Certification ▶](#)

Patient Control #	Medical Record #	Event ID	Processed Date	Patient Name	Claims	Type
123	123	120200000011	06/16/2020	DOE, JACKSON	1	OUT-I
147	147	120200000012	06/16/2020	DOE, JENNIFER	1	OUT-I
852	852	120200000013	06/16/2020	DOE, BERRY	1	OUT-I

Click [Reports and Certification ▶](#) to go to the reports and certification for the specified quarter.

3 Events for 2020 1st Quarter Outpatient

# Reports, Processing Reports, Certification File Download and Certification

Home Claims Claim Correction Reports Data Mgmt **Certification** Batches Help

system13  
Making technology your best friend.

THCIC Support Center THCIC [User Management](#) [My Account](#) [Logout](#)

## CERTIFICATION

[Back to Certification Set List](#)

### Reports

**2020 1st Quarter Outpatient**

- C01: Certification Summary
- C04: Top 30 Principal Diagnoses
- C08: Patients by Physician 1
- C09: Patients by Physician 2
- C10: Claim Count for 1st Physician
- C11: Claim Count for 2nd Physician
- C12: Certification Error Type List

### Processing Reports

### Certification Data File

[REQUEST CERT. DATA FILE](#)

### Certification

**2020 1st Quarter Outpatient 3 Events**

#### Certifier Name

Tiffany Overton [UPDATE CERTIFIER NAME](#)

You may certify your data with or without comments.  
If your data contains errors or you elect not to certify, you must provide an explanation using the comments area.  
To maintain confidentiality, comments must not divulge protected health information (PHI), such as the identity of patients or physicians. All comments will be released with the certified data.

#### Comments

You may call the help desk and arrange to regenerate and correct your facility's data, if needed.

[ELECT NOT TO CERTIFY](#) [CERTIFY](#)



# Provider Review of Data

- ✓ Facilities must provide their operating/ rendering physicians an opportunity to review, request correction of, and comment on records of patients for whom they are shown as rendering or operating.
- ✓ This is probably the most difficult part of certification!
- ✓ The process that facility follows is dependent upon the organizational and logistical structure of the facility.
- ✓ Factors that affect the process or amount of time involved include:
  - ✓ Number of operating/ rendering physicians
  - ✓ Location of practitioners
  - ✓ Interest of practitioners
- ✓ Each facility is responsible for developing the process and methods for collecting comments and corrections from operating/ rendering physicians, and for ensuring that their concerns are acted upon.
- ✓ Use of the outpatient reports is not required.

# Reports Available


## Reports

### 2020 1st Quarter Outpatient

- C01: Certification Summary
- C04: Top 30 Principal Diagnoses
- C08: Patients by Physician 1
- C09: Patients by Physician 2
- C10: Claim Count for 1st Physician
- C11: Claim Count for 2nd Physician
- C12: Certification Error Type List

### Certification Report Download

You have requested a certification report. Your report will be available shortly.



Generating Certification Report Download...

[CONTINUE CERTIFICATION](#) [CANCEL](#)

### Certification Report Download

Your report is ready for download.

[DOWNLOAD](#) [CLOSE](#)

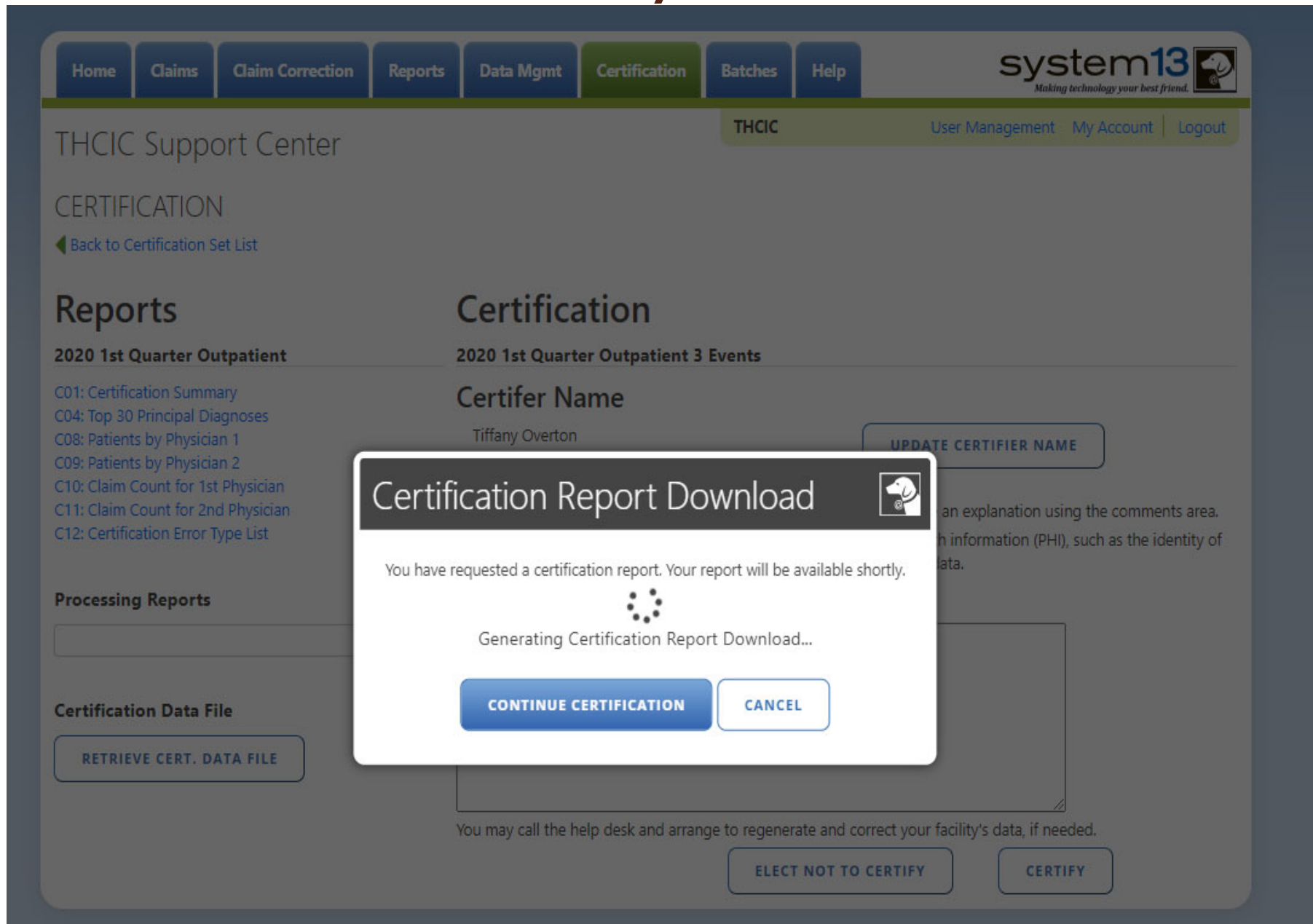
The Reports will be a downloadable PDF files.

# Reports C01 Certification Summary

The screenshot displays the 'system13' web application interface. At the top, there is a navigation bar with tabs for Home, Claims, Claim Correction, Reports, Data Mgmt, Certification (highlighted in green), Batches, and Help. The 'system13' logo is on the right with the tagline 'Making technology your best friend.' Below the navigation bar, the page title is 'THCIC Support Center' and there are links for 'User Management', 'My Account', and 'Logout'. The main content area is divided into two columns. The left column is titled 'Reports' and lists several report options: '2020 1st Quarter Outpatient' (highlighted with an orange arrow), 'C01: Certification Summary', 'C04: Top 30 Principal Diagnoses', 'C08: Patients by Physician 1', 'C09: Patients by Physician 2', 'C10: Claim Count for 1st Physician', 'C11: Claim Count for 2nd Physician', and 'C12: Certification Error Type List'. Below this list is a 'Processing Reports' dropdown menu and a 'Certification Data File' section with a 'REQUEST CERT. DATA FILE' button. The right column is titled 'Certification' and shows '2020 1st Quarter Outpatient 3 Events'. It includes a 'Certifier Name' field with the name 'Tiffany Overton' and an 'UPDATE CERTIFIER NAME' button. Below this is a text area for 'Comments' with instructions: 'You may certify your data with or without comments. If your data contains errors or you elect not to certify, you must provide an explanation using the comments area. To maintain confidentiality, comments must not divulge protected health information (PHI), such as the identity of patients or physicians. All comments will be released with the certified data.' At the bottom of the right column are two buttons: 'ELECT NOT TO CERTIFY' and 'CERTIFY'. A note at the bottom of the right column states: 'You may call the help desk and arrange to regenerate and correct your facility's data, if needed.'

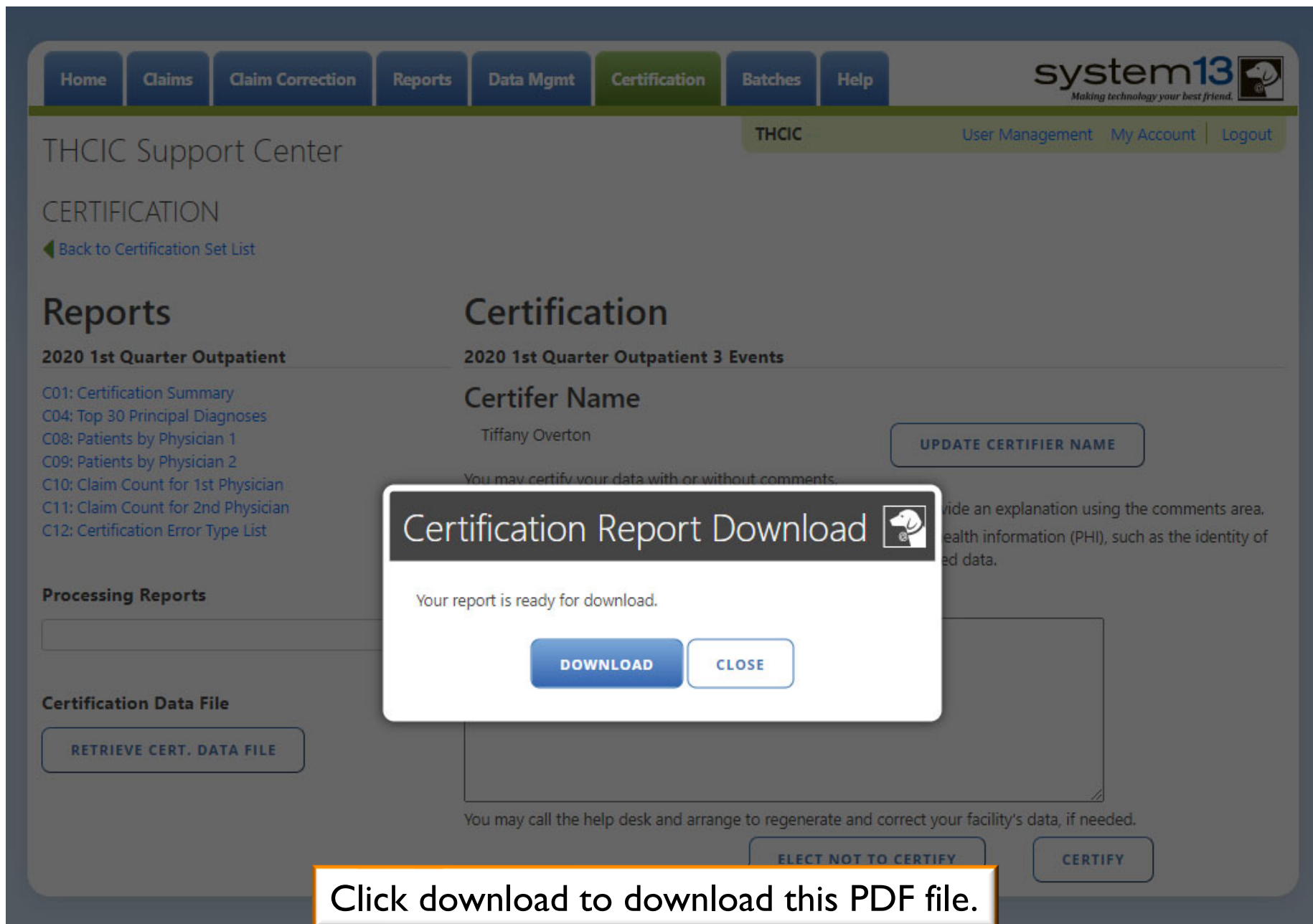
**The C01: Certification summary must be downloaded and saved before you can certify your data.**

# Reports C01 Certification Summary



The screenshot shows the 'system13' web application interface. The navigation bar includes 'Home', 'Claims', 'Claim Correction', 'Reports', 'Data Mgmt', 'Certification', 'Batches', and 'Help'. The 'Certification' tab is active. The main content area is titled 'THCIC Support Center' and 'CERTIFICATION'. A 'Back to Certification Set List' link is visible. The 'Reports' section lists various reports, including 'C01: Certification Summary'. The 'Certification' section shows '2020 1st Quarter Outpatient 3 Events' and 'Certifier Name: Tiffany Overton'. A modal dialog box titled 'Certification Report Download' is displayed in the foreground, containing the text: 'You have requested a certification report. Your report will be available shortly.' and 'Generating Certification Report Download...'. The dialog has two buttons: 'CONTINUE CERTIFICATION' and 'CANCEL'. The background interface is dimmed.

# Reports C01 Certification Summary



The screenshot shows the 'system13' web application interface. The navigation bar includes 'Home', 'Claims', 'Claim Correction', 'Reports', 'Data Mgmt', 'Certification', 'Batches', and 'Help'. The 'Certification' tab is active. The page title is 'THCIC Support Center' and the sub-section is 'CERTIFICATION'. A breadcrumb trail shows 'Back to Certification Set List'. The main content area is titled 'Reports' and 'Certification' for the '2020 1st Quarter Outpatient' period. Under 'Reports', a list includes: C01: Certification Summary, C04: Top 30 Principal Diagnoses, C08: Patients by Physician 1, C09: Patients by Physician 2, C10: Claim Count for 1st Physician, C11: Claim Count for 2nd Physician, and C12: Certification Error Type List. Under 'Certification', the 'Certifier Name' is 'Tiffany Overton' with an 'UPDATE CERTIFIER NAME' button. A modal window titled 'Certification Report Download' is open, displaying the message 'Your report is ready for download.' and two buttons: 'DOWNLOAD' and 'CLOSE'. At the bottom of the page, there are buttons for 'ELECT NOT TO CERTIFY' and 'CERTIFY'. A text box at the bottom of the screenshot contains the instruction: 'Click download to download this PDF file.'

# Reports C01

## Certification Summary (Page 1)

THCIC Report C01: Certification Summary (Outpatient - Institutional) Q4 2014  
 Report Date: 07-Jul-2015  
 THCIC ID: 000006 THCIC Trainee 1

Event Summary

Period	Count
Late for 3Q - July 2014	0
Late for 3Q - August 2014	0
Late for 3Q - September 2014	0
October 2014	145
November 2014	132
December 2014	153
<b>Total</b>	<b>430</b>

Provides a count of the events built for the quarter.

Charges Summary

Type	Amount
Total Charges	\$1,149,356.24
Average Charge	\$2,672.92
Minimum Charge	\$1,048.22
Maximum Charge	\$5,182.00
Standard Deviation	\$687.66

Lists charges summary for the events.

Lists charges summary for the events.

Charges Breakout

Category	Count
> \$250,000	0
\$1,000 - \$250,000	430
< \$1,000	0

Provides counts and percentages by payment source, both primary and secondary.

Claim Filing Indicator Code

Code	Primary	Percent	Second	Percent
Selfpay - 09	0	0.00%	0	0.00%
Central Certification - 10	0	0.00%	0	0.00%
Other NonFederal Programs - 11	20	4.65%	0	0.00%
Preferred Provider Organization (PPO) - 12	20	4.65%	0	0.00%
Point of Service (POS) - 13	12	2.79%	0	0.00%
Exclusive Provider Organization (EPO) - 14	18	4.19%	0	0.00%
Indemnity Insurance - 15	16	3.72%	0	0.00%
Health Maintenance Organization (HMO) Medicare Ris - 16	19	4.42%	0	0.00%
Dental Maintenance Organization - 17	15	3.49%	0	0.00%
Automobile Medical - AM	26	6.05%	0	0.00%
Blue Cross/Blue Shield - BL	20	4.65%	0	0.00%
CHAMPUS - CH	18	4.19%	0	0.00%
Commercial Insurance Co. - CI	19	4.42%	0	0.00%
Disability - DS	19	4.42%	0	0.00%
Federal Employees Program - FI	14	3.26%	0	0.00%
Health Maintenance Organization - HM	16	3.72%	0	0.00%
Liability - LI	0	0.00%	0	0.00%
Liability Medical - LM	17	3.95%	0	0.00%
Medicare Part A - MA	23	5.35%	0	0.00%
Medicare Part B - MB	15	3.49%	0	0.00%
Medicaid - MC	27	6.28%	0	0.00%
Other Federal Program - OF	19	4.42%	0	0.00%
Title V - TV	19	4.42%	0	0.00%
Veteran Administration Plan - VA	21	4.88%	0	0.00%
Workers Compensation Health Claim - WC	23	5.35%	0	0.00%
Mutually Defined - ZZ	0	0.00%	0	0.00%
Mutually Defined, Or SelfPay, Or Unknown, Or Charity - ZZ	14	3.26%	0	0.00%
Missing/Invalid	0	0.00%	430	100.00%

# Reports C01

## Certification Summary (Page 2)

THCIC Report C01: Certification Summary (Outpatient - Institutional) Q4 2014  
 Report Date: 07-Jul-2015  
 THCIC ID: 000006 THCIC Trainee 1

Patient Location

Location	Count	Percent
In state	6	1.40%
Out of state	424	98.60%
Out of country	0	0.00%
Missing/invalid	0	0.00%

Provides counts of patients that reside in Texas, outside of the state, or outside of the country.

Patient Race

Race	Count	Percent
American Indian/Eskimo/Aleut - 1	91	21.16%
Asian, Native Hawaiian or Pacific Islander - 2	87	20.23%
Black or African American - 3	85	19.77%
White - 4	74	17.21%
Other Race - 5	93	21.63%
Missing/invalid	0	0.00%

Provides counts and percentages of patients by gender.

Patient Age Breakdown

Age	Count	Percent
Less than 1 year	430	100.00%
1 - 17	0	0.00%
18 - 44	0	0.00%
45 - 64	0	0.00%
65 - 74	0	0.00%
> 74	0	0.00%
Missing/invalid	0	0.00%

Provides counts and percentages of patients by age.

Patient Gender

Gender	Count	Percent
Female - F	195	45.35%
Male - M	235	54.65%
Unknown - U	0	0.00%
Missing/invalid	0	0.00%

Provides counts and percentages of patients by race code.

Diagnosis & Procedure Codes Summary

Category	Diagnosis	Procedure
Avg. code count per encounter	6.00	0.00
Principal code only	0	0
No principal code	0	430

Provides counts and percentages of patients by ethnicity.

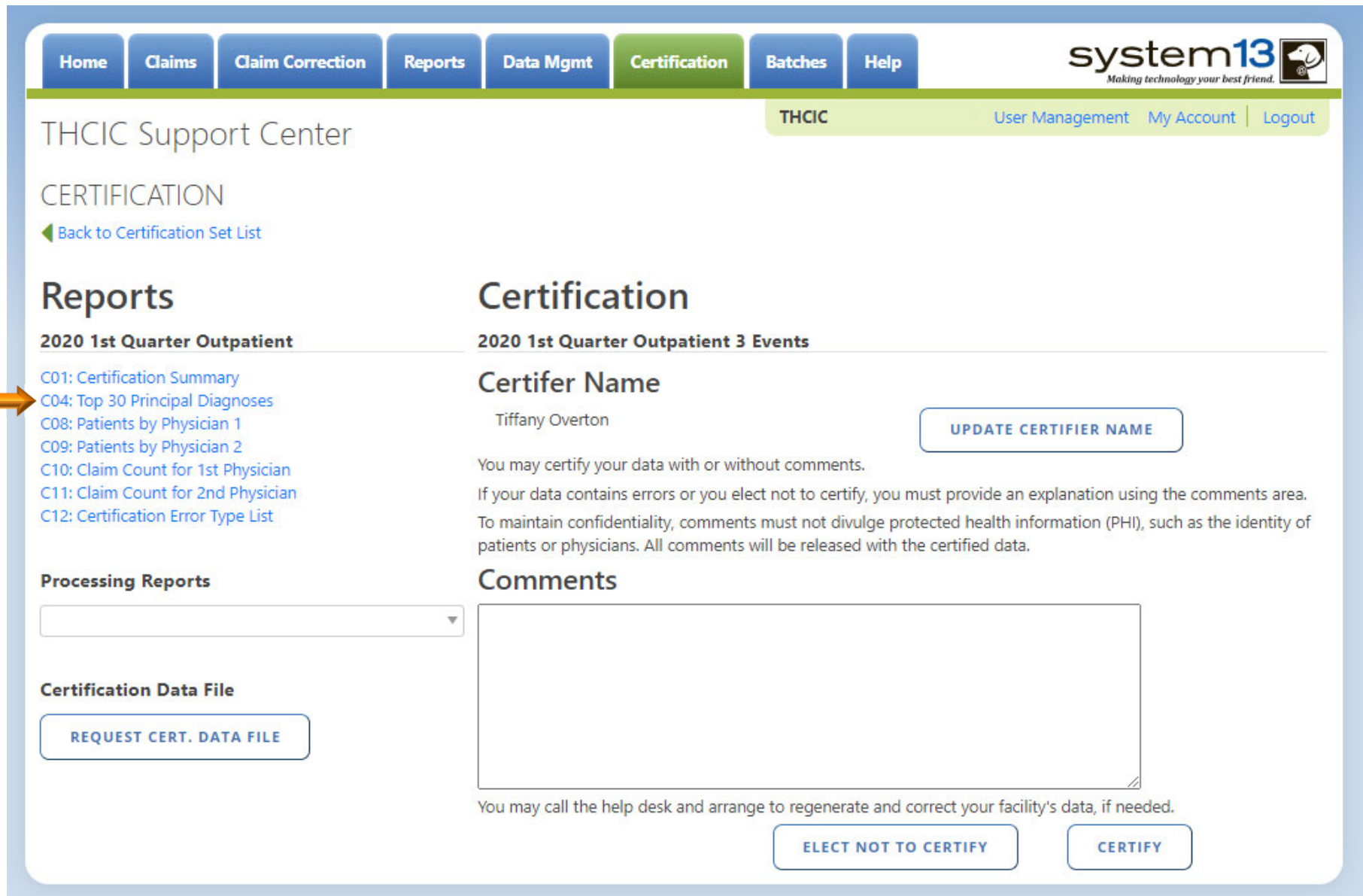
Patient Ethnicity

Ethnicity	Count	Percent
Hispanic origin - 1	188	43.72%
Not of Hispanic origin - 2	242	56.28%
Missing/invalid	0	0.00%

Provides counts and percentages for both diagnoses and procedure codes.

# Reports C04

## Top 30 Principal Diagnoses



Home Claims Claim Correction Reports Data Mgmt Certification Batches Help

system13  
Making technology your best friend.

THCIC User Management My Account Logout

THCIC Support Center

CERTIFICATION

[Back to Certification Set List](#)

### Reports

**2020 1st Quarter Outpatient**

- C01: Certification Summary
- C04: Top 30 Principal Diagnoses**
- C08: Patients by Physician 1
- C09: Patients by Physician 2
- C10: Claim Count for 1st Physician
- C11: Claim Count for 2nd Physician
- C12: Certification Error Type List

Processing Reports

Certification Data File

REQUEST CERT. DATA FILE

### Certification

**2020 1st Quarter Outpatient 3 Events**

#### Certifier Name

Tiffany Overton

UPDATE CERTIFIER NAME

You may certify your data with or without comments.  
If your data contains errors or you elect not to certify, you must provide an explanation using the comments area.  
To maintain confidentiality, comments must not divulge protected health information (PHI), such as the identity of patients or physicians. All comments will be released with the certified data.

#### Comments

You may call the help desk and arrange to regenerate and correct your facility's data, if needed.

ELECT NOT TO CERTIFY CERTIFY



# Reports C04

## Top 30 Principal Diagnoses



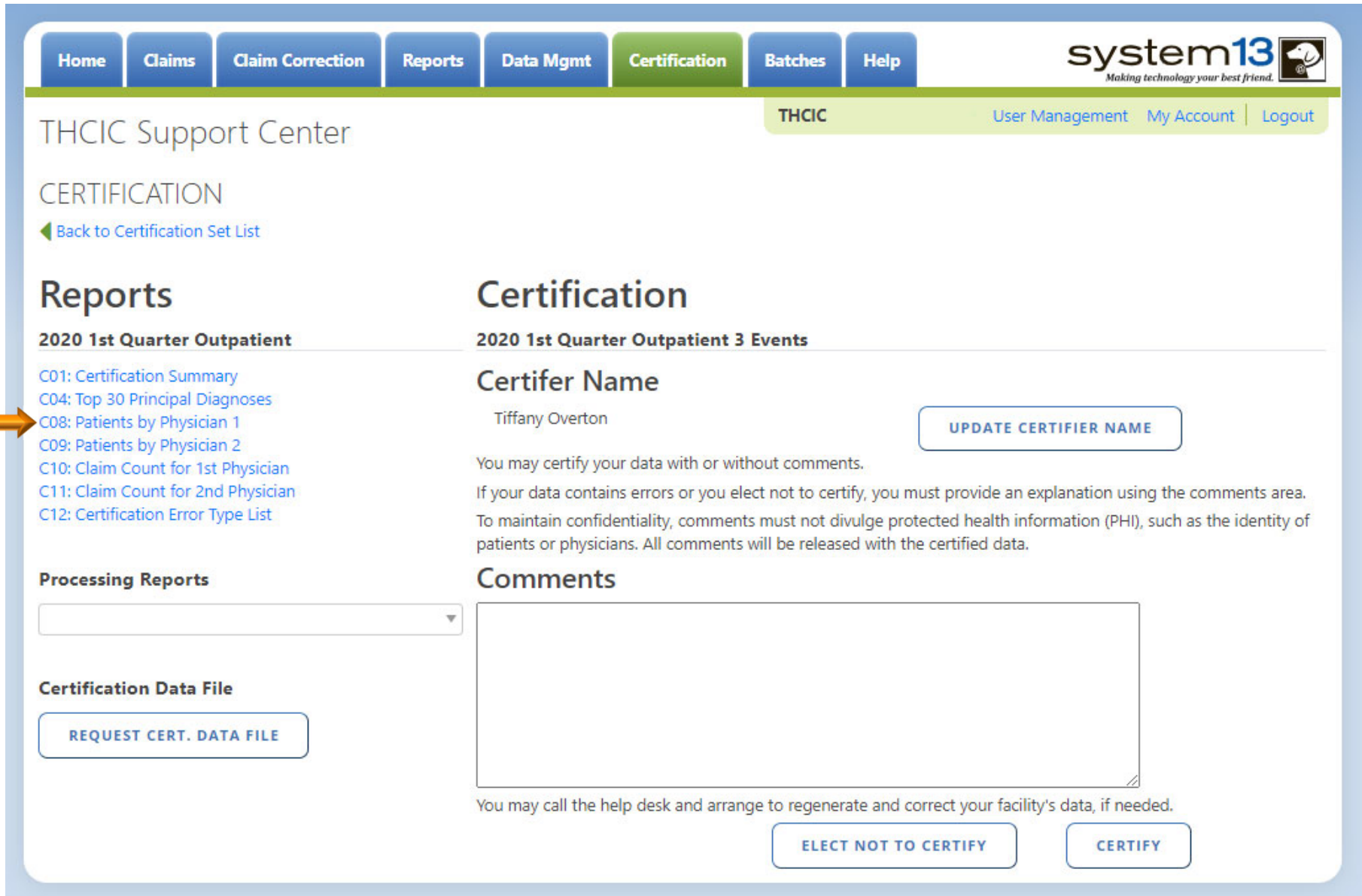
THCIC Report C04: Top 30 Principal Diagnoses (Outpatient - Institutional) Q4 2014  
Report Date: 07-Jul-2015  
THCIC ID: 000006 THCIC Trainee 1

Diag Code	Description	Perce nt	Avg. LOS in days	Total Discharges Avg. Charge	Under 1 Discharges Avg. Charge	1-17 Discharges Avg. Charge	18-44 Discharges Avg. Charge	45-64 Discharges Avg. Charge	65-74 Discharges Avg. Charge	Over 74 Discharges Avg. Charge
04619	OTHER CREUTZFELDT-JAKOB	0.70%	10.0	3 \$2,705.78	1 \$3,121.94					
94877	70-79% BOY BRN/70-79% 3D	0.47%	6.5	2 \$3,127.20	1 \$3,047.50					
33921	ACUT POST-TRAUMA HEADACH	0.47%	3.0	2 \$1,766.40	1 \$2,038.28					
66581	OB TRAUMA NEC-DELIVERED	0.47%	8.5	2 \$2,623.85						
9409	BURN EYE & ADNEXA NOS	0.47%	4.0	2 \$2,193.31						
9781	POIS-TYPH/PARATYPH VACC	0.23%	20.0	1 \$4,208.88						
36854	ACHROMATOPSIA	0.23%	10.0	1 \$2,723.53						
23872	LOW GRD MYELODYSPLST SYN	0.23%	7.0	1 \$3,261.14						
9985	POSTOPERATIVE INFECTION	0.23%	16.0	1 \$2,610.76						
37481	HEMORRHAGE OF EYELID	0.23%	8.0	1 \$3,101.55						
25514	OTH SECOND ALDOSTERONISM	0.23%	17.0	1 \$2,656.08						
V1324	PERSNL HIST VULVR DYSPLA	0.23%	17.0	1 \$1,699.15						
38651	HYPRACT LABYRINTH UNILAT	0.23%	9.0	1 \$3,076.80						
28801	CONGENITAL NEUTROPENIA	0.23%	14.0	1 \$2,088.94						
V159	HX-HEALTH HAZARD NOS	0.23%	5.0	1 \$2,895.50						
80513	FX C3 VERTEBRA-OPEN	0.23%	10.0	1 \$1,712.03						
29626	DEPR PSYCHOG-FULL REMISS	0.23%	7.0	1 \$2,693.25						
V494	DISFIGUREMENTS OF LIMBS	0.23%	22.0	1 \$2,605.61						
01110	TB LUNG NODULAR-UNSPEC	0.23%	23.0	1 \$2,723.36						
82010	FX FEMUR INTRCAP NOS-OPN									

This report is presented in descending order by total charges for each of the top 30 principal diagnosis.

# Reports C08

## Patients by Operating/Rendering | Physician



Home Claims Claim Correction Reports Data Mgmt Certification Batches Help

system13  
Making technology your best friend.

THCIC User Management My Account Logout

THCIC Support Center

CERTIFICATION

[Back to Certification Set List](#)

### Reports

**2020 1st Quarter Outpatient**

- [C01: Certification Summary](#)
- [C04: Top 30 Principal Diagnoses](#)
- [C08: Patients by Physician 1](#)
- [C09: Patients by Physician 2](#)
- [C10: Claim Count for 1st Physician](#)
- [C11: Claim Count for 2nd Physician](#)
- [C12: Certification Error Type List](#)

**Processing Reports**

**Certification Data File**

[REQUEST CERT. DATA FILE](#)

### Certification

**2020 1st Quarter Outpatient 3 Events**

#### Certifier Name

Tiffany Overton

[UPDATE CERTIFIER NAME](#)

You may certify your data with or without comments.  
If your data contains errors or you elect not to certify, you must provide an explanation using the comments area.  
To maintain confidentiality, comments must not divulge protected health information (PHI), such as the identity of patients or physicians. All comments will be released with the certified data.

#### Comments

You may call the help desk and arrange to regenerate and correct your facility's data, if needed.

[ELECT NOT TO CERTIFY](#) [CERTIFY](#)

# Reports C08

## Patients by Operating/Rendering I Physician

THCIC Report C08: Patients by Physician 1 (Outpatient - Institutional) Q4 2014  
Report Date: 07-Jul-2015  
THCIC ID: 000006 THCIC Trainee 1

Operating/Rendering1 Physician: , 5065

**DIFFERENT, SVCDATES**

PCN: L241ANDC241 MRN: 12345678A Race: 4 White	From: 2009-10-30 Thru: 2009-10-30 Eth: 2 Not of Hispanic origin	Sex: F Age: 54 LOS: 1	Operating/Rendering1: , 5065 Other/Rendering2: Unassigned	Ancil Chg: \$0.00
Princ. DX: 71516 LOC PRIM OSTEOART-LLEG			Other DX1: 71966 JOINT SYMPTOM NEC-LLEG	
			Other DX2: 71906 JOINT EFFUSION-LLEG	

**GOOD, ALLEN**

PCN: C241ANDC247 MRN: 12345678A Race: 4 White	From: 2009-10-30 Thru: 2009-10-30 Eth: 2 Not of Hispanic origin	Sex: F Age: 54 LOS: 1	Operating/Rendering1: , 5065 Other/Rendering2: Unassigned	Ancil Chg: \$0.00
Princ. DX: 71516 LOC PRIM OSTEOART-LLEG			Other DX1: 71906 JOINT EFFUSION-LLEG	
			Other DX2: 71946 JOINT PAIN-LLEG	
			Other DX3: 7197 DIFFICULTY IN WALKING	

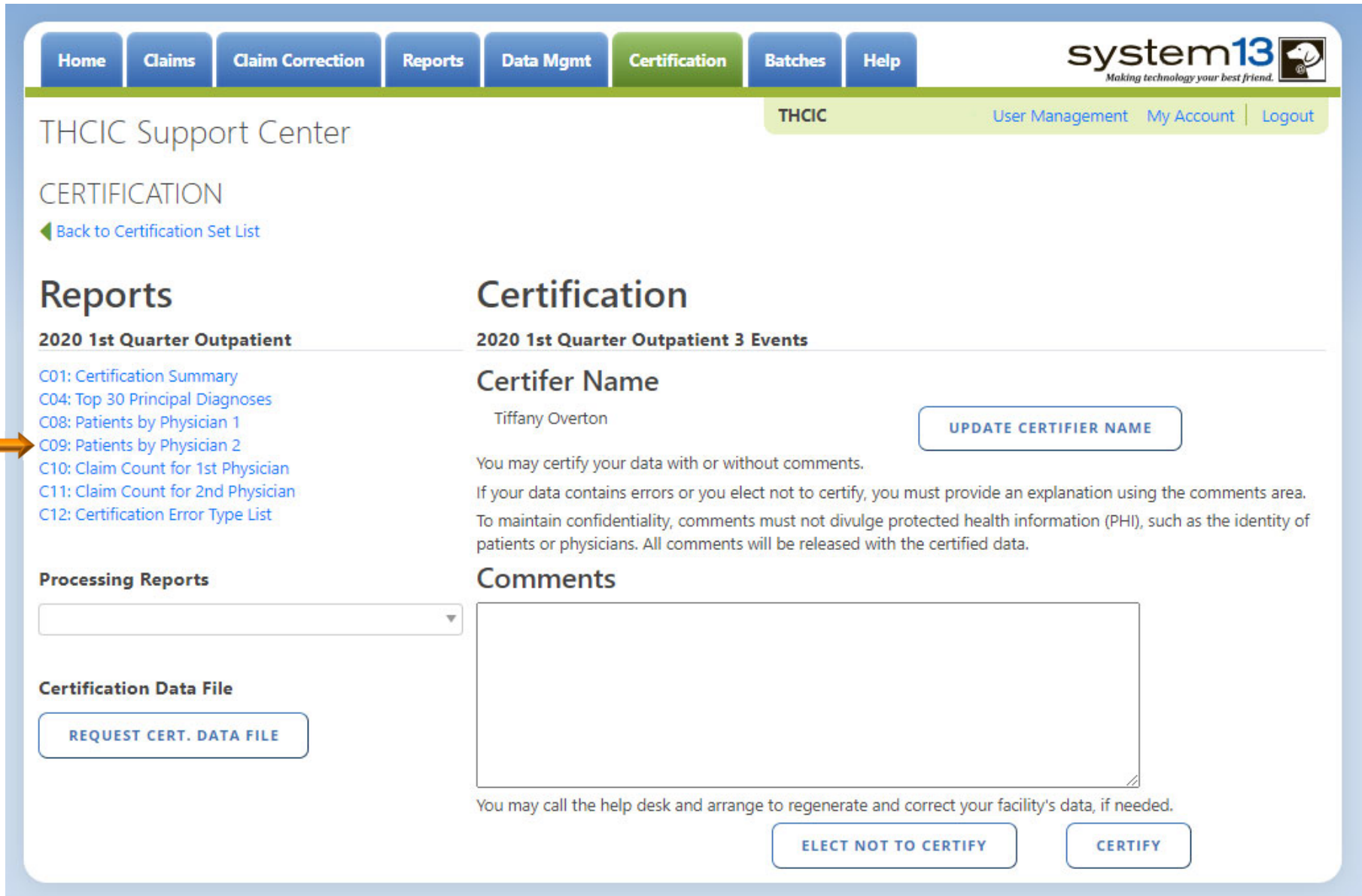
**GOOD, HARRY**

PCN: C241 MRN: 12345678A Race: 4 White	From: 2009-10-30 Thru: 2009-10-30 Eth: 2 Not of Hispanic origin	Sex: F Age: 54 LOS: 1	Operating/Rendering1: , 5065 Other/Rendering2: Unassigned	Ancil Chg: \$0.00
Princ. DX: 71516 LOC PRIM OSTEOART-LLEG			Other DX1: 71906 JOINT EFFUSION-LLEG	
			Other DX2: 71946 JOINT PAIN-LLEG	
			Other DX3: 7197 DIFFICULTY IN WALKING	

This report is presented by patients by operating/ rendering physician.

# Reports C09

## Patients by Operating/Rendering 2 Physician



Home Claims Claim Correction Reports Data Mgmt Certification Batches Help

system13  
Making technology your best friend.

THCIC User Management My Account Logout

THCIC Support Center

CERTIFICATION

[Back to Certification Set List](#)

### Reports

**2020 1st Quarter Outpatient**

- [C01: Certification Summary](#)
- [C04: Top 30 Principal Diagnoses](#)
- [C08: Patients by Physician 1](#)
- [C09: Patients by Physician 2](#)
- [C10: Claim Count for 1st Physician](#)
- [C11: Claim Count for 2nd Physician](#)
- [C12: Certification Error Type List](#)

**Processing Reports**

**Certification Data File**

[REQUEST CERT. DATA FILE](#)

### Certification

**2020 1st Quarter Outpatient 3 Events**

#### Certifier Name

Tiffany Overton

[UPDATE CERTIFIER NAME](#)

You may certify your data with or without comments.  
If your data contains errors or you elect not to certify, you must provide an explanation using the comments area.  
To maintain confidentiality, comments must not divulge protected health information (PHI), such as the identity of patients or physicians. All comments will be released with the certified data.

#### Comments

You may call the help desk and arrange to regenerate and correct your facility's data, if needed.

[ELECT NOT TO CERTIFY](#) [CERTIFY](#)

# Reports C09

## Patients by Operating/Rendering 2 Physician



THCIC Report C09: Patients by Physician 2 (Outpatient - Institutional) Q4 2014  
Report Date: 07-Jul-2015  
THCIC ID: 000006 THCIC Trainee 1

Other/Rendering2 Physician: , 5065

### ADJUST, ROSS

PCN: C240C247	From: 2009-10-30	Sex: F	Operating/Rendering1: BURNET, BROOKS 5065	Ancil Chg: \$0.00
MRN: 12345678A	Thru: 2009-10-30	Age: 54	Other/Rendering2: , 5065	
Race: 4 White	Eth: 2 Not of Hispanic origin	LOS: 1		
Princ. DX: 71516 LOC PRIM OSTEOART-L/LEG    Other DX1: 7197 DIFFICULTY IN WALKING    Other DX2: 71946 JOINT PAIN-L/LEG				

### GOOD, ROSS

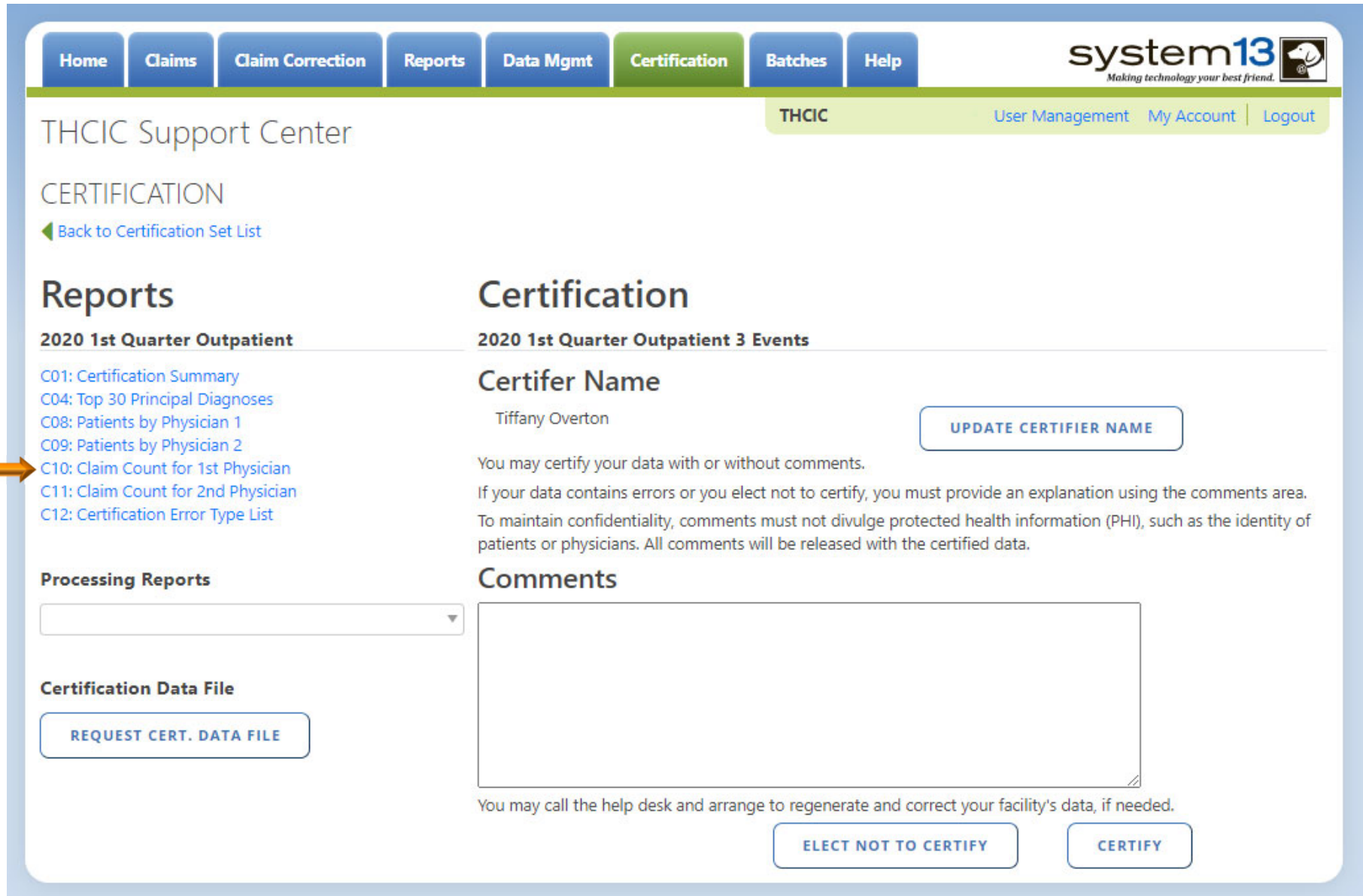
PCN: C240	From: 2009-10-30	Sex: F	Operating/Rendering1: BURNET, BROOKS 5065	Ancil Chg: \$0.00
MRN: 12345678A	Thru: 2009-10-30	Age: 54	Other/Rendering2: , 5065	
Race: 4 White	Eth: 2 Not of Hispanic origin	LOS: 1		
Princ. DX: 71516 LOC PRIM OSTEOART-L/LEG    Other DX1: 71908 JOINT EFFUSION-L/LEG    Other DX2: 71946 JOINT PAIN-L/LEG    Other DX3: 7197 DIFFICULTY IN WALKING				

### LATE, ROBERT

PCN: L240	From: 2009-10-30	Sex: F	Operating/Rendering1: BURNET, BROOKS 5065	Ancil Chg: \$0.00
MRN: 12345678A	Thru: 2009-10-30	Age: 54	Other/Rendering2: , 5065	
Race: 4 White	Eth: 2 Not of Hispanic origin	LOS: 1		
Princ. DX: 71516 LOC PRIM OSTEOART-L/LEG    Other DX1: 71908 JOINT EFFUSION-L/LEG    Other DX2: 71946 JOINT PAIN-L/LEG    Other DX3: 7197 DIFFICULTY IN WALKING				

This report is presented by patients by operating/ rendering 2 physician.

# Reports C10 Claim Count for 1<sup>st</sup> Physician



Home Claims Claim Correction Reports Data Mgmt Certification Batches Help

system13  
Making technology your best friend.

THCIC User Management My Account Logout

THCIC Support Center

CERTIFICATION

[Back to Certification Set List](#)

## Reports

**2020 1st Quarter Outpatient**

- [C01: Certification Summary](#)
- [C04: Top 30 Principal Diagnoses](#)
- [C08: Patients by Physician 1](#)
- [C09: Patients by Physician 2](#)
- [C10: Claim Count for 1st Physician](#)
- [C11: Claim Count for 2nd Physician](#)
- [C12: Certification Error Type List](#)

**Processing Reports**

**Certification Data File**

[REQUEST CERT. DATA FILE](#)

## Certification

**2020 1st Quarter Outpatient 3 Events**

### Certifier Name

Tiffany Overton

[UPDATE CERTIFIER NAME](#)

You may certify your data with or without comments.  
If your data contains errors or you elect not to certify, you must provide an explanation using the comments area.  
To maintain confidentiality, comments must not divulge protected health information (PHI), such as the identity of patients or physicians. All comments will be released with the certified data.

### Comments

You may call the help desk and arrange to regenerate and correct your facility's data, if needed.

[ELECT NOT TO CERTIFY](#) [CERTIFY](#)

# Reports C10

## Claim Count for 1<sup>st</sup> Physician



THCIC Report C10: Claim Count for 1st Physician (Outpatient - Institutional) Q1 2020

Report Date: 24-Jun-2020

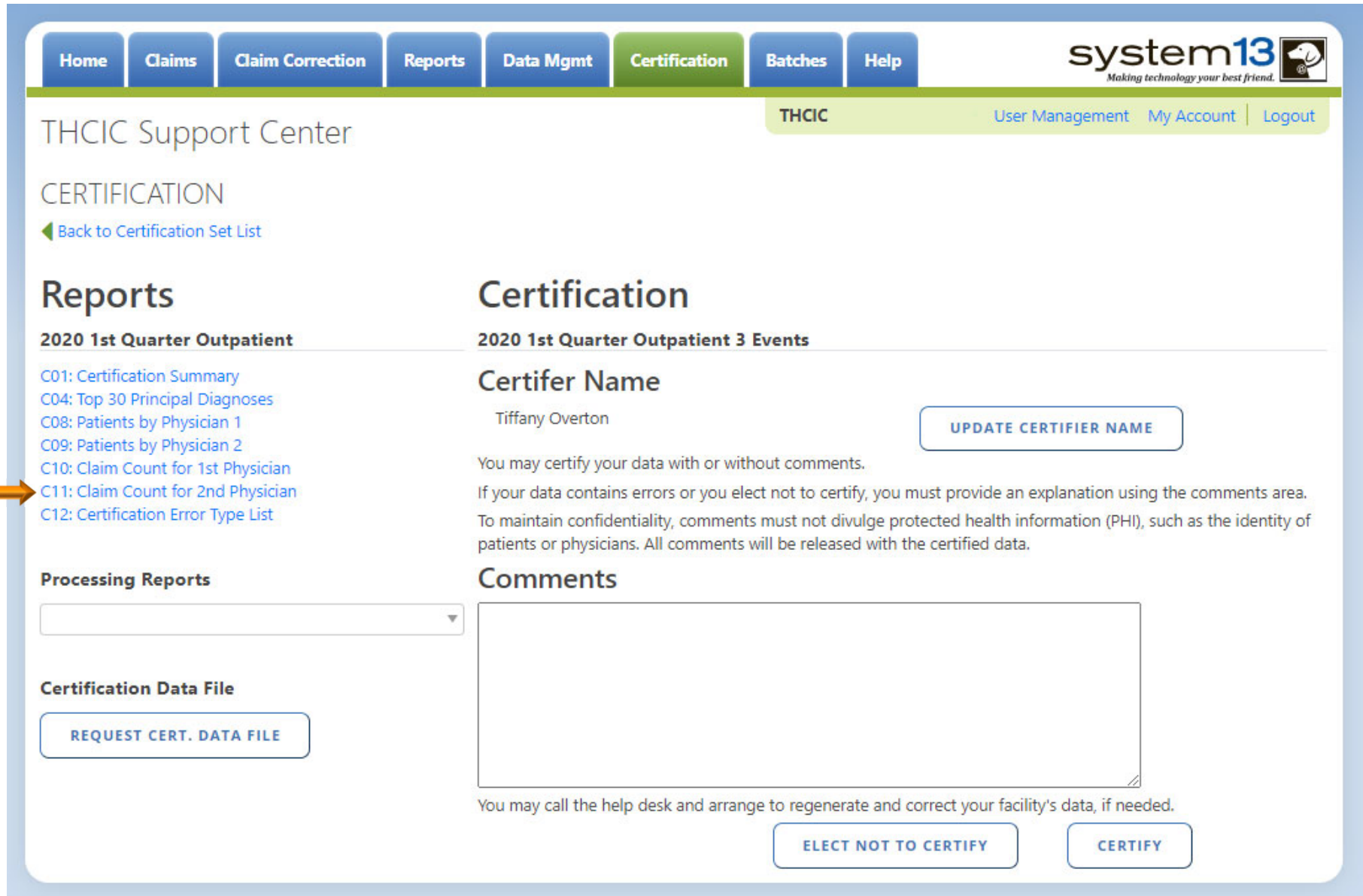
THCIC ID:

### Claim Count for First Physician

Name	License Number	Count
Fake, Doctor 1	1111111111	98
Fake, Doctor 2	1111111112	121
Fake, Doctor 3	1111111113	1
Fake, Doctor 4	1111111114	97
Fake, Doctor 5	1111111115	120
Fake, Doctor 6	1111111116	113
Fake, Doctor 7	1111111117	122
Total Claim Count		672

# Reports C I I

## Claim Count for 2<sup>nd</sup> Physician



Home Claims Claim Correction Reports Data Mgmt Certification Batches Help

system13  
Making technology your best friend.

THCIC User Management My Account Logout

THCIC Support Center

CERTIFICATION

[Back to Certification Set List](#)

### Reports

**2020 1st Quarter Outpatient**

- [C01: Certification Summary](#)
- [C04: Top 30 Principal Diagnoses](#)
- [C08: Patients by Physician 1](#)
- [C09: Patients by Physician 2](#)
- [C10: Claim Count for 1st Physician](#)
- [C11: Claim Count for 2nd Physician](#)
- [C12: Certification Error Type List](#)

Processing Reports

Certification Data File

[REQUEST CERT. DATA FILE](#)

### Certification

**2020 1st Quarter Outpatient 3 Events**

#### Certifier Name

Tiffany Overton

[UPDATE CERTIFIER NAME](#)

You may certify your data with or without comments.  
If your data contains errors or you elect not to certify, you must provide an explanation using the comments area.  
To maintain confidentiality, comments must not divulge protected health information (PHI), such as the identity of patients or physicians. All comments will be released with the certified data.

#### Comments

You may call the help desk and arrange to regenerate and correct your facility's data, if needed.

[ELECT NOT TO CERTIFY](#) [CERTIFY](#)



# Reports C11

## Claim Count for 2<sup>nd</sup> Physician

THCIC Report C11: Claim Count for 2nd Physician (Outpatient - Institutional) Q1 2020

Report Date: 24-Jun-2020

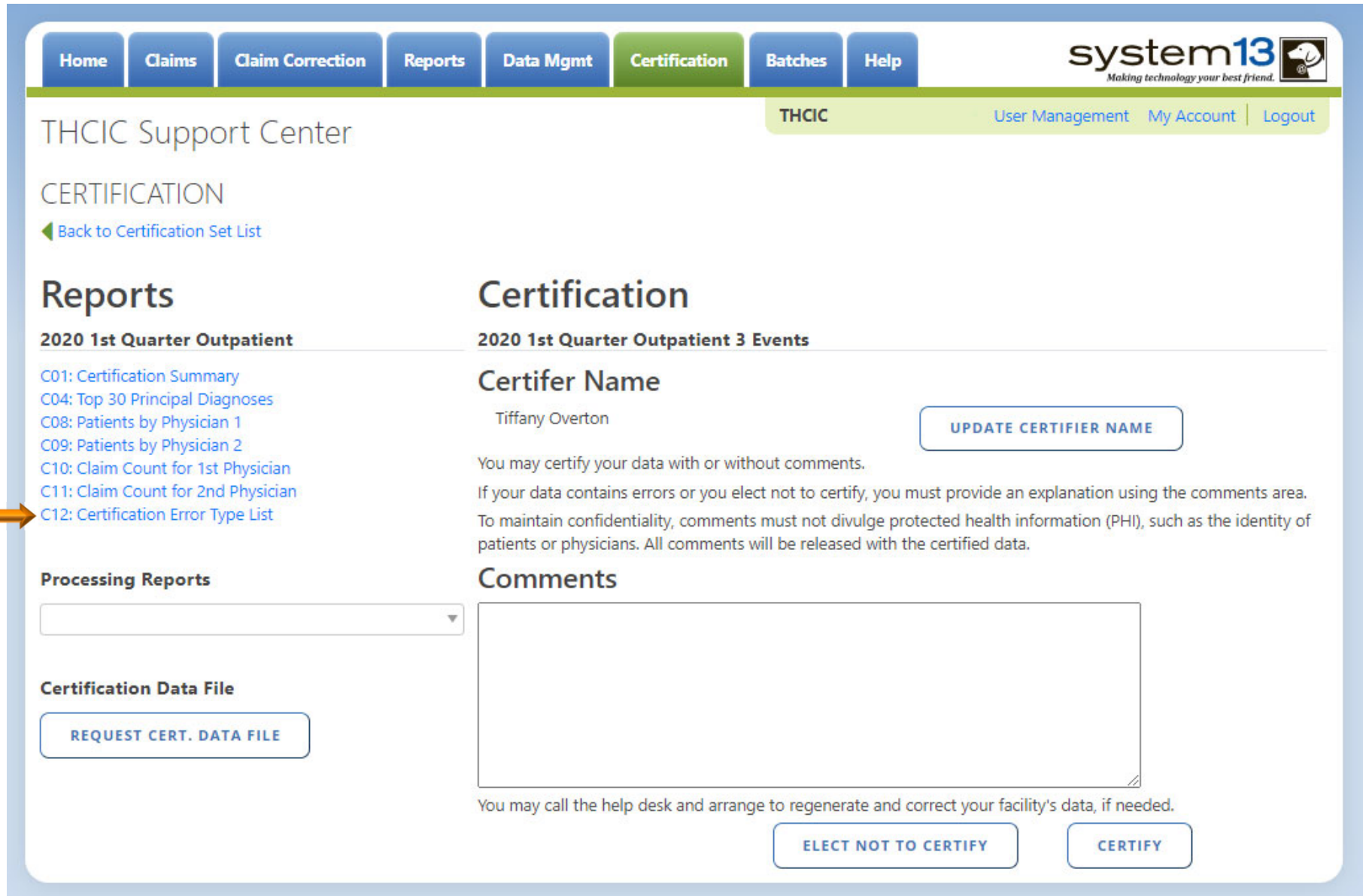
THCIC ID:

Claim Count for Second Physician

Name	License Number	Count
Fake, Doctor 8	0111111108	98
Fake, Doctor 9	0111111109	121
Fake, Doctor 10	0111111110	1
Fake, Doctor 11	0111111111	97
Fake, Doctor 12	0111111112	120
Fake, Doctor 13	0111111113	113
Fake, Doctor 14	0111111114	122
Total Claim Count		672

# Reports C12

## Certification Error Type List



Home Claims Claim Correction Reports Data Mgmt **Certification** Batches Help

system13  
Making technology your best friend.

THCIC User Management My Account Logout

THCIC Support Center

CERTIFICATION

[Back to Certification Set List](#)

### Reports

**2020 1st Quarter Outpatient**

- [C01: Certification Summary](#)
- [C04: Top 30 Principal Diagnoses](#)
- [C08: Patients by Physician 1](#)
- [C09: Patients by Physician 2](#)
- [C10: Claim Count for 1st Physician](#)
- [C11: Claim Count for 2nd Physician](#)
- [C12: Certification Error Type List](#)

### Certification

**2020 1st Quarter Outpatient 3 Events**

#### Certifier Name

Tiffany Overton

[UPDATE CERTIFIER NAME](#)

You may certify your data with or without comments.  
If your data contains errors or you elect not to certify, you must provide an explanation using the comments area.  
To maintain confidentiality, comments must not divulge protected health information (PHI), such as the identity of patients or physicians. All comments will be released with the certified data.

#### Comments

You may call the help desk and arrange to regenerate and correct your facility's data, if needed.

[ELECT NOT TO CERTIFY](#) [CERTIFY](#)

**Processing Reports**

**Certification Data File**

[REQUEST CERT. DATA FILE](#)

# Reports C12

## Certification Error Type List



THCIC Report C12: Certification Error Type List (Outpatient - Institutional) Q1 2020

Report Date: 24-Jun-2020


THCIC ID:

---

There are no errors for the specified events.

# Processing Reports

Home Claims Claim Correction Reports Data Mgmt Certification Batches Help



*Making technology your best friend.*

THCIC
User Management
My Account
Logout

## THCIC Support Center

### CERTIFICATION

[Back to Certification Set List](#)

### Reports

**2020 1st Quarter Outpatient**

- [C01: Certification Summary](#)
- [C04: Top 30 Principal Diagnoses](#)
- [C08: Patients by Physician 1](#)
- [C09: Patients by Physician 2](#)
- [C10: Claim Count for 1st Physician](#)
- [C11: Claim Count for 2nd Physician](#)
- [C12: Certification Error Type List](#)

**Processing Reports**

▼

**Certification Data File**

REQUEST CERT. DATA FILE

### Certification

**2020 1st Quarter Outpatient 3 Events**

#### Certifier Name

Tiffany Overton

UPDATE CERTIFIER NAME

You may certify your data with or without comments.  
 If your data contains errors or you elect not to certify, you must provide an explanation using the comments area.  
 To maintain confidentiality, comments must not divulge protected health information (PHI), such as the identity of patients or physicians. All comments will be released with the certified data.

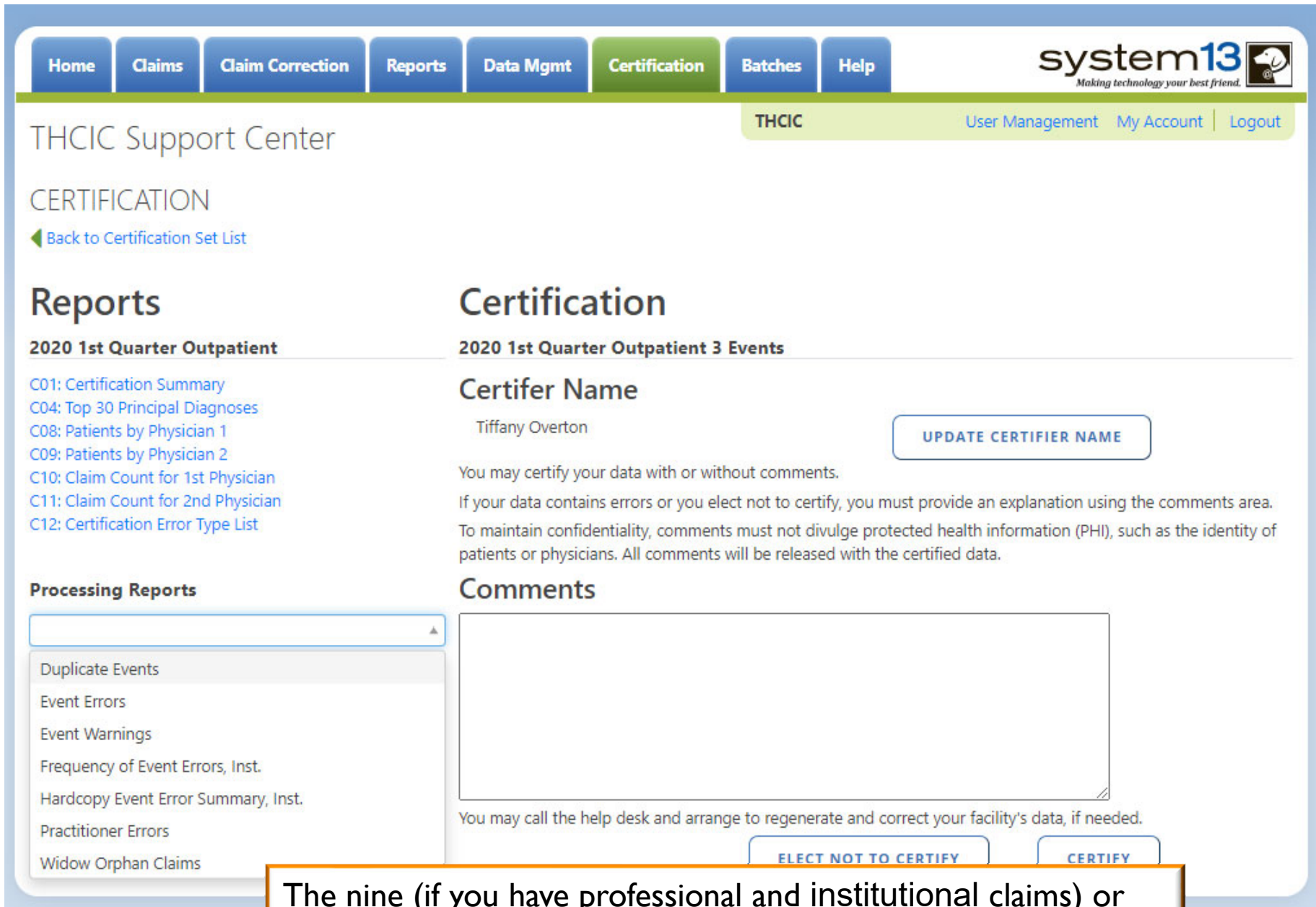
#### Comments

You may call the help desk and arrange to regenerate and correct your facility's data, if needed.

ELECT NOT TO CERTIFY

CERTIFY

# Processing Reports



The screenshot shows the 'system13' web application interface. At the top, there is a navigation bar with buttons for Home, Claims, Claim Correction, Reports, Data Mgmt, Certification (highlighted in green), Batches, and Help. The 'system13' logo is on the right with the tagline 'Making technology your best friend.' Below the navigation bar, the page title is 'THCIC Support Center' and there are links for 'User Management', 'My Account', and 'Logout'. The main content area is divided into two columns. The left column is titled 'Reports' and contains a list of reports under the heading '2020 1st Quarter Outpatient': C01: Certification Summary, C04: Top 30 Principal Diagnoses, C08: Patients by Physician 1, C09: Patients by Physician 2, C10: Claim Count for 1st Physician, C11: Claim Count for 2nd Physician, and C12: Certification Error Type List. Below this list is a 'Processing Reports' dropdown menu with options: Duplicate Events, Event Errors, Event Warnings, Frequency of Event Errors, Inst., Hardcopy Event Error Summary, Inst., Practitioner Errors, and Widow Orphan Claims. The right column is titled 'Certification' and contains the heading '2020 1st Quarter Outpatient 3 Events' and 'Certifier Name' with the name 'Tiffany Overton' and an 'UPDATE CERTIFIER NAME' button. Below this is a paragraph of instructions: 'You may certify your data with or without comments. If your data contains errors or you elect not to certify, you must provide an explanation using the comments area. To maintain confidentiality, comments must not divulge protected health information (PHI), such as the identity of patients or physicians. All comments will be released with the certified data.' This is followed by a 'Comments' section with a large text input area and a paragraph: 'You may call the help desk and arrange to regenerate and correct your facility's data, if needed.' At the bottom of the certification section are two buttons: 'ELECT NOT TO CERTIFY' and 'CERTIFY'.

The nine (if you have professional and institutional claims) or seven (if institutional only). The processing result reports describe the results of the event build process.

# Processing Reports Duplicate Events

The screenshot shows the 'system13' web application interface. At the top, there is a navigation bar with buttons for Home, Claims, Claim Correction, Reports, Data Mgmt, Certification (highlighted in green), Batches, and Help. To the right of the navigation bar is the 'system13' logo with the tagline 'Making technology your best friend.' and a small icon of a dog. Below the navigation bar, there is a header area with 'THCIC' on the left and 'User Management | My Account | Logout' on the right. The main content area is divided into two columns. The left column is titled 'Reports' and contains a list of report types: '2020 1st Quarter Outpatient' (bolded), 'C01: Certification Summary', 'C04: Top 30 Principal Diagnoses', 'C08: Patients by Physician 1', 'C09: Patients by Physician 2', 'C10: Claim Count for 1st Physician', 'C11: Claim Count for 2nd Physician', and 'C12: Certification Error Type List'. Below this list is a section titled 'Processing Reports' with a dropdown menu. An orange arrow points to the 'Duplicate Events' option in the dropdown. The right column is titled 'Certification' and contains '2020 1st Quarter Outpatient 3 Events' (bolded), 'Certifier Name' (Tiffany Overton), and an 'UPDATE CERTIFIER NAME' button. Below this is a text area for comments with instructions: 'You may certify your data with or without comments. If your data contains errors or you elect not to certify, you must provide an explanation using the comments area. To maintain confidentiality, comments must not divulge protected health information (PHI), such as the identity of patients or physicians. All comments will be released with the certified data.' At the bottom of the right column are two buttons: 'ELECT NOT TO CERTIFY' and 'CERTIFY'.

Home Claims Claim Correction Reports Data Mgmt Certification Batches Help

system13  
Making technology your best friend.

THCIC User Management My Account Logout

THCIC Support Center

CERTIFICATION

[Back to Certification Set List](#)

## Reports

**2020 1st Quarter Outpatient**

- C01: Certification Summary
- C04: Top 30 Principal Diagnoses
- C08: Patients by Physician 1
- C09: Patients by Physician 2
- C10: Claim Count for 1st Physician
- C11: Claim Count for 2nd Physician
- C12: Certification Error Type List

## Processing Reports

- Duplicate Events
- Event Errors
- Event Warnings
- Frequency of Event Errors, Inst.
- Hardcopy Event Error Summary, Inst.
- Practitioner Errors
- Widow Orphan Claims

## Certification

**2020 1st Quarter Outpatient 3 Events**

Certifier Name

Tiffany Overton

[UPDATE CERTIFIER NAME](#)

You may certify your data with or without comments.

If your data contains errors or you elect not to certify, you must provide an explanation using the comments area. To maintain confidentiality, comments must not divulge protected health information (PHI), such as the identity of patients or physicians. All comments will be released with the certified data.

## Comments

You may call the help desk and arrange to regenerate and correct your facility's data, if needed.

[ELECT NOT TO CERTIFY](#) [CERTIFY](#)

# Processing Reports

## Duplicate Events

Texas Health Care Information Collection  
Duplicate Events Summary Report - Outpatient  
Date: Date Report Ran

```

□
      THCIC: 000005   System13

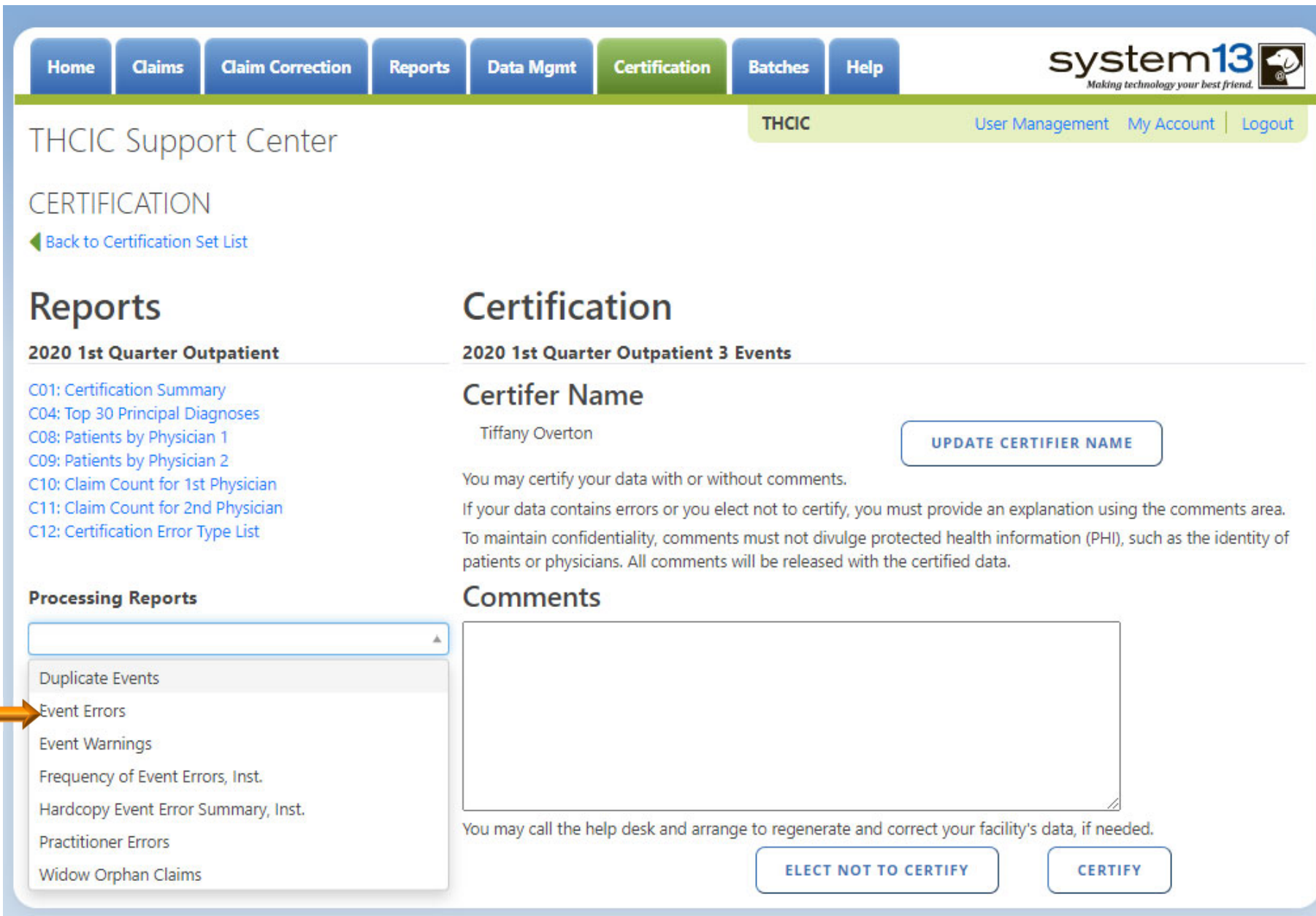
                THCIC# 000002   System13 QA 2

E
R ENCOUNTER          LAST NAME          BIRTH          PATIENT          MEDICAL          ADMIT          STMT          STMT
R   ID              &                   DATE           CONTROL NUMBER   RECORD NUMBER   DATE          FROM          THRU
| |                | |   FIRST INITIAL   | |   | |   | |   | |   | |   | |   | |   | |   | |   | |   | |
| |                | |   | |   | |   | |   | |   | |   | |   | |   | |   | |   | |   | |
-----
NO DUPLICATE or CROSS-OVER ENCOUNTERS DETECTED.
  
```

The “Duplicate Report” will list duplicate event errors that have occurred. If a facility has duplicate event errors, these errors should be corrected. The facility will have to contact System13 to make these changes.

# Processing Reports

## Event Errors



The screenshot shows the 'system13' web application interface. The navigation bar includes 'Home', 'Claims', 'Claim Correction', 'Reports', 'Data Mgmt', 'Certification' (highlighted), 'Batches', and 'Help'. The user is logged in as 'THCIC' with options for 'User Management', 'My Account', and 'Logout'. The main content area is titled 'THCIC Support Center' and 'CERTIFICATION'. A link 'Back to Certification Set List' is visible. The 'Reports' section lists various reports under '2020 1st Quarter Outpatient', including 'C01: Certification Summary' through 'C12: Certification Error Type List'. The 'Certification' section shows the 'Certifier Name' as 'Tiffany Overton' with an 'UPDATE CERTIFIER NAME' button. Below this, there is explanatory text about certifying data and a 'Comments' section with a text area. At the bottom, there are 'ELECT NOT TO CERTIFY' and 'CERTIFY' buttons. A dropdown menu for 'Processing Reports' is open, listing options like 'Duplicate Events', 'Event Errors', 'Event Warnings', 'Frequency of Event Errors, Inst.', 'Hardcopy Event Error Summary, Inst.', 'Practitioner Errors', and 'Widow Orphan Claims'. An orange arrow points to the 'Event Errors' option in the dropdown.

Home Claims Claim Correction Reports Data Mgmt Certification Batches Help

system13  
Making technology your best friend.

THCIC User Management My Account Logout

THCIC Support Center

CERTIFICATION

[Back to Certification Set List](#)

### Reports

**2020 1st Quarter Outpatient**

- [C01: Certification Summary](#)
- [C04: Top 30 Principal Diagnoses](#)
- [C08: Patients by Physician 1](#)
- [C09: Patients by Physician 2](#)
- [C10: Claim Count for 1st Physician](#)
- [C11: Claim Count for 2nd Physician](#)
- [C12: Certification Error Type List](#)

### Certification

**2020 1st Quarter Outpatient 3 Events**

#### Certifier Name

Tiffany Overton

[UPDATE CERTIFIER NAME](#)

You may certify your data with or without comments.  
If your data contains errors or you elect not to certify, you must provide an explanation using the comments area.  
To maintain confidentiality, comments must not divulge protected health information (PHI), such as the identity of patients or physicians. All comments will be released with the certified data.

#### Comments

You may call the help desk and arrange to regenerate and correct your facility's data, if needed.

[ELECT NOT TO CERTIFY](#) [CERTIFY](#)

#### Processing Reports

- Duplicate Events
- Event Errors
- Event Warnings
- Frequency of Event Errors, Inst.
- Hardcopy Event Error Summary, Inst.
- Practitioner Errors
- Widow Orphan Claims



# Processing Reports

## Event Errors

Texas Health Care Information Collection  
Encounter Edit Report  
System13

THCIC: 000005

Date: Date Report Ran

Encounter Edit Report  
System13 QA 2

THCIC:000002

Date: 06/11/10

MedRec#	PatCtrl#	SSN#	Admission	ErrCode
12345678A	L131	444024323	20090730	813
	L131	444024323	20090730	813

The “Event Edit Report” lists errors that prevented events from being built. Events were NOT created for these events, and errors on this report should be corrected.

# Processing Reports Event Warnings

The screenshot shows the 'system13' web application interface. At the top, there is a navigation bar with buttons for Home, Claims, Claim Correction, Reports, Data Mgmt, Certification (highlighted in green), Batches, and Help. The 'system13' logo is on the right with the tagline 'Making technology your best friend.' Below the navigation bar, the page title is 'THCIC Support Center' and there are links for 'User Management', 'My Account', and 'Logout'. The main content area is divided into two columns. The left column is titled 'Reports' and contains a list of reports under the heading '2020 1st Quarter Outpatient', including 'C01: Certification Summary', 'C04: Top 30 Principal Diagnoses', 'C08: Patients by Physician 1', 'C09: Patients by Physician 2', 'C10: Claim Count for 1st Physician', 'C11: Claim Count for 2nd Physician', and 'C12: Certification Error Type List'. Below this list is a section titled 'Processing Reports' with a dropdown menu. An orange arrow points to the 'Event Warnings' option in the dropdown. The right column is titled 'Certification' and contains the heading '2020 1st Quarter Outpatient 3 Events' and 'Certifier Name' with the name 'Tiffany Overton' and an 'UPDATE CERTIFIER NAME' button. Below this is a paragraph of text: 'You may certify your data with or without comments. If your data contains errors or you elect not to certify, you must provide an explanation using the comments area. To maintain confidentiality, comments must not divulge protected health information (PHI), such as the identity of patients or physicians. All comments will be released with the certified data.' This is followed by a 'Comments' section with a large text input area and a paragraph: 'You may call the help desk and arrange to regenerate and correct your facility's data, if needed.' At the bottom right, there are two buttons: 'ELECT NOT TO CERTIFY' and 'CERTIFY'.

# Processing Reports

## Event Warnings

Texas Health Care Information Collection

Encounter Warning Summary Report  
For (Quarter Year) Data  
System13  
Provider 000005

The following encounters were flagged with warnings during the process of building the encounter.

Encounter #	Med Rec No.	Pat Cntrl No.	Patient Name	Admit Date	Warning Code(s)
-------------	-------------	---------------	--------------	------------	-----------------

No Encounter warnings flagged for this provider

Events listed on the “Event Warnings” report may be in error and if it is in error it should be corrected.

# Processing Reports - Frequency of Event Errors, Institutional /Professional

The screenshot shows the 'system13' interface with a navigation bar containing 'Home', 'Claims', 'Claim Correction', 'Reports', 'Data Mgmt', 'Certification', 'Batches', and 'Help'. The 'Certification' tab is active. The page title is 'THCIC Support Center' and the user is logged in as 'THCIC'. The main content area is titled 'CERTIFICATION' and includes a 'Back to Certification Set List' link. The 'Reports' section is expanded to show '2020 1st Quarter Outpatient' reports, including 'C01: Certification Summary', 'C04: Top 30 Principal Diagnoses', 'C08: Patients by Physician 1', 'C09: Patients by Physician 2', 'C10: Claim Count for 1st Physician', 'C11: Claim Count for 2nd Physician', and 'C12: Certification Error Type List'. The 'Processing Reports' dropdown menu is open, showing options like 'Duplicate Events', 'Event Errors', 'Event Warnings', 'Frequency of Event Errors, Inst.', 'Hardcopy Event Error Summary, Inst.', 'Practitioner Errors', and 'Widow Orphan Claims'. An orange arrow points to the 'Frequency of Event Errors, Inst.' option. The 'Certification' section shows the 'Certifier Name' as 'Tiffany Overton' with an 'UPDATE CERTIFIER NAME' button. Below this, there is a text area for comments and a 'CERTIFY' button. At the bottom, there are 'ELECT NOT TO CERTIFY' and 'CERTIFY' buttons.

**Reports**

**2020 1st Quarter Outpatient**

- C01: Certification Summary
- C04: Top 30 Principal Diagnoses
- C08: Patients by Physician 1
- C09: Patients by Physician 2
- C10: Claim Count for 1st Physician
- C11: Claim Count for 2nd Physician
- C12: Certification Error Type List

**Processing Reports**

- Duplicate Events
- Event Errors
- Event Warnings
- Frequency of Event Errors, Inst.
- Hardcopy Event Error Summary, Inst.
- Practitioner Errors
- Widow Orphan Claims

**Certification**

**2020 1st Quarter Outpatient 3 Events**

**Certifier Name**

Tiffany Overton

[UPDATE CERTIFIER NAME](#)

You may certify your data with or without comments.  
If your data contains errors or you elect not to certify, you must provide an explanation using the comments area.  
To maintain confidentiality, comments must not divulge protected health information (PHI), such as the identity of patients or physicians. All comments will be released with the certified data.

You may call the help desk and arrange to regenerate and correct your facility's data, if needed.

[ELECT NOT TO CERTIFY](#) [CERTIFY](#)

The Frequency of Event Error, Institutional (Inst.) as indicated here is shown. Professional (Prof) will show if professional claims were entered. The claims are separated by the type of event submitted (Institutional/ Professional).

# Processing Reports - Frequency of Event Errors, Institutional /Professional

Frequency of Errors Report ((Outpatient-Institutional)

Date: Date Report Ran

THCIC: 000005

System13

**A frequency of event error report that will provide the facility information regarding the number of events received, month received and the bill type.**

Batch Information

Field	Value
Claims Period	01/01/2014 thru 12/31/2016
Service Period	01/02/2015 thru 01/05/2015
Claims Received	2,452
Claims Rejected	0
Claims Processed	2,452
Emergency Department Claims	359
Claims In Error w/o Race + Ethnicity Errors	1
Claims In Error	1
Fields In Error	4
Accuracy Rate w/o Race + Ethnicity Errors	97.40%
Accuracy Rate	97.40%

Claims By Month

	2014	2015	2016
Jan	0	2,002	0
Feb	0	450	0
Mar	0	0	0
Apr	0	0	0
May	0	0	0
Jun	0	0	0
Jul	0	0	0
Aug	0	0	0
Sep	0	0	0
Oct	0	0	0
Nov	0	0	0
Dec	0	0	0

Claims By Bill Type

Bill Type	Count
xx0	0
xx1	2,452
xx2	0
xx3	0
xx4	0
xx5	0
xx6	0
xx7	0
xx8	0
xx?	0

# Processing Reports - Frequency of Event Errors, Institutional /Professional

Frequency of Errors Report ((Outpatient-Institutional)  
Date: Date Report Ran

THCIC: 000005

System13

## Errors By Field

Field	Valid	Blank/Zero	Failed / Invalid	Passed
Patient control number	121	0	0	100.0%
Patient sex	121	0	0	100.0%
Patient birth date	121	0	0	100.0%
Statement from date	121	0	0	100.0%
Statement thru date	121	0	0	100.0%
Medical record number	121	0	0	100.0%
Total claim charges	121	0	0	100.0%
Facility type	121	0	0	100.0%
Claim frequency type	121	0	0	100.0%
Patient Last Name	121	0	0	100.0%
Patient First Name	121	0	0	100.0%
SSN	121	0	0	100.0%
Patient race	121	0	0	100.0%
Patient ethnicity	121	0	0	100.0%
Address line 1	121	0	0	100.0%
Patient city	121	0	0	100.0%
State of residence	121	0	0	100.0%
Zip code	121	0	0	100.0%
Patient country	42	79	0	100.0%

Claim Accuracy Rate: 83.47%

The facility error listing will be two pages (Pages 2 & 3). It is a complete listing of all the errors by field.

# Processing Reports - Frequency of Event Errors, Institutional /Professional

Frequency of Errors Report ((Outpatient-Institutional)  
Date: Date Report Ran

THCIC: 000005

System13

The 837 format utilizes 'Qualifier' codes to identify or characterize various health information data elements. Invalid or missing Qualifier codes may cause data to be omitted from a claim or result in improper placement of the data.

## Error Summary

Count	Error Code	Error Message
6	W-696	Invalid Operating Practitioner Name Match
17	E-697	Missing Claim Filing Indicator Code for Subscriber
29	E-735	Invalid Procedure Date

Page 4 (or it may be more pages depending on how many errors their claim events have) will be a complete listing of the error count(s), error code(s) and error message(s).

# Processing Reports - Hardcopy Error Report, Institutional /Professional

The screenshot shows the 'Certification' section of the system13 interface. The navigation bar includes 'Home', 'Claims', 'Claim Correction', 'Reports', 'Data Mgmt', 'Certification', 'Batches', and 'Help'. The 'Certification' tab is active. The page title is 'THCIC Support Center' and the user is logged in as 'THCIC'. The main content area is titled 'CERTIFICATION' and includes a 'Back to Certification Set List' link. The 'Reports' section lists various reports for the '2020 1st Quarter Outpatient' period, including 'C01: Certification Summary', 'C04: Top 30 Principal Diagnoses', 'C08: Patients by Physician 1', 'C09: Patients by Physician 2', 'C10: Claim Count for 1st Physician', 'C11: Claim Count for 2nd Physician', and 'C12: Certification Error Type List'. The 'Processing Reports' dropdown menu is open, showing options like 'Duplicate Events', 'Event Errors', 'Event Warnings', 'Frequency of Event Errors, Inst.', 'Hardcopy Event Error Summary, Inst.', 'Practitioner Errors', and 'Widow Orphan Claims'. An orange arrow points to the 'Hardcopy Event Error Summary, Inst.' option. The 'Certification' section shows the 'Certifier Name' as 'Tiffany Overton' with an 'UPDATE CERTIFIER NAME' button. Below this, there is a text area for comments and a 'CERTIFY' button. At the bottom, there are 'ELECT NOT TO CERTIFY' and 'CERTIFY' buttons.

system13  
Making technology your best friend.

THCIC Support Center

THCIC User Management My Account Logout

CERTIFICATION

[Back to Certification Set List](#)

## Reports

**2020 1st Quarter Outpatient**

- [C01: Certification Summary](#)
- [C04: Top 30 Principal Diagnoses](#)
- [C08: Patients by Physician 1](#)
- [C09: Patients by Physician 2](#)
- [C10: Claim Count for 1st Physician](#)
- [C11: Claim Count for 2nd Physician](#)
- [C12: Certification Error Type List](#)

## Processing Reports

- Duplicate Events
- Event Errors
- Event Warnings
- Frequency of Event Errors, Inst.
- Hardcopy Event Error Summary, Inst.**
- Practitioner Errors
- Widow Orphan Claims

## Certification

**2020 1st Quarter Outpatient 3 Events**

### Certifier Name

Tiffany Overton

[UPDATE CERTIFIER NAME](#)

You may certify your data with or without comments.  
If your data contains errors or you elect not to certify, you must provide an explanation using the comments area.  
To maintain confidentiality, comments must not divulge protected health information (PHI), such as the identity of patients, physicians, or other personnel. All comments will be shared with the certifier.

You may call the help desk and arrange to regenerate and correct your facility's data, if needed.

[ELECT NOT TO CERTIFY](#) [CERTIFY](#)

The Hardcopy Error Report, Institutional (Inst.) as indicated here and Professional (Pro.), not shown have the same information, but are separated by the type of event submitted (Institutional/ Professional).



# Processing Reports - Hardcopy Error Report, Institutional /Professional

Hardcopy Claims Error Summary Report (Outpatient-Professional)  
 Date: Date Report Ran

THCIC: 000005

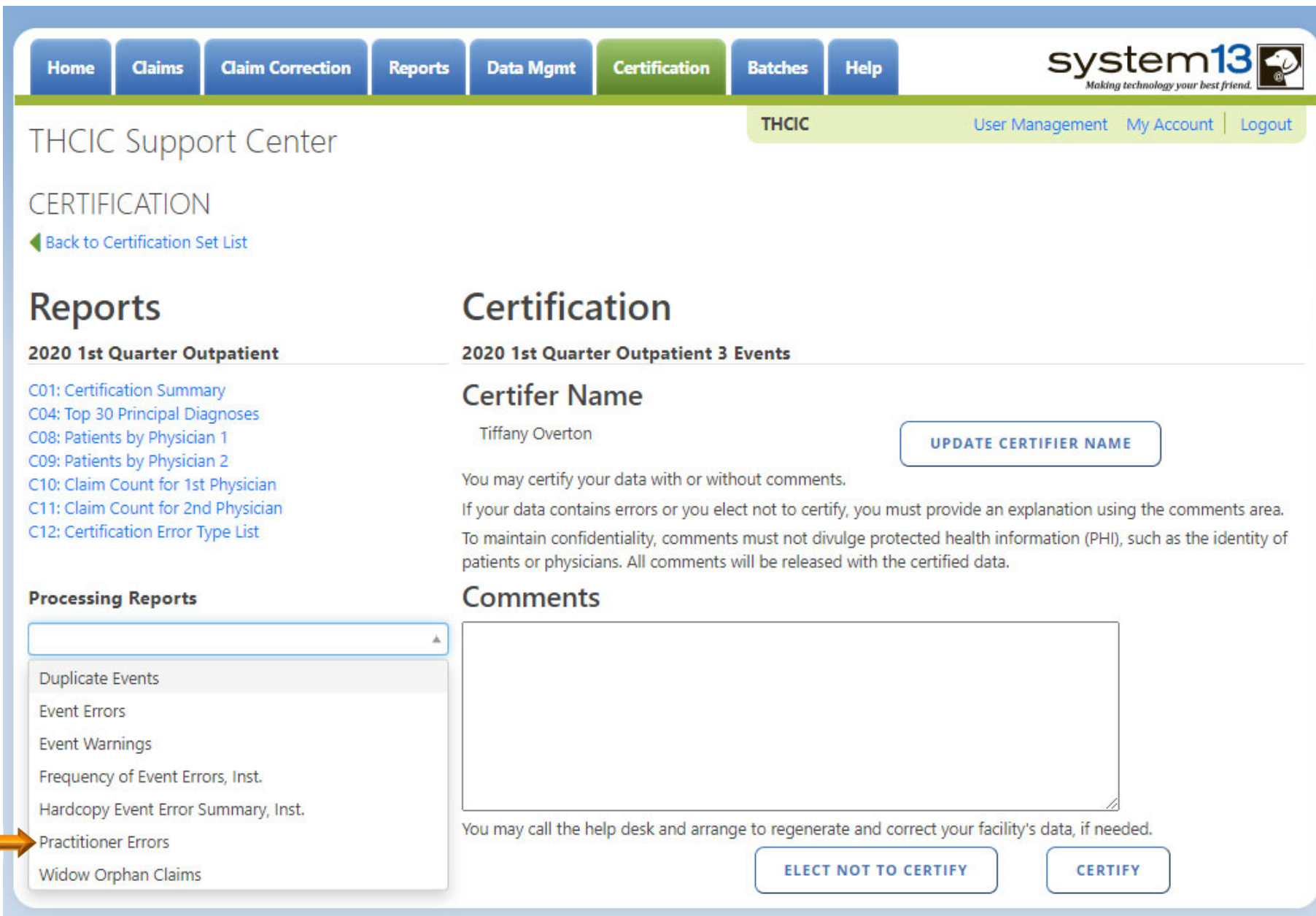
System13

## Error List

Med. Rec. #	PCN	Service	Rec. #	Field	Value of field	Err #	EW
M735942562	193227481	20100203		Claim Filing Indicator code		697	Error
M035692904986	1125429652	20100204		Operating practitioner ID	1245284801	696	Warning
M2392108941	1413739086	20100204		Claim Filing Indicator code		697	Error
M917724874	1598668	20100204		Procedure Date		735	Error
				Procedure Date		735	Error
M87029512928	12684278	20100209		Claim Filing Indicator code		697	Error
M96352916	1424987174	20100209		Operating practitioner ID	1245284801	696	Warning
M88997142	1434919505	20100210		Operating practitioner ID	1245284801	696	Warning
M60249996200	1684664570	20100211		Claim Filing Indicator code		697	Error
				Operating practitioner ID	1245284801	696	Warning
M1017122073	10937714	20100211		Claim Filing Indicator code		697	Error
M3506582068	1851381	20100211		Claim Filing Indicator code		697	Error
M14707575	11426741	20100216		Claim Filing Indicator code		697	Error
M1913489390	10614083	20100217		Claim Filing Indicator code		697	Error
M0368784240	1043789	20100218		Operating practitioner ID	1659496180	696	Warning
M368672022574	1774987857	20100218		Procedure Date		735	Error
				Procedure Date		735	Error
				Procedure Date		735	Error

Hardcopy error summary report shows every error and warning on each event. Report is run separately for institutional and professional events.

# Processing Reports Practitioner Errors



Home Claims Claim Correction Reports Data Mgmt **Certification** Batches Help

system13  
Making technology your best friend.

THCIC User Management My Account Logout

## THCIC Support Center

### CERTIFICATION

[Back to Certification Set List](#)

#### Reports

**2020 1st Quarter Outpatient**

- [C01: Certification Summary](#)
- [C04: Top 30 Principal Diagnoses](#)
- [C08: Patients by Physician 1](#)
- [C09: Patients by Physician 2](#)
- [C10: Claim Count for 1st Physician](#)
- [C11: Claim Count for 2nd Physician](#)
- [C12: Certification Error Type List](#)

#### Processing Reports

- Duplicate Events
- Event Errors
- Event Warnings
- Frequency of Event Errors, Inst.
- Hardcopy Event Error Summary, Inst.
- Practitioner Errors**
- Widow Orphan Claims

#### Certification

**2020 1st Quarter Outpatient 3 Events**

##### Certifier Name

Tiffany Overton

[UPDATE CERTIFIER NAME](#)

You may certify your data with or without comments.  
If your data contains errors or you elect not to certify, you must provide an explanation using the comments area.  
To maintain confidentiality, comments must not divulge protected health information (PHI), such as the identity of patients or physicians. All comments will be released with the certified data.

##### Comments

You may call the help desk and arrange to regenerate and correct your facility's data, if needed.

[ELECT NOT TO CERTIFY](#) [CERTIFY](#)

# Processing Reports Practitioner Errors

```
1 Texas Health Care Information Collection  
Unidentified Physician ID Summary Report  
System13  
Date: Date Report Ran  
THCIC: 000005 System13
```

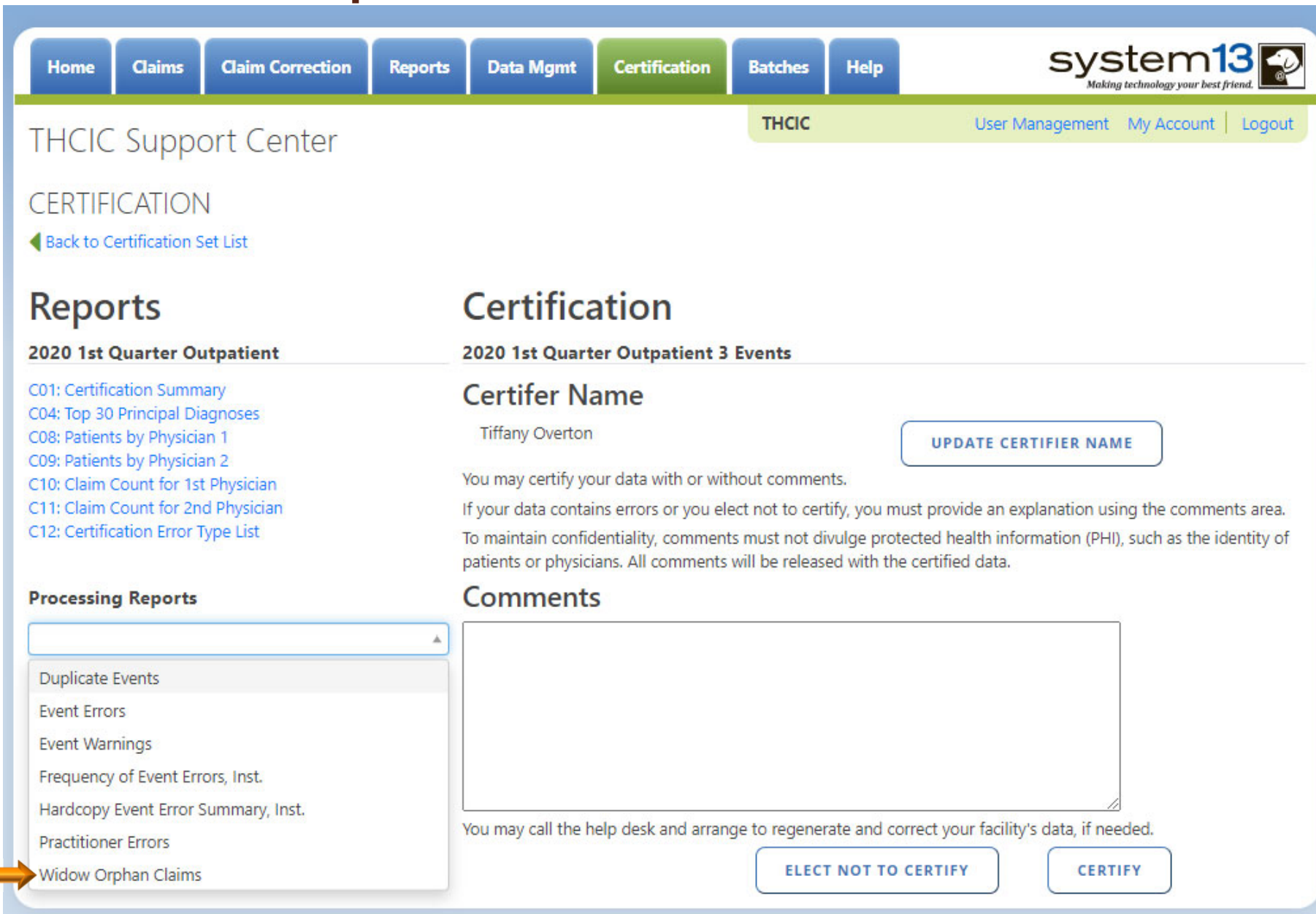
---

There are NO Unidentified Attending or Operating Practitioners for this Provider.

**“Practitioner Error” report lists unidentified attending or operating practitioners.**

# Processing Reports

## Widow Orphan Claims



The screenshot shows the 'system13' web application interface. At the top, there is a navigation bar with buttons for Home, Claims, Claim Correction, Reports, Data Mgmt, Certification (highlighted), Batches, and Help. The 'system13' logo is on the right with the tagline 'Making technology your best friend.' Below the navigation bar, the page title is 'THCIC Support Center' and there are links for 'User Management', 'My Account', and 'Logout'. The main content area is titled 'CERTIFICATION' and includes a link 'Back to Certification Set List'. There are two main sections: 'Reports' and 'Certification'. The 'Reports' section is for '2020 1st Quarter Outpatient' and lists various reports like 'C01: Certification Summary', 'C04: Top 30 Principal Diagnoses', etc. The 'Certification' section is for '2020 1st Quarter Outpatient 3 Events' and shows the 'Certifier Name' as 'Tiffany Overton' with an 'UPDATE CERTIFIER NAME' button. Below this, there is a text area for 'Comments' and a 'Processing Reports' dropdown menu. The dropdown menu is open, showing a list of report types, with 'Widow Orphan Claims' highlighted and an orange arrow pointing to it from the left. At the bottom of the certification section, there are two buttons: 'ELECT NOT TO CERTIFY' and 'CERTIFY'.

Home Claims Claim Correction Reports Data Mgmt Certification Batches Help

system13  
Making technology your best friend.

THCIC User Management My Account Logout

THCIC Support Center

CERTIFICATION

[Back to Certification Set List](#)

### Reports

**2020 1st Quarter Outpatient**

- [C01: Certification Summary](#)
- [C04: Top 30 Principal Diagnoses](#)
- [C08: Patients by Physician 1](#)
- [C09: Patients by Physician 2](#)
- [C10: Claim Count for 1st Physician](#)
- [C11: Claim Count for 2nd Physician](#)
- [C12: Certification Error Type List](#)

### Certification

**2020 1st Quarter Outpatient 3 Events**

#### Certifier Name

Tiffany Overton

[UPDATE CERTIFIER NAME](#)

You may certify your data with or without comments.  
If your data contains errors or you elect not to certify, you must provide an explanation using the comments area.  
To maintain confidentiality, comments must not divulge protected health information (PHI), such as the identity of patients or physicians. All comments will be released with the certified data.

#### Comments

You may call the help desk and arrange to regenerate and correct your facility's data, if needed.

[ELECT NOT TO CERTIFY](#) [CERTIFY](#)

#### Processing Reports

- Duplicate Events
- Event Errors
- Event Warnings
- Frequency of Event Errors, Inst.
- Hardcopy Event Error Summary, Inst.
- Practitioner Errors
- Widow Orphan Claims

# Processing Reports Widow Orphan Claims

Texas Health Care Information Collection  
Incomplete Events and Deleted Claims Report  
System13

THCIC: 000005

Date: Date Report Ran

The claims listed below were not included in an encounter because one or more claims necessary to complete the encounter was not present or the claims were marked for deletion by submission of a void claim (xx8). The reason for claims not being included in the encounter are that there is no discharge claim.

A message code is listed beside each claim indicating the reason that the encounter was not completed. Actions to be taken regarding these messages: If the patient was not discharged during the quarter, then nothing needs to be done. If the patient was discharged during the quarter, please ensure that the missing information is supplied. Contact the THCIC Help Desk if assistance is required in making the correction.

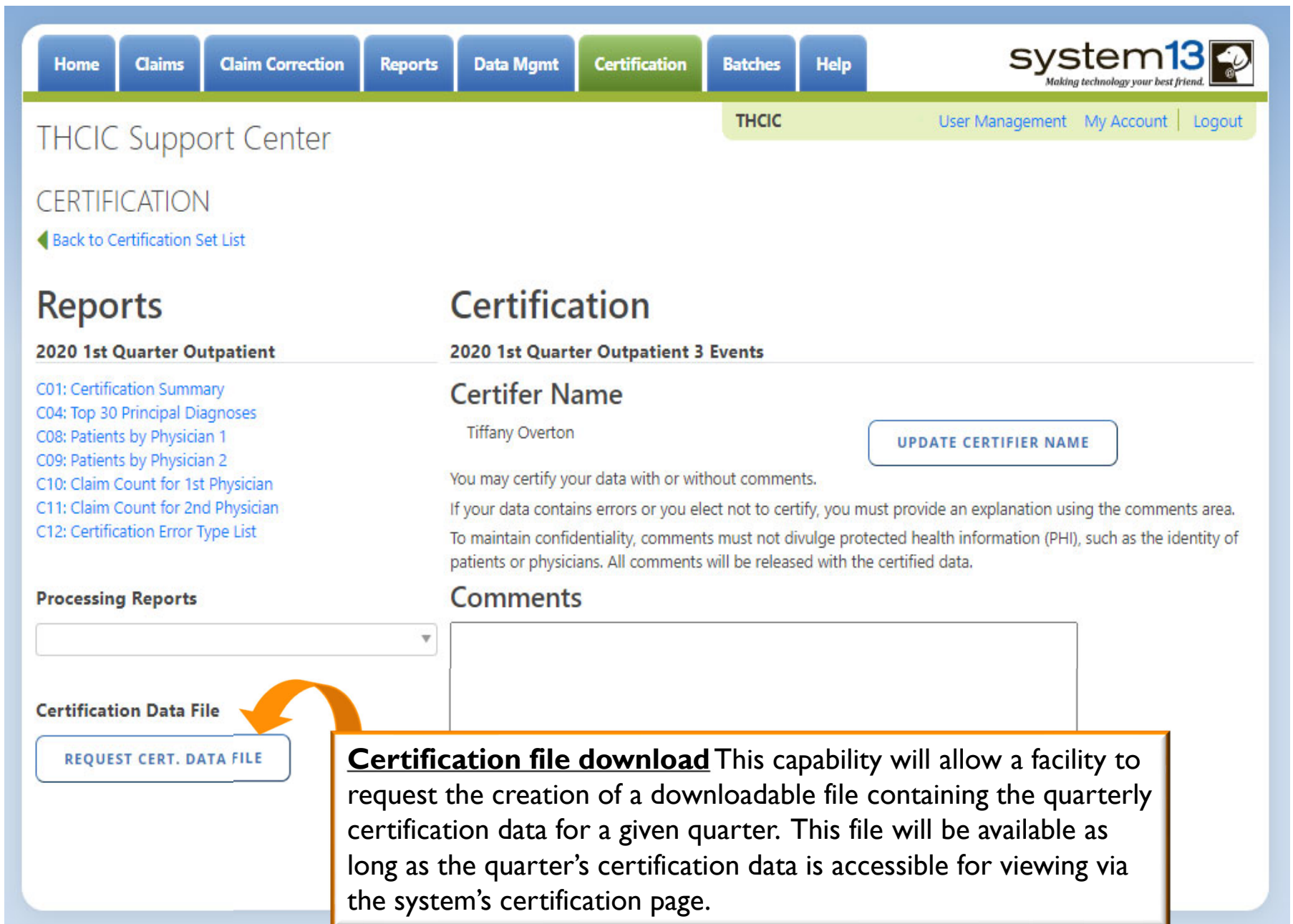
Void/cancel claims (xx8) will be listed after the claim that has been deleted. There will be no error code associated with these claims. These claims are listed for informational purposes only.

MedRec#	PatCtrl#	SSN#	Admission	StmtFrom	StmtThru	BillType	ErrCode	InfCode
12345678B	C131ANDC138	444024321	20091030	20091030	20091030	138		
	C131ANDC138	444024321	20091030	20091030	20091030	131		
	C131ANDC138	444024321	20091030	20091030	20091030	131		
	C131ANDC138	444024321	20091030	20091030	20091030	138		
	C241ANDC248	444024321		20091030	20091030	248		
	C241ANDC248	444024321		20091030	20091030	241		
	C241ANDC248	444024321		20091030	20091030	241		
12345678A	C241ANDC248	444024321		20091030	20091030	248		
	L130L138L130	444024323	20090730	20090730	20090730	138		
	L130L138L130	444024323	20090730	20090730	20090730	130		
	L131ANDL137	444024328	20090730	20090730	20090730	137		814
12345678F	L138	444024333	20090730	20090730	20090730	138		814
12345678A	L240L248L241	444024323		20091030	20091030	248		
	L240L248L241	444024323		20091030	20091030	240		
12345678E	L241ANDL248	444024333		20090730	20090730	248		
	L241ANDL248	444024333		20090730	20090730	241		
	L241ANDL248	444024333		20090730	20090730	241		
	L241ANDL248	444024333		20090730	20090730	248		
12345678F	L248	444024333		20090730	20090730	248		814
12345678A	UPLOADEDL137COR	444024330	20090730	20090730	20090730	137		814
	UPLOADEDL247COR	444024330		20090730	20090730	247		814

Page 1

Events on the "Incomplete Event and Deleted Claims Report" are either a voided event (xx8) or incomplete event - admission event (xx2) with no discharge event.

# Certification File Download



Home Claims Claim Correction Reports Data Mgmt Certification Batches Help

system13  
Making technology your best friend.

THCIC User Management My Account Logout

## THCIC Support Center

### CERTIFICATION

[Back to Certification Set List](#)

#### Reports

- 2020 1st Quarter Outpatient
- C01: Certification Summary
- C04: Top 30 Principal Diagnoses
- C08: Patients by Physician 1
- C09: Patients by Physician 2
- C10: Claim Count for 1st Physician
- C11: Claim Count for 2nd Physician
- C12: Certification Error Type List

#### Processing Reports

#### Certification Data File

[REQUEST CERT. DATA FILE](#)

#### Certification

##### 2020 1st Quarter Outpatient 3 Events

### Certifier Name

Tiffany Overton [UPDATE CERTIFIER NAME](#)

You may certify your data with or without comments.  
If your data contains errors or you elect not to certify, you must provide an explanation using the comments area.  
To maintain confidentiality, comments must not divulge protected health information (PHI), such as the identity of patients or physicians. All comments will be released with the certified data.

### Comments

**Certification file download** This capability will allow a facility to request the creation of a downloadable file containing the quarterly certification data for a given quarter. This file will be available as long as the quarter's certification data is accessible for viewing via the system's certification page.

# Certification File Download

**Certification File Download** is the capability for facilities to request the creation of a downloadable file containing the quarterly certification data for a given quarter as long as the quarter's certification data is accessible for viewing via the system's certification page.

The file will be in a fixed length format and the data layout will be downloaded with the file. This will allow a facility to analyze the data with software analysis tools of the facilities choice.

**BE AWARE** that once this file has been requested, it should be available within 24 hours. An e-mail will be sent to the provider primary contact/data administrator on file when this data is available for download. Please be advised, **ANYONE** with access as a facility administrator or a certifier specification can initiate the certification file download and not just the provider primary contact/data administrator for the facility.

The file will be available for downloading for 30 days. The download file will be removed from the system after 30 days from the date of the download file creation.

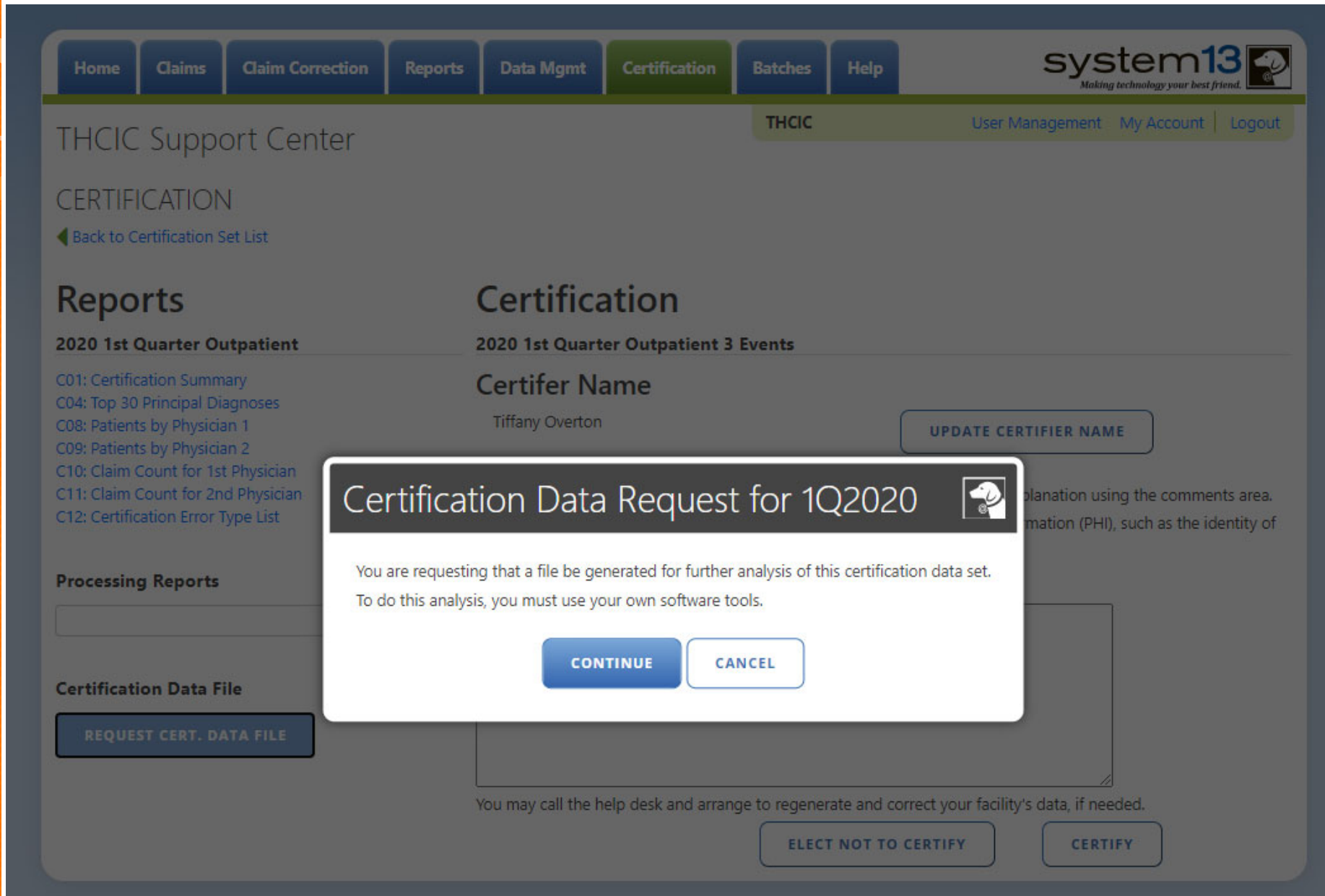
There will be a fee if a facility requests this file again after the 30 day review period. If a facility would like another creation of this file, there will be a fee accessed through System I 3. It is important that the file is downloaded within 30 days of requesting its creation to avoid any fees.

# Certification File Download

The screenshot shows the 'system13' web interface. At the top, there are navigation tabs: Home, Claims, Claim Correction, Reports, Data Mgmt, Certification (highlighted), Batches, and Help. The 'system13' logo is in the top right with the tagline 'Making technology your best friend.' Below the tabs, the page title is 'THCIC Support Center' and there are links for 'User Management', 'My Account', and 'Logout'. The main content area is divided into two columns. The left column is titled 'Reports' and lists several report types: '2020 1st Quarter Outpatient', 'C01: Certification Summary', 'C04: Top 30 Principal Diagnoses', 'C08: Patients by Physician 1', 'C09: Patients by Physician 2', 'C10: Claim Count for 1st Physician', 'C11: Claim Count for 2nd Physician', and 'C12: Certification Error Type List'. Below this is a 'Processing Reports' section with a dropdown menu. The right column is titled 'Certification' and shows '2020 1st Quarter Outpatient 3 Events'. It includes a 'Certifier Name' field with the name 'Tiffany Overton' and an 'UPDATE CERTIFIER NAME' button. Below this is a paragraph of instructions: 'You may certify your data with or without comments. If your data contains errors or you elect not to certify, you must provide an explanation using the comments area. To maintain confidentiality, comments must not divulge protected health information (PHI), such as the identity of patients or physicians. All comments will be released with the certified data.' Underneath is a 'Comments' section with a text input area. At the bottom left, there is a 'Certification Data File' section with a 'REQUEST CERT. DATA FILE' button. An orange callout box with a white background and black border is positioned over the bottom right of the page. It contains the text: 'Certification file download - Click REQUEST CERT. DATA FILE to get a download of the quarters encounter files. The file will be in a fixed length format. The data layout will be downloaded with the file. This download will allow the facility to analyze the data with software analysis tools of the facilities choice.' An orange arrow points from the callout box to the 'REQUEST CERT. DATA FILE' button.



# Certification File Request



The screenshot shows the 'system13' web application interface. The navigation bar includes 'Home', 'Claims', 'Claim Correction', 'Reports', 'Data Mgmt', 'Certification', 'Batches', and 'Help'. The 'Certification' tab is active. The main content area is titled 'THCIC Support Center' and 'CERTIFICATION'. A 'Back to Certification Set List' link is visible. The 'Reports' section lists various certification reports, including '2020 1st Quarter Outpatient'. The 'Certification' section shows '2020 1st Quarter Outpatient 3 Events' with a 'Certifier Name' of 'Tiffany Overton' and an 'UPDATE CERTIFIER NAME' button. A modal dialog box is open in the center, titled 'Certification Data Request for 1Q2020'. The dialog contains the text: 'You are requesting that a file be generated for further analysis of this certification data set. To do this analysis, you must use your own software tools.' Below the text are 'CONTINUE' and 'CANCEL' buttons. At the bottom of the page, there are 'ELECT NOT TO CERTIFY' and 'CERTIFY' buttons.

# Certification File Request

Home Claims Claim Correction Reports Data Mgmt Certification Batches Help

system13 Making technology your best friend.

THCIC User Management My Account Logout

THCIC Support Center

CERTIFICATION

◀ Back to Certification Set List

Reports

2020 1st Quarter Outpatient

C01: Certification Summary  
C04: Top 30 Principal Diagnoses  
C08: Patients by Physician 1  
C09: Patients by Physician 2  
C10: Claim Count for 1st Physician  
C11: Claim Count for 2nd Physician  
C12: Certification Error Type List

Processing Reports

Certification Data File

REQUEST CERT. DATA FILE

Certification

2020 1st Quarter Outpatient 3 Events

Certifier Name

Tiffany Overton

UPDATE CERTIFIER NAME

**Certification Data Request for 1Q2020**

You are requesting that a file be generated for further analysis of this certification data set. To do this analysis, you must use your own software tools.

Requesting Certification Data File...

ELECT NOT TO CERTIFY CERTIFY

You may call the help desk and arrange to regenerate and correct your facility's data, if needed.

# Certification File Request

The screenshot shows the 'system13' web application interface. The navigation bar includes 'Home', 'Claims', 'Claim Correction', 'Reports', 'Data Mgmt', 'Certification', 'Batches', and 'Help'. The 'Certification' tab is active. The page title is 'THCIC Support Center' and the user is logged in as 'THCIC'. The main content area is titled 'CERTIFICATION' and shows a 'Certification' report for '2020 1st Quarter Outpatient 3 Events'. The certifier name is 'Tiffany Overton'. A confirmation dialog box is overlaid on the page, titled 'Certification Data Request for 1Q2020'. The dialog contains the following text: 'Your request has been submitted. Please check back in 24 hours. An email confirming the availability of the certification data file will be sent to the primary contact of this facility.' and an 'OK' button. Below the dialog, the background text reads: 'Your request has been submitted. It should be available within 24 hours. An email confirming the availability of the certification data file will be sent to the primary contact of this facility.' and 'You may call the help desk and arrange to regenerate and correct your facility's data, if needed.' There are also buttons for 'ELECT NOT TO CERTIFY' and 'CERTIFY'.

# Certification File Request



Home Claims Claim Correction Reports Data Mgmt **Certification** Batches Help

system13 Making technology your best friend.

THCIC User Management My Account Logout

## THCIC Support Center

### CERTIFICATION

[Back to Certification Set List](#)

#### Reports

**2020 1st Quarter Outpatient**

- [C01: Certification Summary](#)
- [C04: Top 30 Principal Diagnoses](#)
- [C08: Patients by Physician 1](#)
- [C09: Patients by Physician 2](#)
- [C10: Claim Count for 1st Physician](#)
- [C11: Claim Count for 2nd Physician](#)
- [C12: Certification Error Type List](#)

**Processing Reports**

**Certification Data File**

Your request has been submitted. It should be available within 24 hours. An email confirming the availability of the certification data file will be sent to the primary contact of this facility.

#### Certification

**2020 1st Quarter Outpatient 3 Events**

### Certifier Name

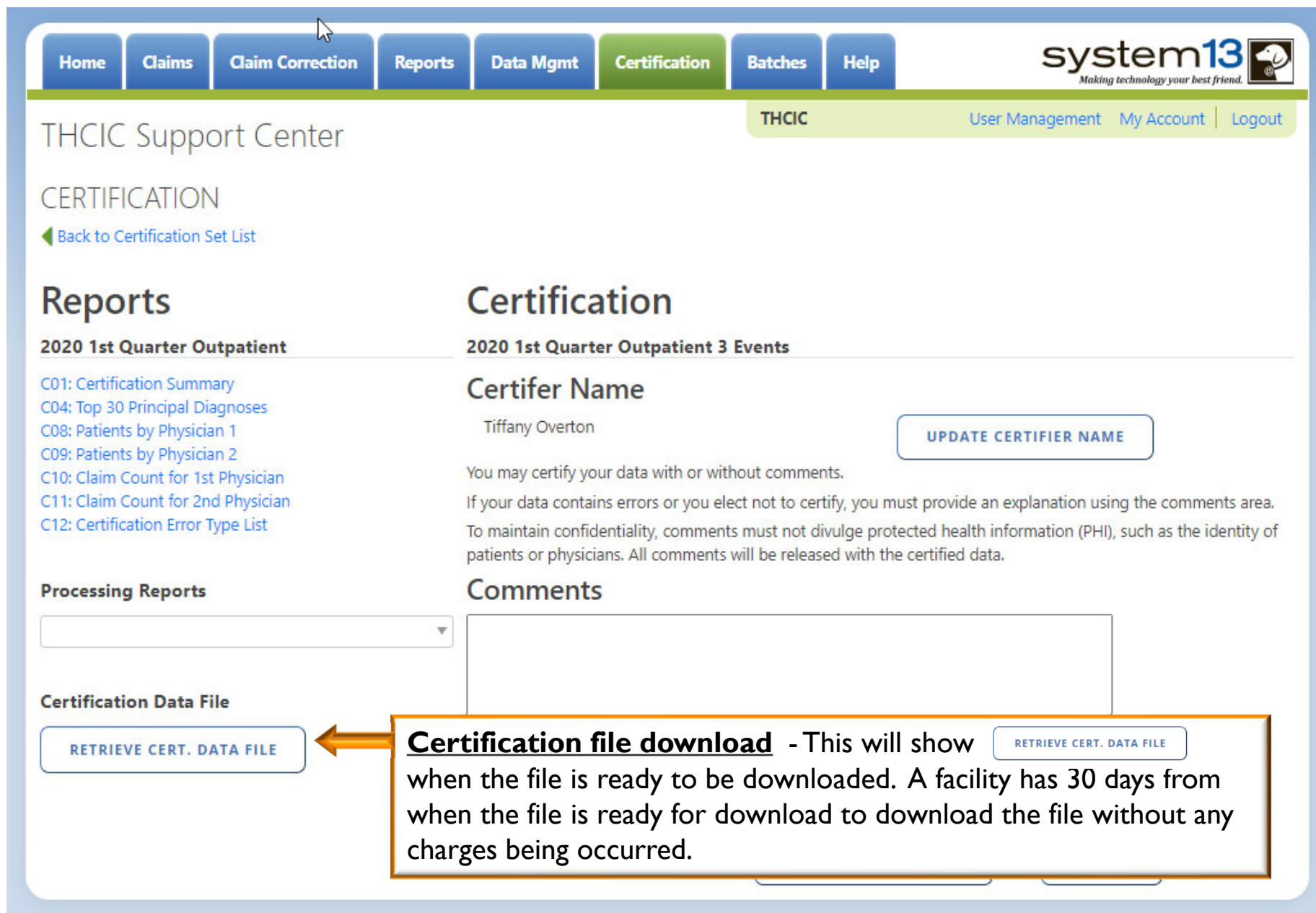
Tiffany Overton

You may certify your data with or without comments.  
If your data contains errors or you elect not to certify, you must provide an explanation using the comments area.  
To maintain confidentiality, comments must not divulge protected health information (PHI), such as the identity of patients or physicians. All comments will be released with the certified data.

### Comments

You may call the help desk and arrange to regenerate and correct your facility's data, if needed.

# Certification File Request



Home Claims Claim Correction Reports Data Mgmt Certification Batches Help

system13  
Making technology your best friend.

THCIC User Management My Account Logout

THCIC Support Center

CERTIFICATION

[Back to Certification Set List](#)

## Reports

**2020 1st Quarter Outpatient**

- C01: Certification Summary
- C04: Top 30 Principal Diagnoses
- C08: Patients by Physician 1
- C09: Patients by Physician 2
- C10: Claim Count for 1st Physician
- C11: Claim Count for 2nd Physician
- C12: Certification Error Type List

## Certification

**2020 1st Quarter Outpatient 3 Events**

### Certifier Name

Tiffany Overton [UPDATE CERTIFIER NAME](#)

You may certify your data with or without comments.  
If your data contains errors or you elect not to certify, you must provide an explanation using the comments area.  
To maintain confidentiality, comments must not divulge protected health information (PHI), such as the identity of patients or physicians. All comments will be released with the certified data.

### Comments

### Processing Reports

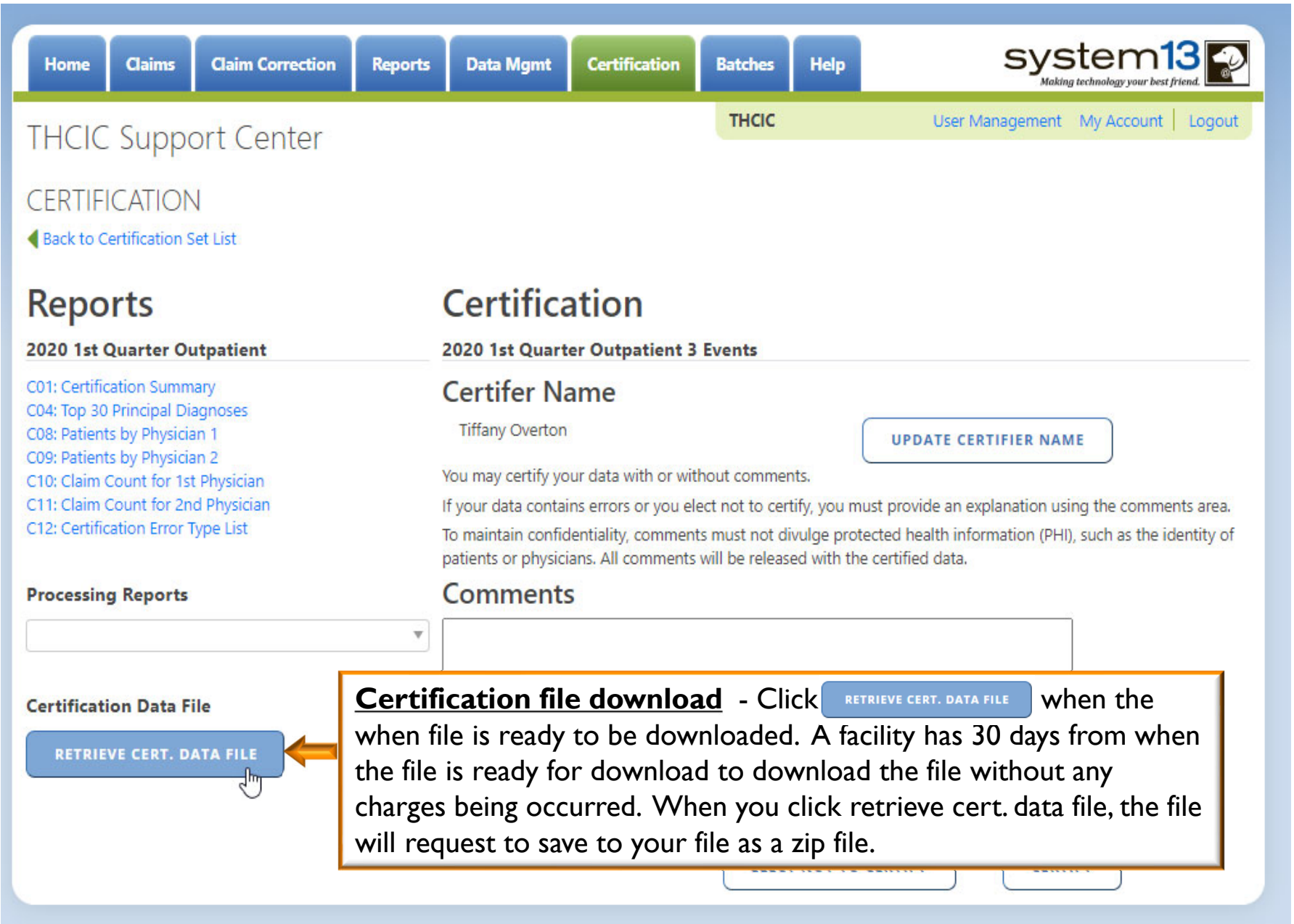
### Certification Data File

[RETRIEVE CERT. DATA FILE](#)

**Certification file download** - This will show when the file is ready to be downloaded. A facility has 30 days from when the file is ready for download to download the file without any charges being occurred.

[RETRIEVE CERT. DATA FILE](#)

# Certification File Request



The screenshot shows the 'Certification' section of the system13 interface. The navigation bar includes 'Home', 'Claims', 'Claim Correction', 'Reports', 'Data Mgmt', 'Certification', 'Batches', and 'Help'. The 'Certification' menu item is highlighted. The page title is 'THCIC Support Center'. The main content area is divided into two columns. The left column is titled 'Reports' and lists various reports under the heading '2020 1st Quarter Outpatient', including 'C01: Certification Summary', 'C04: Top 30 Principal Diagnoses', 'C08: Patients by Physician 1', 'C09: Patients by Physician 2', 'C10: Claim Count for 1st Physician', 'C11: Claim Count for 2nd Physician', and 'C12: Certification Error Type List'. Below this is a 'Processing Reports' section with a dropdown menu. The right column is titled 'Certification' and shows '2020 1st Quarter Outpatient 3 Events'. It includes a 'Certifier Name' field with the value 'Tiffany Overton' and an 'UPDATE CERTIFIER NAME' button. Below this is a 'Comments' section with a text area. At the bottom of the right column, there is a 'Certification Data File' section with a 'RETRIEVE CERT. DATA FILE' button. A callout box with an orange border and a white background points to this button. The callout text reads: 'Certification file download - Click RETRIEVE CERT. DATA FILE when the when file is ready to be downloaded. A facility has 30 days from when the file is ready for download to download the file without any charges being occurred. When you click retrieve cert. data file, the file will request to save to your file as a zip file.'

# Certification File Request

Home Claims Claim Correction Reports Data Mgmt **Certification** Batches Help

system13  
Making technology your best friend.

THCIC User Management My Account Logout

THCIC Support Center

CERTIFICATION

[Back to Certification Set List](#)


## Reports

**2020 1st Quarter Outpatient**

- [C01: Certification Summary](#)
- [C04: Top 30 Principal Diagnoses](#)
- [C08: Patients by Physician 1](#)
- [C09: Patients by Physician 2](#)
- [C10: Claim Count for 1st Physician](#)
- [C11: Claim Count for 2nd Physician](#)
- [C12: Certification Error Type List](#)

**Processing Reports**

**Certification Data File**

 **LOADING...**

## Certification

**2020 1st Quarter Outpatient 3 Events**

### Certifier Name

Tiffany Overton [UPDATE CERTIFIER NAME](#)

You may certify your data with or without comments.  
If your data contains errors or you elect not to certify, you must provide an explanation using the comments area.  
To maintain confidentiality, comments must not divulge protected health information (PHI), such as the identity of patients or physicians. All comments will be released with the certified data.

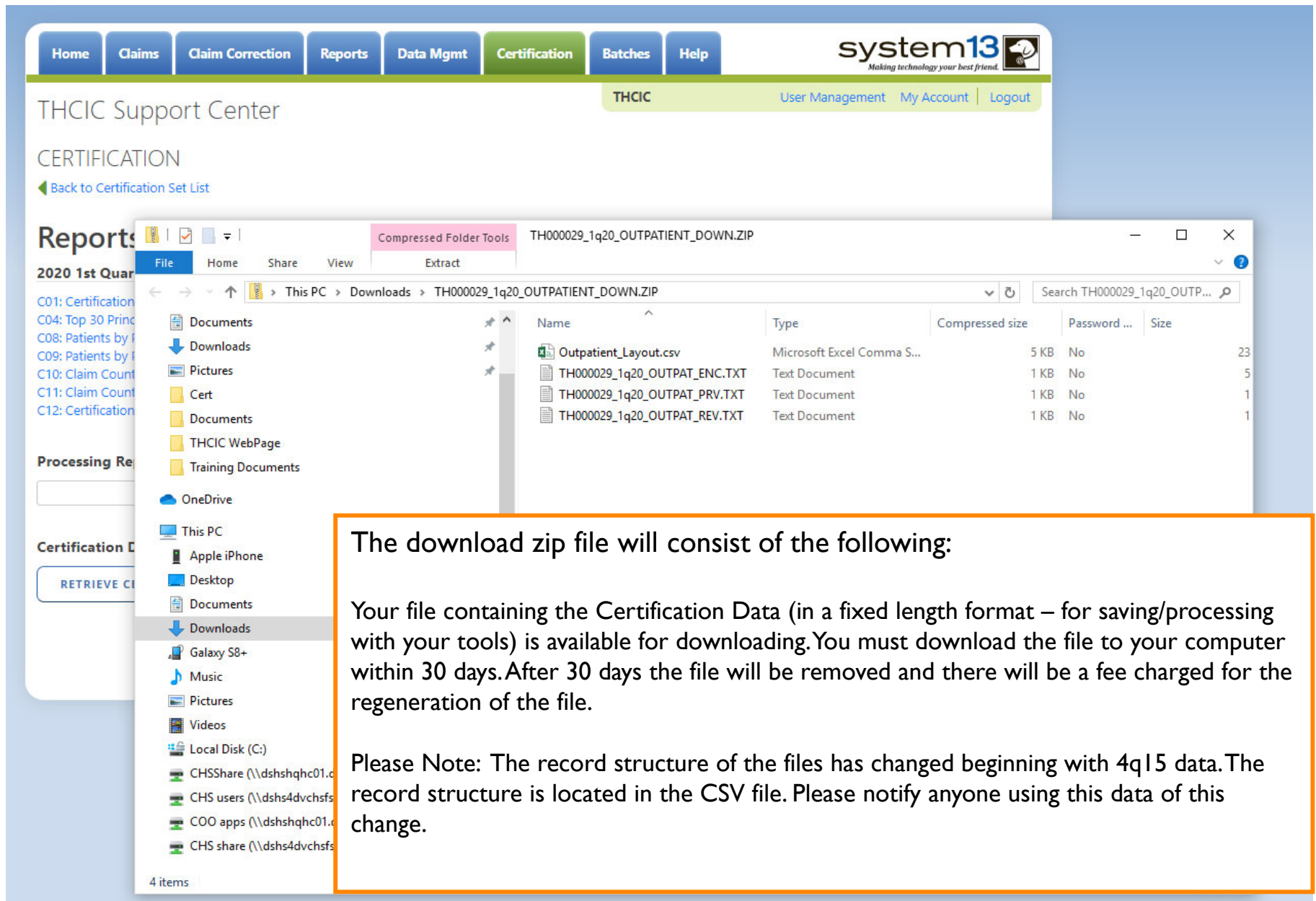
### Comments

You may call the help desk and arrange to regenerate and correct your facility's data, if needed.

[ELECT NOT TO CERTIFY](#) [CERTIFY](#)

# Certification File Download

## Zip File Download



The screenshot shows the system13 web portal interface. The navigation bar includes Home, Claims, Claim Correction, Reports, Data Mgmt, Certification, Batches, and Help. The main content area is titled "THCIC Support Center" and "CERTIFICATION". A Windows File Explorer window is open, showing the contents of a zip file named "TH000029\_1q20\_OUTPATIENT\_DOWN.ZIP". The file explorer displays the following files:

Name	Type	Compressed size	Password ...	Size
Outpatient_Layout.csv	Microsoft Excel Comma S...	5 KB	No	23
TH000029_1q20_OUTPAT_ENC.TXT	Text Document	1 KB	No	5
TH000029_1q20_OUTPAT_PRIV.TXT	Text Document	1 KB	No	1
TH000029_1q20_OUTPAT_REV.TXT	Text Document	1 KB	No	1

The download zip file will consist of the following:

Your file containing the Certification Data (in a fixed length format – for saving/processing with your tools) is available for downloading. You must download the file to your computer within 30 days. After 30 days the file will be removed and there will be a fee charged for the regeneration of the file.

Please Note: The record structure of the files has changed beginning with 4q15 data. The record structure is located in the CSV file. Please notify anyone using this data of this change.



# Certification File Download

The download zip file will consist of the following:

Your file containing the Certification Data (in a fixed length format – for saving/processing with your tools) is available for downloading. You must download the file to your computer within 30 days. After 30 days the file will be removed and there will be a fee charged for the regeneration of the file.

Please Note: The record structure of the files has changed beginning with 4q15 data. The record structure is located in the CSV file. Please notify anyone using this data of this change.


This will allow the facility to analyze the data with software analysis tools of the facilities choice.

**Please be advised** that once a facility requests this file, the file will be created and available for downloading for 30 days. The download file will be removed from the system after 30 days from the date of the download file creation.

There will be a fee for each additional time the file is created; therefore, download the file and save the file within 30 days of requesting its creation to avoid any fees.

# Certification

Home Claims Claim Correction Reports Data Mgmt **Certification** Batches Help


system13   
Making technology your best friend.

THCIC User Management My Account Logout

THCIC Support Center

CERTIFICATION

[Back to Certification Set List](#)


**Reports**  **Certification**

**2020 1st Quarter Outpatient**

- C01: Certification Summary
- C04: Top 30 Principal Diagnoses
- C08: Patients by Physician 1
- C09: Patients by Physician 2
- C10: Claim Count for 1st Physician
- C11: Claim Count for 2nd Physician
- C12: Certification Error Type List

**Processing Reports**

**Certification Data File**



**2020 1st Quarter Outpatient 3 Events**

**Certifier Name**

Tiffany Overton

You may certify your data with or without comments.  
If your data contains errors or you elect not to certify, you must provide an explanation using the comments area.  
To maintain confidentiality, comments must not divulge protected health information (PHI), such as the identity of patients or physicians. All comments will be released with the certified data.

**Comments**

You may call the help desk and arrange to regenerate and correct your facility's data, if needed.

# Certification

- Home
- Claims
- Claim Correction
- Reports
- Data Mgmt
- Certification**
- Batches
- Help



THCIC Support Center

THCIC [User Management](#) [My Account](#) [Logout](#)

## CERTIFICATION

[Back to Certification Set List](#)

### Reports

#### 2020 1st Quarter Outpatient

- [C01: Certification Summary](#)
- [C04: Top 30 Principal Diagnoses](#)
- [C08: Patients by Physician 1](#)
- [C09: Patients by Physician 2](#)
- [C10: Claim Count for 1st Physician](#)
- [C11: Claim Count for 2nd Physician](#)
- [C12: Certification Error Type List](#)

#### Processing Reports

#### Certification Data File

[RETRIEVE CERT. DATA FILE](#)

### Certification

#### 2020 1st Quarter Outpatient 3 Events

#### Certifier Name

Tiffany Overton

[UPDATE CERTIFIER NAME](#)

You may certify your data with or without comments.

If your data contains errors or you elect not to certify, you must provide an explanation using the comments area.

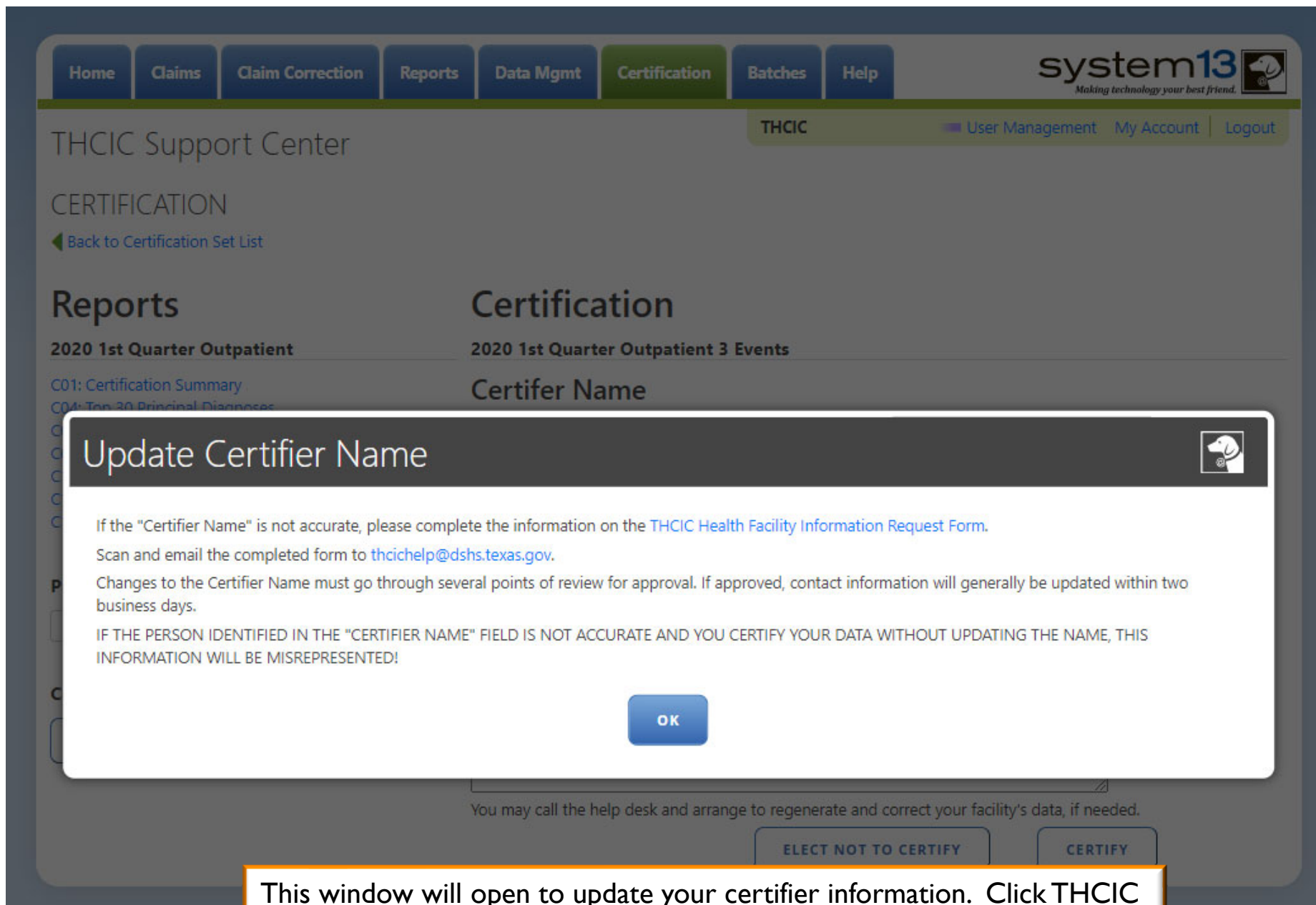
The name of the certifier of record will appear as provided to THCIC. If there is no certifier name, this must be updated before a facility can certify. If this certifier is no longer with the facility, the facility must update this information with THCIC by completing a Facility Information Request. Click update certifier name to be redirected to the THCIC form.

You may call the help desk and arrange to regenerate and correct your facility's data, if needed.

[ELECT NOT TO CERTIFY](#)

[CERTIFY](#)

# Update Certifier Name



The screenshot shows the 'system13' web application interface. The navigation bar includes 'Home', 'Claims', 'Claim Correction', 'Reports', 'Data Mgmt', 'Certification', 'Batches', and 'Help'. The 'Certification' menu is active. The page title is 'THCIC Support Center' and the sub-page is 'CERTIFICATION'. A 'Back to Certification Set List' link is visible. The main content area is divided into 'Reports' and 'Certification' sections. The 'Certification' section is titled 'Certifier Name'. A modal dialog box titled 'Update Certifier Name' is open, containing the following text:

If the "Certifier Name" is not accurate, please complete the information on the [THCIC Health Facility Information Request Form](#). Scan and email the completed form to [thcichelp@dshs.texas.gov](mailto:thcichelp@dshs.texas.gov).



Changes to the Certifier Name must go through several points of review for approval. If approved, contact information will generally be updated within two business days.

**IF THE PERSON IDENTIFIED IN THE "CERTIFIER NAME" FIELD IS NOT ACCURATE AND YOU CERTIFY YOUR DATA WITHOUT UPDATING THE NAME, THIS INFORMATION WILL BE MISREPRESENTED!**

An 'OK' button is located at the bottom of the dialog box. Below the dialog box, there is a note: 'You may call the help desk and arrange to regenerate and correct your facility's data, if needed.' At the bottom of the page, there are two buttons: 'ELECT NOT TO CERTIFY' and 'CERTIFY'.

This window will open to update your certifier information. Click THCIC Health Facility Information Request Form to be directed to a form to fill out and return.


# Changes at the time of Certification

-  If a facility would like to make changes to their data at the time of certification, the facility will have to contact System 13 at 1-888-308-4953.
  
-  There may be a fee involved to make changes at the time of certification. These fees will be between the facility and System 13.

system13 

# Certification Options

- ✓ **Certified without comments.** Certifies that the data is accurate “as is” and comments are not required to be attached with the release of the data.
- ✓ **Certified with comments.** Certifies the data is accurate “as is” with comments attached with the release of the data.



**DO NOT SEND COMMENTS ON PAPER, FAX OR E-MAIL. THCIC CANNOT RETYPE FACILITY COMMENTS. PLEASE TYPE FACILITY COMMENTS IN THE COMMENT ON THE CERTIFICATION PAGE.**

- ✓ **Elects not to certify\*.** Unable to complete the certification process due to circumstances outside of the facility’s control or facility refuses to certify the data.

**\*Note: Electing not to certify does not prevent the data from being placed in the Public Use Data File (PUDF).**

# New Certification Feature

The screenshot shows the 'system13' web application interface. The navigation bar includes 'Home', 'Claims', 'Claim Correction', 'Reports', 'Data Mgmt', 'Certification', 'Batches', and 'Help'. The 'Certification' tab is active. The page title is 'THCIC Support Center' and the user is logged in as 'THCIC'. The main content area is titled 'Certification' and contains a list of reports (C01-C12), a 'Processing Reports' section with a dropdown menu, and a 'Certification Data File' section with a 'REGENERATE CERT. DATA FILE' button. A modal dialog box titled 'Review Certification Reports' is overlaid on the page, containing the message: 'You must download and review the "C01: Certification Summary" report before you can complete certification.' and an 'OK' button. At the bottom of the page, there are buttons for 'ELECT NOT TO CERTIFY' and 'CERTIFY'.

**\*\*PLEASE NOTE:** Before a facility can certify or elect not to certify, you are required to download the report **C01: Certification Summary**.

# Certification - Elect Not to Certify

## Certification

2020 1st Quarter Outpatient 3 Events

### Certifier Name

Tiffany Overton

UPDATE CERTIFIER NAME

You may certify your data with or without comments.

If your data contains errors or you elect not to certify, you must provide an explanation using the comments area. To maintain confidentiality, comments must not divulge protected health information (PHI), such as the identity of patients or physicians. All comments will be released with the certified data.

### Comments

You may call the help desk and arrange to regenerate and correct your facility's data, if needed.

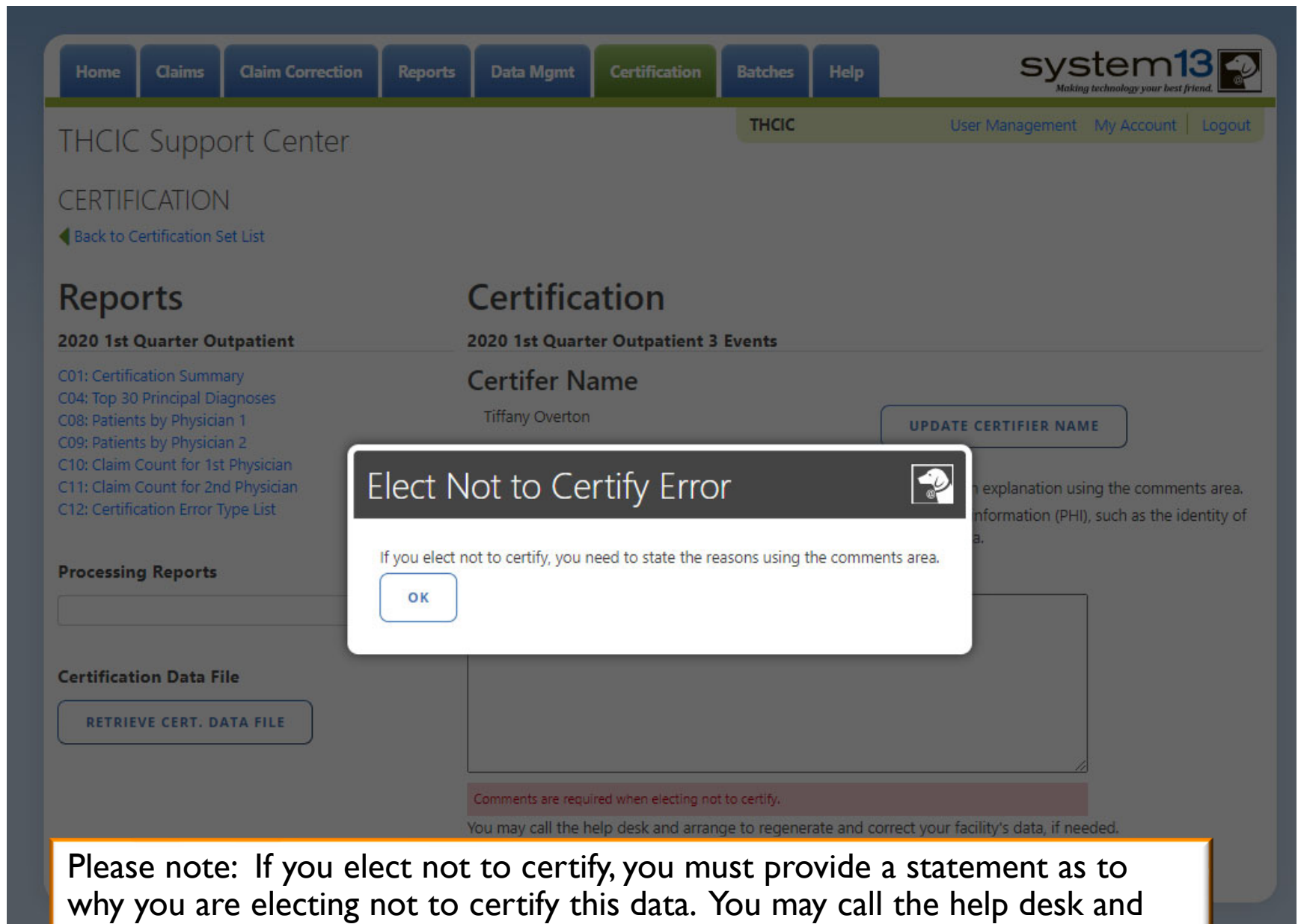
ELECT NOT TO CERTIFY

CERTIFY

A facility can elect not to certify if a facility is unable to complete the certification process due to circumstances outside of the facility's control or facility refuses to certify the data. **Please be advised electing not to certify does not prevent the data from being placed in the Public Use Data File (PUDF).** Please do not include PHI/PPI information.



# Certification - Elect Not to Certify




The screenshot shows the 'system13' web application interface. The navigation bar includes 'Home', 'Claims', 'Claim Correction', 'Reports', 'Data Mgmt', 'Certification', 'Batches', and 'Help'. The 'Certification' tab is active. The page title is 'THCIC Support Center' and 'CERTIFICATION'. A breadcrumb trail shows 'Back to Certification Set List'. The main content area is split into two columns: 'Reports' and 'Certification'. The 'Reports' column lists various reports for '2020 1st Quarter Outpatient', including 'C01: Certification Summary', 'C04: Top 30 Principal Diagnoses', 'C08: Patients by Physician 1', 'C09: Patients by Physician 2', 'C10: Claim Count for 1st Physician', 'C11: Claim Count for 2nd Physician', and 'C12: Certification Error Type List'. The 'Certification' column shows '2020 1st Quarter Outpatient 3 Events' and 'Certifier Name: Tiffany Overton'. An 'UPDATE CERTIFIER NAME' button is visible. A modal dialog box titled 'Elect Not to Certify Error' is overlaid on the page, containing the text: 'If you elect not to certify, you need to state the reasons using the comments area.' and an 'OK' button. Below the dialog, a red error message states: 'Comments are required when electing not to certify.' and a note: 'You may call the help desk and arrange to regenerate and correct your facility's data, if needed.'

Please note: If you elect not to certify, you must provide a statement as to why you are electing not to certify this data. You may call the help desk and arrange to regenerate and correct your facility's data, if needed. Please do not include PHI/PPI information.

# Certification - Elect Not to Certify

Home Claims Claim Correction Reports Data Mgmt Certification Batches Help



system13  
Making technology your best friend.

THCIC
User Management | My Account | Logout

## THCIC Support Center

### CERTIFICATION

[◀ Back to Certification Set List](#)

### Reports

**2020 1st Quarter Outpatient**

- [C01: Certification Summary](#)
- [C04: Top 30 Principal Diagnoses](#)
- [C08: Patients by Physician 1](#)
- [C09: Patients by Physician 2](#)
- [C10: Claim Count for 1st Physician](#)
- [C11: Claim Count for 2nd Physician](#)
- [C12: Certification Error Type List](#)

**Processing Reports**

**Certification Data File**

RETRIEVE CERT. DATA FILE

### Certification

**2020 1st Quarter Outpatient 3 Events**

#### Certifier Name

Tiffany Overton UPDATE CERTIFIER NAME

You may certify your data with or without comments.  
If your data contains errors or you elect not to certify, you must provide an explanation using the comments area.  
To maintain confidentiality, comments must not divulge protected health information (PHI), such as the identity of patients or physicians. All comments will be released with the certified data.

#### Comments

Comments are required when electing not to certify.

You may call the help desk and arrange to regenerate and correct your facility's data, if needed.

ELECT NOT TO CERTIFY

CERTIFY



# Certification - Elect Not to Certify



The screenshot shows the 'system13' web application interface. The navigation bar includes 'Home', 'Claims', 'Claim Correction', 'Reports', 'Data Mgmt', 'Certification', 'Batches', and 'Help'. The 'Certification' tab is active. The page title is 'THCIC Support Center' and the user is logged in as 'THCIC'. The main content area is titled 'CERTIFICATION' and shows a 'Back to Certification Set List' link. The 'Reports' section lists various reports for the '2020 1st Quarter Outpatient' period. The 'Certification' section shows the 'Certifier Name' as 'Tiffany Overton' and an 'UPDATE CERTIFIER NAME' button. A modal dialog box is open in the center, titled 'Elect Not to Certify' with a dog icon. The dialog asks, 'Are you sure you want to elect NOT to certify this quarter?' and has 'OK' and 'CANCEL' buttons. The background content is dimmed, but some text is visible, including 'You may certify your data with or without comments' and 'You may call the help desk and arrange to regenerate and correct your facility's data, if needed.' At the bottom of the page, there are buttons for 'ELECT NOT TO CERTIFY' and 'CERTIFY'.





# Confirmation - Elect Not to Certify Email Confirmation



WARNING: This email is from outside the HHS system. Do not click on links or attachments unless you expect them from the sender and know the content is safe.

Texas Health Care Information Collection THCIC

1Q2020 Certification of Data

Your facility, THCIC Id 000029, has completed the certification of their Outpatient 1Q2020 data and has elected "not to certify".

Thank you.

The certifier of record will get this email when the data has been elected not to certify.

# Certification – Certify

## Certification

2020 1st Quarter Outpatient 3 Events

### Certifier Name

Tiffany Overton

UPDATE CERTIFIER NAME

You may certify your data with or without comments.

If your data contains errors or you elect not to certify, you must provide an explanation using the comments area. To maintain confidentiality, comments must not divulge protected health information (PHI), such as the identity of patients or physicians. All comments will be released with the certified data.

### Comments

You may call the help desk and arrange to regenerate and correct your facility's data, if needed.

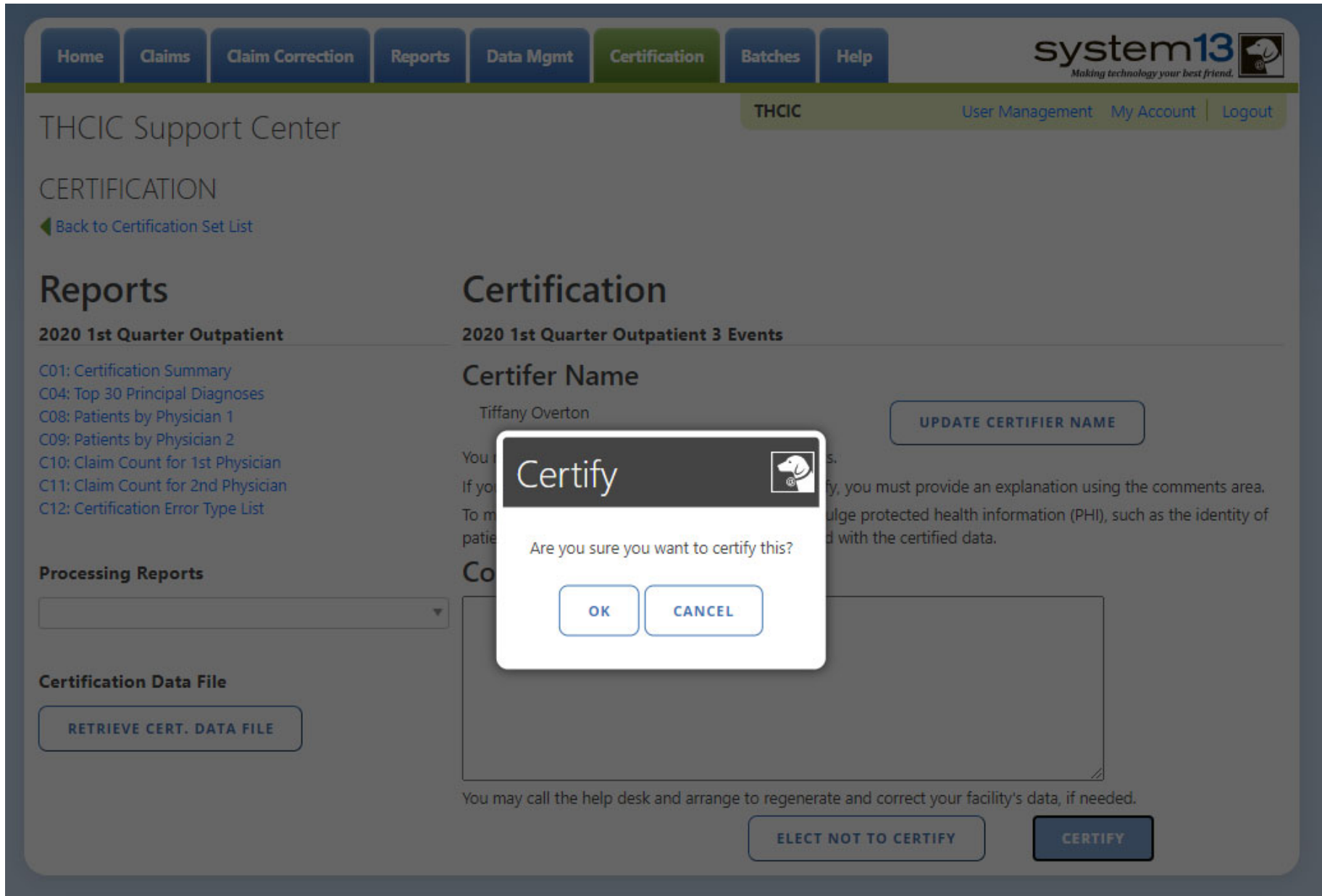
ELECT NOT TO CERTIFY

CERTIFY

Click certify. This **certifies that the data is accurate “as is.”**



# Certification - Certify



The screenshot shows the 'system13' web application interface. The navigation bar includes 'Home', 'Claims', 'Claim Correction', 'Reports', 'Data Mgmt', 'Certification' (highlighted), 'Batches', and 'Help'. The page title is 'THCIC Support Center' and the user is logged in as 'THCIC'. The main content area is titled 'CERTIFICATION' and shows a 'Back to Certification Set List' link. Under the 'Reports' section, there is a list of reports for '2020 1st Quarter Outpatient', including 'C01: Certification Summary', 'C04: Top 30 Principal Diagnoses', 'C08: Patients by Physician 1', 'C09: Patients by Physician 2', 'C10: Claim Count for 1st Physician', 'C11: Claim Count for 2nd Physician', and 'C12: Certification Error Type List'. The 'Certification' section shows '2020 1st Quarter Outpatient 3 Events' with a 'Certifier Name' of 'Tiffany Overton' and an 'UPDATE CERTIFIER NAME' button. A 'Certify' dialog box is open in the foreground, asking 'Are you sure you want to certify this?' with 'OK' and 'CANCEL' buttons. At the bottom of the page, there are buttons for 'ELECT NOT TO CERTIFY' and 'CERTIFY'.



# Certification - Certify



The screenshot shows the 'system13' web application interface. At the top, there is a navigation bar with buttons for Home, Claims, Claim Correction, Reports, Data Mgmt, Certification (highlighted), Batches, and Help. The 'system13' logo is on the right with the tagline 'Making technology your best friend.' Below the navigation bar, the page title is 'THCIC Support Center' and the user is logged in as 'THCIC'. There are links for 'User Management', 'My Account', and 'Logout'. The main content area is titled 'CERTIFICATION' and includes a link to 'Back to Certification Set List'. There are two columns: 'Reports' and 'Certification'. The 'Reports' column lists various reports like '2020 1st Quarter Outpatient' and 'C01: Certification Summary'. The 'Certification' column shows '2020 1st Quarter Outpatient 3 Events' and 'Certifier Name'. A modal dialog box titled 'Certification Confirmation' is open in the foreground, displaying a green checkmark and the message: 'You have certified the events for 2020 1st Quarter Outpatient'. Below this, it shows 'Certifier Name: Tiffany Overton' and '(No comments entered for the quarter)'. An 'OK' button is at the bottom of the dialog.

# Confirmation - Certify Email Confirmation

Wed 6/17/2020 9:46 AM  
D DSHS - Center for Health Statistics <noreply@system13.com>  
THCIC Outpatient 1Q2020 Data Certification for 000029 [G1]

To  Overton, Tiffany (DSHS)  
 We removed extra line breaks from this message.

WARNING: This email is from outside the HHS system. Do not click on links or attachments unless you expect them from the sender and know the content is safe.

Texas Health Care Information Collection THCIC

1Q2020 Certification of Data

Your facility, THCIC Id 000029, has completed the certification of their Outpatient 1Q2020 data.

Thank you.

**The certifier of record will get this email when the data has been certified.**

# Certification – Certify With Comments

## Certification

2020 1st Quarter Outpatient 3 Events

### Certifier Name

Tiffany Overton

UPDATE CERTIFIER NAME

You may certify your data with or without comments.

If your data contains errors or you elect not to certify, you must provide an explanation using the comments area. To maintain confidentiality, comments must not divulge protected health information (PHI), such as the identity of patients or physicians. All comments will be released with the certified data.

### Comments

You may call the help desk and arrange to regenerate and correct your facility's data, if needed.

ELECT NOT TO CERTIFY

CERTIFY

Please put comments in the comments field, if you are certifying your data is **accurate “as is.”** and releasing comments with your data. Once you have entered your comments, click certify.

# Certification – Certify With Comments

## Certification

2020 1st Quarter Outpatient 3 Events

### Certifier Name

Tiffany Overton

UPDATE CERTIFIER NAME

You may certify your data with or without comments.

If your data contains errors or you elect not to certify, you must provide an explanation using the comments area.

To maintain confidentiality, comments must not divulge protected health information (PHI), such as the identity of patients or physicians. All comments will be released with the certified data.

### Comments

Type in comments to be released with the facility's data, in this section. The comments can be typed in a word document (or other document), cut and pasted in the comment section.

**PLEASE NOTE:**

**To maintain confidentiality, comments must not disclose the identity of patients or physicians.** Please do not include PHI/PPI information.

You may call the help desk and arrange to regenerate and correct your facility's data, if needed.

ELECT NOT TO CERTIFY

CERTIFY

# Certification – Certify With Comments

The screenshot shows the 'system13' web application interface. The navigation bar includes 'Home', 'Claims', 'Claim Correction', 'Reports', 'Data Mgmt', 'Certification', 'Batches', and 'Help'. The 'Certification' tab is active. The page title is 'THCIC Support Center'. A breadcrumb trail shows 'Back to Certification Set List'. The main content area is titled 'Certification' and displays a list of reports under '2021 3rd Quarter Inpatient', including 'C01: Certification Summary' and various diagnostic and procedure reports. A 'Processing Reports' section shows a dropdown menu with 'Hardcopy Encounter Error Summary'. A 'Certification Data File' section has a 'REGENERATE CERT. DATA FILE' button. A large text area contains the text 'These are my 2021 3rd Quarter Inpatient 8 Encounters comments.' Below this are buttons for 'ELECT NOT TO CERTIFY' and 'CERTIFY'. A modal dialog box is overlaid on the page, titled 'Verify no PHI/PII in Comments'. The dialog contains the text: 'Comments are released publicly. Have you verified your comments do not contain any PHI/PII?' and two buttons: 'YES' and 'NO'.

**When a facility elects to certify with comments, please add your comments in the field before you click to certify this data. Comments cannot contain PHI/PII information.**



# Confirmation - Certify With Comments

## Email Confirmation



Wed 6/17/2020 9:46 AM

DSHS - Center for Health Statistics <noreply@system13.com>

THCIC Outpatient 1Q2020 Data Certification for 000029 [G1]

To Overton, Tiffany (DSHS)

We removed extra line breaks from this message.

WARNING: This email is from outside the HHS system. Do not click on links or attachments unless you expect them from the sender and know the content is safe.

Texas Health Care Information Collection THCIC

1Q2020 Certification of Data

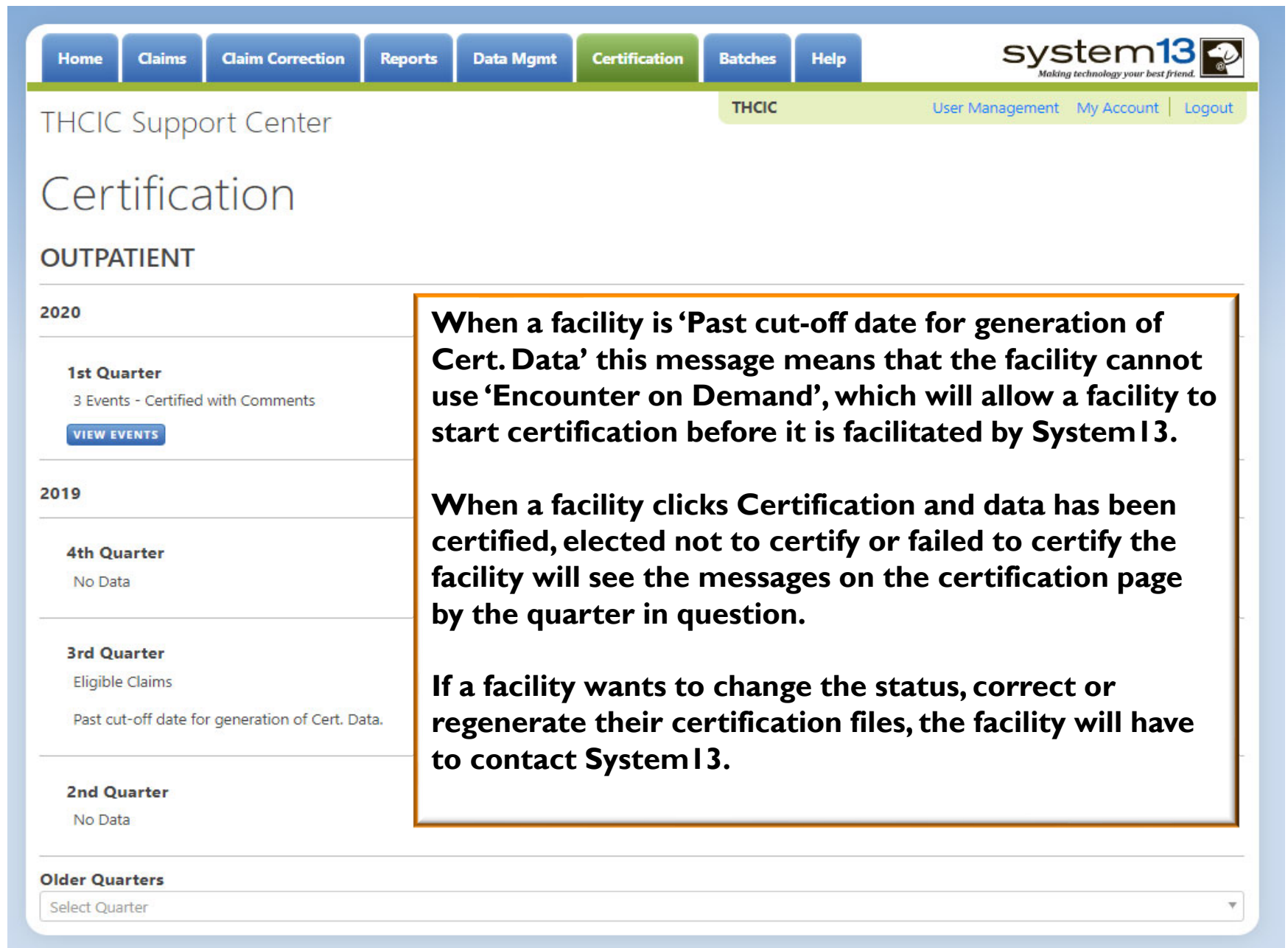
Your facility, THCIC Id 000029, has completed the certification of their Outpatient 1Q2020 data.

Thank you.

**The certifier of record will get this email when the data has been certified with comments.**



# Certification Completed/ Status



The screenshot shows the 'Certification' page in the System 13 application. The navigation bar includes 'Home', 'Claims', 'Claim Correction', 'Reports', 'Data Mgmt', 'Certification' (highlighted), 'Batches', and 'Help'. The page title is 'THCIC Support Center' and 'Certification'. The main content area is titled 'OUTPATIENT' and shows data for the year 2020. The 1st Quarter shows 3 events certified with comments, with a 'VIEW EVENTS' button. The 2019 section shows the 4th Quarter with no data, the 3rd Quarter with eligible claims and a past cut-off date for data generation, and the 2nd Quarter with no data. An 'Older Quarters' dropdown menu is at the bottom.

**When a facility is 'Past cut-off date for generation of Cert. Data' this message means that the facility cannot use 'Encounter on Demand', which will allow a facility to start certification before it is facilitated by System I3.**

**When a facility clicks Certification and data has been certified, elected not to certify or failed to certify the facility will see the messages on the certification page by the quarter in question.**

**If a facility wants to change the status, correct or regenerate their certification files, the facility will have to contact System I3.**

# Certification Completed/ Activity Dashboard – Grid View



Home Claims Claim Correction Reports Data Mgmt Certification Batches Help

## Activity Dashboard

THCIC
User Management
My Account
Logout

WEB CLAIM ENTRY

CORRECT ERRORS

START CERTIFICATION

**Q4**  
2019

**SUBMISSION**  
*No claims are present for this quarter.*

Submission due **2 Mar 2020**  
Correction due **1 May 2020**

**CERTIFICATION**  
*No claims are present for this quarter.*

Certification due **15 Jul 2020**

**Q1**  
2020

**SUBMISSION**  
**Outpatient**  
*Data is already built into a certification set.*

Submission due **1 Jun 2020**  
Correction due **3 Aug 2020**

**CERTIFICATION**

	Outpatient
JAN	1
FEB	1
MAR	1
<b>TOTAL</b>	<b>3</b>
<b>ACCURACY</b>	<b>100%</b>

**Outpatient**  
Certified

Certification due **15 Oct 2020**

**NEXT DEADLINE**  
Q4 2019 CERTIFICATION

**15**  
DAYS

**Performance History**

Quarter	Inpatient - Bad	Inpatient - Good	Outpatient - Bad	Outpatient - Good
Q4 2019	0	0	0	0
Q1 2020	0	0	0	3
Q2 2020	0	0	0	0
Q3 2020	0	0	0	0

**Q2**  
2020

**SUBMISSION**  
*No claims are present for this quarter.*

Submission due **1 Sep 2020**  
Correction due **1 Nov 2020**


**CERTIFICATION**  
*No claims are present for this quarter.*

Certification due **15 Jan 2021**

**QUICK TIP:**  
*To protect your data, THCIC requires passwords to be reset every 60 days.*

# Certification Completed/ Activity Dashboard – List View

Home
Claims
Claim Correction
Reports
Data Mgmt
Certification
Batches
Help



Activity Dashboard

THCIC
User Management
My Account
Logout

WEB CLAIM ENTRY
CORRECT ERRORS
START CERTIFICATION

**Q4**  
2019  
SUBMISSION

*No claims are present for this quarter.*

Submission due **2 Mar 2020** | Correction due **1 May 2020**

**Q4**  
2019  
CERTIFICATION

*No claims are present for this quarter.*


Certification due **15 Jul 2020**

**Q1**  
2020  
SUBMISSION

**Outpatient**  
*Data is already built into a certification set.*

Submission due **1 Jun 2020** | Correction due **3 Aug 2020**

**Q1**  
2020  
CERTIFICATION

	Outpatient	
JAN	1	<b>Outpatient</b> <i>Certified</i> 
FEB	1	
MAR	1	
<b>TOTAL</b>	<b>3</b>	Certification due <b>15 Oct 2020</b>
<b>ACCURACY</b>	<b>100%</b>	

**Q2**  
2020  
SUBMISSION

*No claims are present for this quarter.*

Submission due **1 Sep 2020** | Correction due **1 Nov 2020**

**Q2**  
2020  
CERTIFICATION

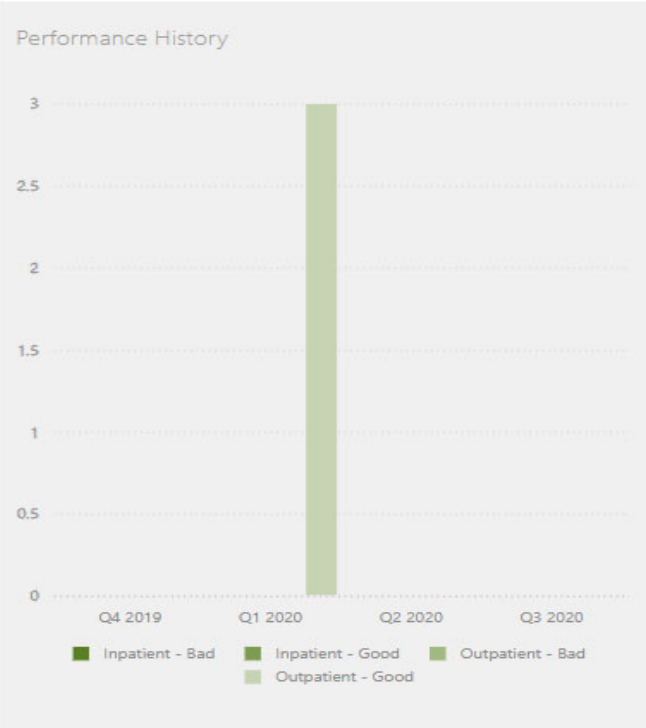
*No claims are present for this quarter.*

Certification due **15 Jan 2021**

**NEXT DEADLINE**  
Q4 2019 CERTIFICATION

15  
DAYS

Performance History



**QUICK TIP:**

*To protect your data, THCIC requires passwords to be reset every 60 days.*

115



Helpful  
Tips

# Certification Tips



Helpful  
Tips

## Suggestions on how to provide physician certification review.

- ✗ Involve physicians sooner in the data review process.
- ✗ Provide reports to physicians when data is submitted to THCIC or sooner.
- ✗ Recruit physician advocates.
- ✗ Develop reports that better fit the facility organization's personality.



Helpful  
Tips

## Suggestions on researching mapping problems.

- ✗ If a facility is using a vendor, contact the vendor to see if problem has already been reported.
- ✗ If a facility is not using a vendor, the facility must check with their Information Systems department and have them check their programs.
- ✗ Look at submission reports for skews.

# Certification

## Questions/ Comments



Questions, comments or need clarification please e-mail



[thcichelp@dshs.state.tx.us](mailto:thcichelp@dshs.state.tx.us)

The e-mail should include the facility's THCIC ID.

# THCIC Contact



Address:

Texas Health Care Information Collection  
Dept of State Health Services – Center for Health  
Statistics  
1100 W 49th St, Ste M-660  
Austin, TX 78756



Phone: 512- 776-7261






E-mail: [THCIChelp@dshs.texas.gov](mailto:THCIChelp@dshs.texas.gov)



Web site: <https://www.dshs.texas.gov/texas-health-care-information-collection>

# THCIC Contact

- ✕ Contact Tiffany Overton at email  [Tiffany.Overton@dshs.texas.gov](mailto:Tiffany.Overton@dshs.texas.gov) if a facility has questions concerning the submission, correction, or certification of data.
- ✕ Contact Dee Roes at email  [Dee.Roes@dshs.texas.gov](mailto:Dee.Roes@dshs.texas.gov) if submitter test/production files reject due to a submission address or EIN/NPI number.
- ✕ For general questions or to request information about THCIC please e-mail to  [thcichelp@dshs.texas.gov](mailto:thcichelp@dshs.texas.gov).



## Contact



Address:

System I 3, Inc  
1648 State Farm Blvd.  
Charlottesville, VA 22911



Phone: 1-888-308-4953



Fax: 434-979-1047



E-mail: [THCIChelp@system13.com](mailto:THCIChelp@system13.com)



Web site: <https://thcic.system13.com>