



Weekly Flu Surveillance Report

Week 46- November 13th- November 19th, 2022

Disclaimer

Most cases of influenza are not reportable in the state of Texas, thus the data in this report was collected from hospitals, clinics, and schools throughout the region who have agreed to voluntarily submit data.

Definitions

ILI: Influenza-Like Illness. This is an illness that resembles the flu, but has not been confirmed. **Rapid:** These tests are typically done in-house to quickly test for influenza. **PCR:** These tests are generally more precise than rapid tests and are performed at the DSHS state lab and many commercial labs to confirm a case of influenza.

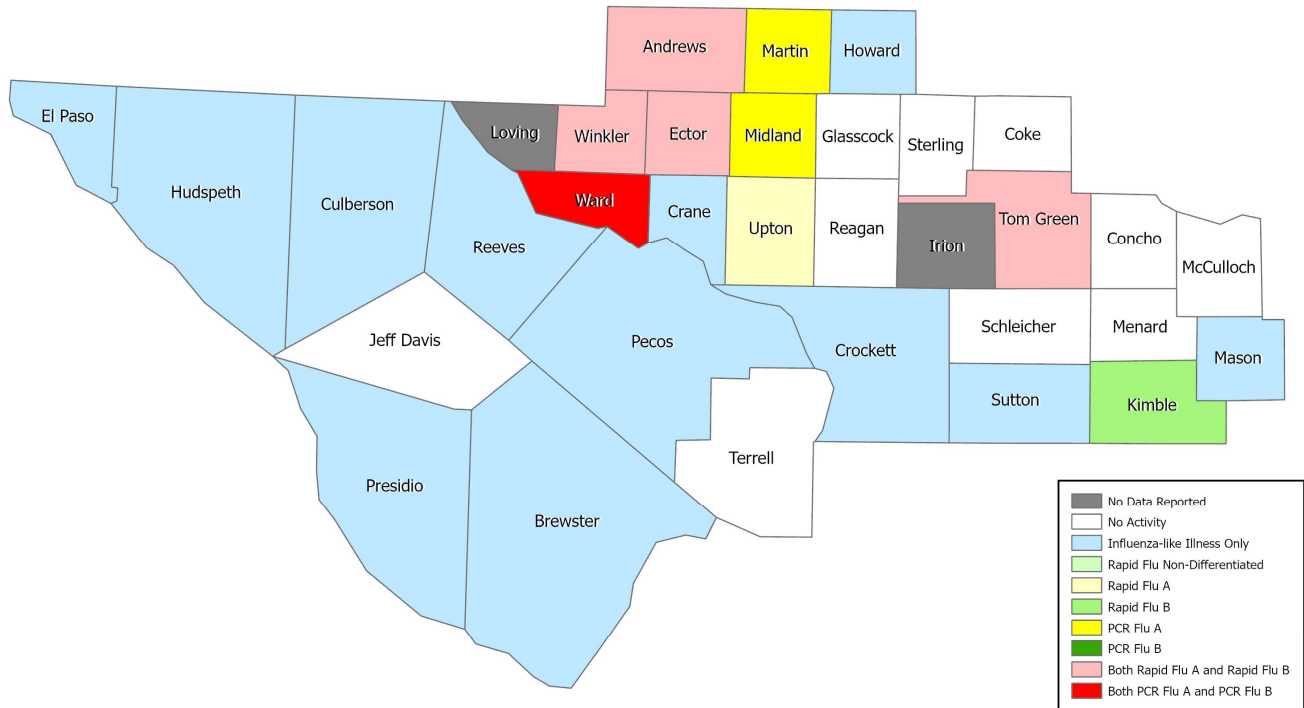
Summary Data

Condition	Week 46	Week 45	Week 44
Number of Counties Reporting (36 total)	→ 33	33	36
Number of Counties Reporting ILI	→ 20	20	20
Number of Counties Reporting High Levels of ILI*	↑ 12	9	16
Number of Counties Reporting Flu A	→ 8	8	7
Number of Counties Reporting Flu B	↑ 6	4	5
Number of Counties Reporting Flu A & Flu B	↑ 5	4	5

The arrows represent changes from the previous week. A sideways arrow means there was no change in that condition.

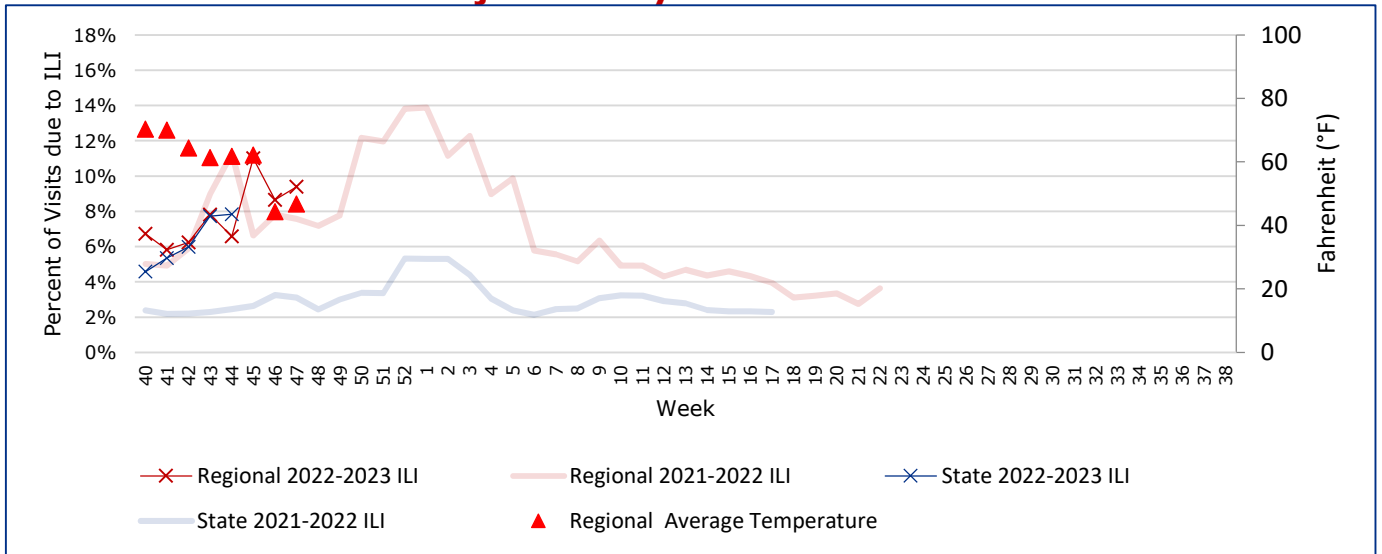
*Counties with total percent of visits due to ILI above 4.0% for the week are considered to have high/abnormal levels.

Map of Regional Flu Activity



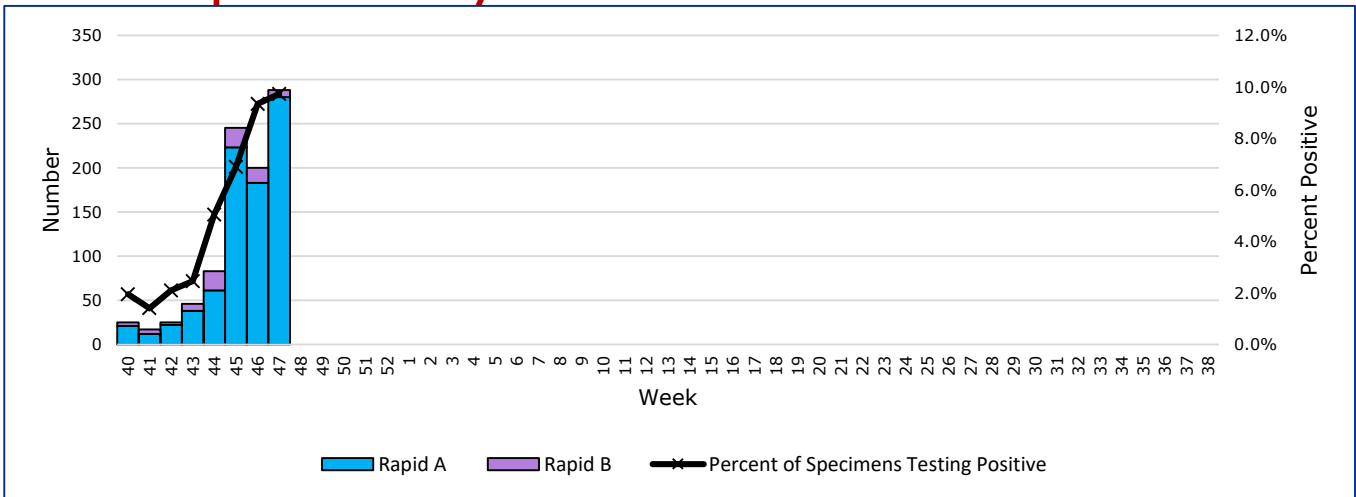
The map above depicts the previous week's reports of flu or influenza-like illness activity in each county. The legend on the bottom right of the map describes the meaning of each color.

Influenza-Like Illness Projections by Week



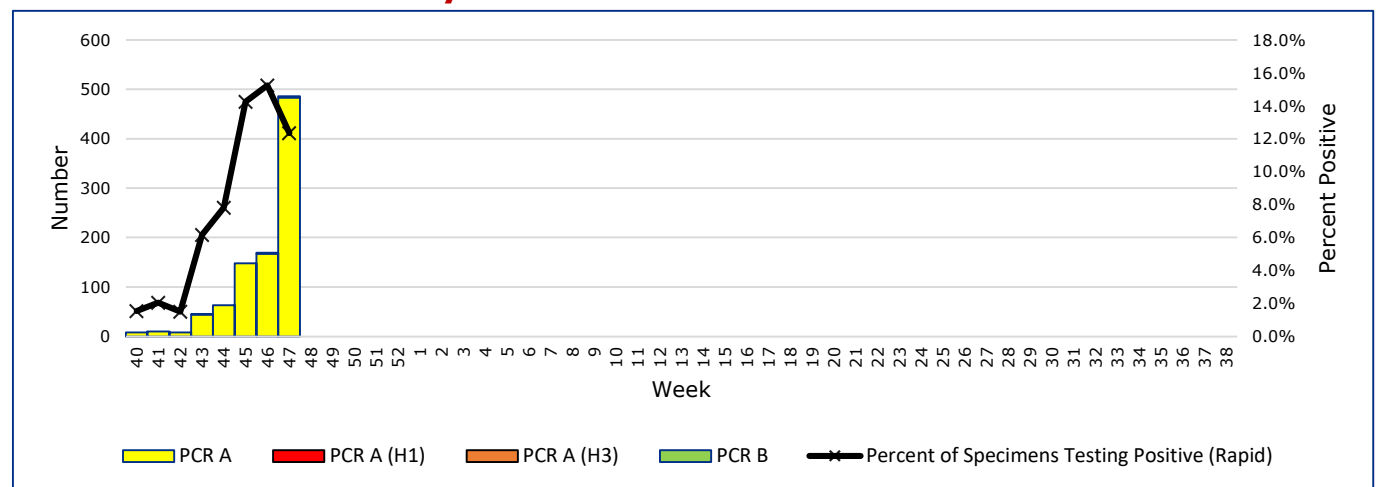
This chart documents the percentage of patient visits that were due to ILI at hospitals and clinics around the region, excluding confirmed COVID cases. It compares our region's data with the state's data and also compares to last flu season. It also includes average regional weather temperature data by week, from 5 sites around the region.

Positive Rapid Flu Tests by Week



This chart documents the number of rapid tests that have come back positive for flu A and flu B each week throughout the region.

Positive PCR Flu Tests by Week

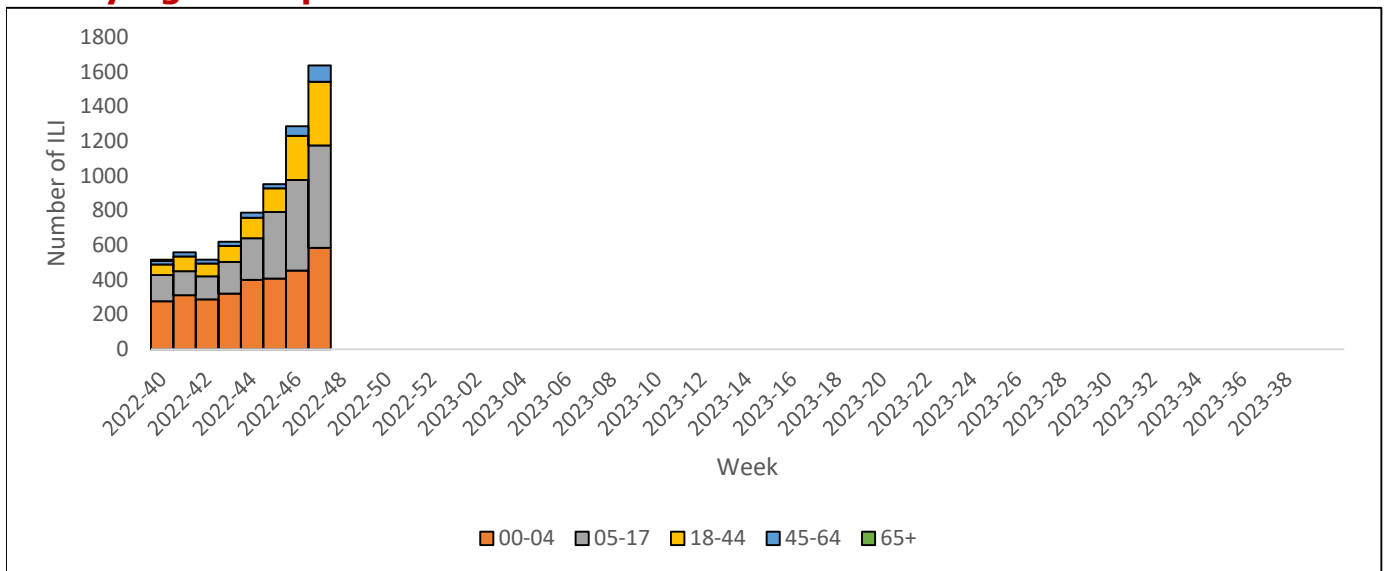


This chart documents the number of PCR tests that have come back positive for flu A and flu B each week throughout the region.

Flu Data by County

County	Week 46				Week 45				Week 44			
	Patient Visits	% with ILI	Flu A	Flu B	Patient Visits	% with ILI	Flu A	Flu B	Patient Visits	% with ILI	Flu A	Flu B
Andrews	650	12%	15	2	1098	0%	16	0	564	12%	10	2
Brewster	72	0%	0	0	101	0%	0	0	97	0%	0	0
Coke	1	0%	0	0	3	0%	0	0	14	0%	0	0
Concho	20	0%	0	0	14	0%	0	0	18	0%	0	0
Crane	31	0%	0	0	33	0%	0	0	36	0%	0	0
Crockett	7	0%	0	0	7	0%	0	0	4	0%	0	0
Culberson	11	0%	0	0	10	0%	0	0	9	0%	0	0
Ector	5904	17%	222	6	9160	21%	244	8	5340	15%	64	4
El Paso	11756	0%	0	0	10586	0%	0	0	9344	0%	0	0
Glasscock	4	0%	0	0	6	0%	0	0	4	0%	0	0
Howard	510	5%	0	0	681	0%	0	0	359	0%	0	0
Hudspeth	22	0%	0	0	28	0%	0	0	21	0%	0	0
Irion	0		0	0	1	0%	0	0	1	0%	0	0
Jeff Davis	11	0%	0	0	12	0%	0	0	17	0%	0	0
Kimble	137	20%	0	2	412	0%	3	0	264	11%	16	12
Loving	0		0	0	0		0	0	2	0%	0	0
McCulloch	8	0%	0	0	11	0%	0	0	6	0%	0	0
Martin	240	13%	4	0	464	0%	8	0	47	0%	0	0
Mason	41	0%	0	0	28	0%	0	0	31	0%	0	0
Menard	12	0%	0	0	13	0%	0	0	15	0%	0	0
Midland	2932	15%	64	0	4634	0%	49	2	2809	13%	25	0
Pecos	130	0%	0	0	107	0%	0	0	132	0%	0	0
Presidio	30	0%	0	0	42	0%	0	0	39	0%	0	0
Reagan	19	0%	0	0	22	0%	0	0	20	0%	0	0
Reeves	180	0%	0	0	202	0%	0	0	195	0%	0	0
Schleicher	1	0%	0	0	0		0	0	2	0%	0	0
Sterling	1	0%	0	0	0		0	0	1	0%	0	0
Sutton	19	0%	0	0	21	0%	0	0	19	0%	0	0
Terrell	4	0%	0	0	9	0%	0	0	6	0%	0	0
Tom Green	1357	6%	18	4	2865	2%	34	10	1373	4%	6	1
Upton	133	23%	7	0	195	0%	2	0	110	4%	1	0
Ward	767	44%	14	2	763	0%	0	0	114	0%	0	0
Winkler	359	25%	4	3	635	13%	14	2	381	16%	2	3
Total	25641	8.6%	348	19	32475	10.8%	370	22	21657	6.8%	124	22

ILI by Age Group



This chart documents the number of ILI admissions in hospitals around the region by age group from syndromic surveillance data. It excludes ILI with a confirmed COVID-19 discharge diagnosis.

Influenza in Schools*

There are 6 regional schools reporting influenza cases for Week 46, and 12 regional schools reporting respiratory illnesses in students and staff.

***current data is limited to schools that are not covered by local health departments**

Flu-Associated Pediatric Deaths & Outbreaks

No flu-associated pediatric deaths have been reported in PHR 9/10 this flu season. In PHR 9/10, no flu outbreaks have been reported for Week 46.

For a more comprehensive look at respiratory illnesses circulating throughout Texas, please visit: <https://www.dshs.state.tx.us/IDCU/disease/influenza/surveillance/2022-2023-Texas-Influenza-Surveillance-Activity/> and select the "Current Extended Flu Activity Report"