



DSHS Arbovirus Activity Report
Week #46 (ending November 14, 2014)
Report Date: November 18, 2014

Table 1. Arbovirus Activity Summary, Texas, Weeks 1-46

Virus	Mosquito			Avian	Equine	Human						TOTAL
	DSHS Lab Reports	Non-DSHS Lab Reports	TOTAL (MOSQUITO POOLS)			Fever	Neuroinvasive	Hemorrhagic Fever	TOTAL (HUMAN)	Deaths	PVD‡	
CHIKV*						53			53			53
DENV*						16		1	17			17
EEEV					5							5
SLEV	5	2	7			1	1		2			9
WNV	310	1714	2024	77	18	104	191		295	4	59	2414
TOTAL REPORTS	315	1716	2031	77	23	174	192	1	367	4		2498

CHIKV - Chikungunya Virus

DENV - Dengue Virus

EEEV - Eastern Equine Encephalitis Virus

SLEV - Saint Louis Encephalitis Virus

WNV - West Nile Virus

*All reported cases are imported.

‡PVD - Presumptive viremic blood donors are people who had no symptoms at the time of donating blood through a blood collection agency, but whose blood tested positive when screened for the presence of West Nile virus. Unless they meet the case reporting criteria, they are not counted as a case for official reporting purposes and are not included in the "total reports" column.

Table 2. Arbovirus Activity by County, Weeks 1-46

County	CHIKV*		DENV*		EEEV			SLEV		WNV							COUNTY TOTAL**
	M	H	M	H	M	E	H	M	H	M	A	E	H				
													WNF	WNND	PVD‡	TOTAL	
Angelina														3	1	3	3
Austin														2		2	2
Bailey													1			1	1
Bastrop													1			1	1
Bell															1		
Bexar		5											2	3		5	10
Bowie															1		
Brazoria		2		1						17			4	4	1	8	28
Brazos										15			1	2		3	18
Briscoe													3	1		4	4
Caldwell												1					1
Cass						1											1
Castro													4	1	1	5	5
Collin		2		1						2			1		1	1	6
Colorado													1			1	1
Comal		1												1		1	2
Crosby													1	1	2	2	2
Dallas		5								116			7	4	2	11	132
Deaf Smith													2	1		3	3
Denton		6		1						25			1	3	1	4	36
Ector														2		2	2
El Paso		2		2				3		4		1	7	8		15	27
Ellis										3			1			1	4
Erath													1			1	1
Floyd													1	1		2	2
Fort Bend										14			2	2		4	18
Freestone				1													1
Galveston				1						7			1	1	1	2	10
Gonzales		1										3					4
Gray														1		1	1
Grayson										16		1					17
Gregg		1															1
Grimes													1	1		2	2
Hale													1	1		2	2
Hall													2			2	2
Hardin						1									1		1
Harris		8		1				1	1	1285	77		21	73	20	94	1467
Haskell													1			1	1

County	CHIKV*		DENV*		EEEV			SLEV		WNV							COUNTY TOTAL**	
	M	H	M	H	M	E	H	M	H	M	A	E	H					
													WNF	WNND	PVD‡	TOTAL		
Hays		2																2
Hemphill													1				1	1
Hidalgo		1		1								2		2	1	2		6
Hill															1			
Hockley												1						1
Hopkins													1				1	1
Hunt								2										2
Hutchinson														1			1	1
Jefferson						1		1		1			1	1		2		5
Jim Wells															1			
Johnson										8								8
Lamb													1	1		2		2
Leon														1		1		1
Liberty														5		5		5
Limestone															1			
Lipscomb													1			1		1
Lubbock													3	3	1	6		6
Madison												1						1
Martin														1		1		1
Matagorda									1									1
McLennan														1		1		1
Medina												1						1
Midland		1												2		2		3
Montgomery		1		2						182		2	8	21	5	29		216
Moore												1		1		1		2
Navarro													1	1		2		2
Newton						1												1
Nueces				1						1				1		1		3
Ochiltree												1		1		1		2
Orange		1								1					1			2
Palo Pinto															1			
Parker												1	1			1		2
Parmer													2			2		2
Polk														1		1		1
Potter													3	3	3	6		6
Randall													3	5	5	8		8
Rockwall										1								1
Runnels														1		1		1
Smith														1		1		1
Swisher													2	1		3		3
Tarrant		7								317			6	8	4	14		338

County	CHIKV*		DENV*		EEEV			SLEV		WNV							COUNTY TOTAL**
	M	H	M	H	M	E	H	M	H	M	A	E	H				
													WNF	WNND	PVD‡	TOTAL	
Taylor														1		1	1
Tom Green				1										3	2	3	4
Travis		6		3						6			1	4		5	20
Tyler						1											1
Uvalde														1		1	1
Walker														2		2	2
Waller													1			1	1
Washington												1					1
Wichita										1		1		1		1	3
Williamson		1		1						2							4
Total Number of Reports		53		17		5		7	2	2024	77	18	104	191	59	295	2498

M-mosquito A-avian E-equine H-human

CHIKV - Chikungunya Virus

DENV - Dengue Virus

EEEV - Eastern Equine Encephalitis Virus

SLEV - Saint Louis Encephalitis Virus

WNV - West Nile Virus

WNF - West Nile Fever

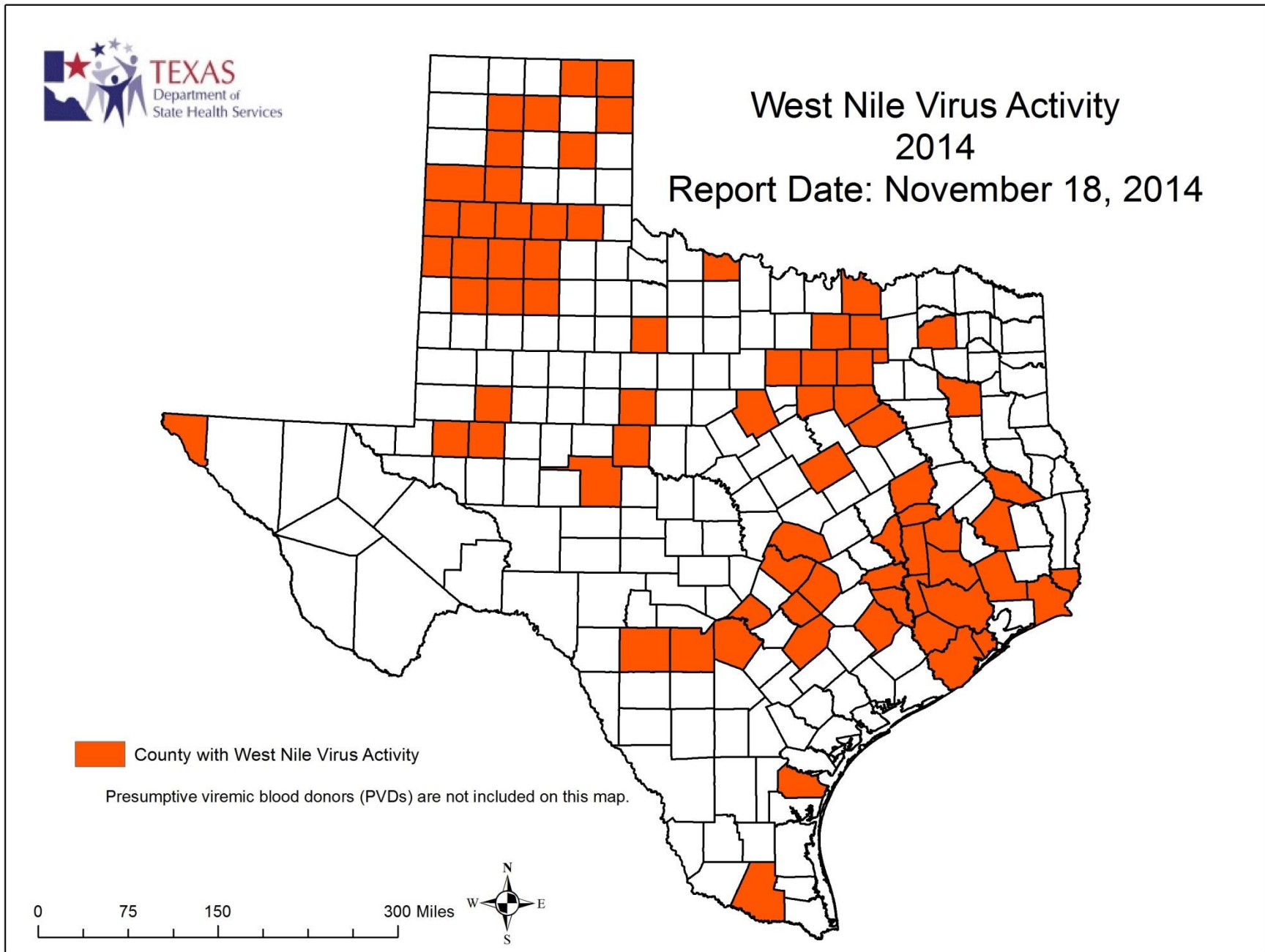
WNND - West Nile Neuroinvasive Disease

*All reported cases are imported.

**Total may not equal the sum of the contributing subtotals because some counties will have reports from multiple species and/or for multiple diseases or disease syndromes.

‡Presumptive viremic blood donors (PVDs) are not included in any of the "total columns".

Figure 1. Texas Counties Reporting any WNV Activity, Weeks 1-46



A Texas map showing the names of each County is available at www.dshs.state.tx.us/regions/stregctymap.pdf.

Figure 2. Epidemiologic Curve of Mosquito WNV Activity, 2011-2014

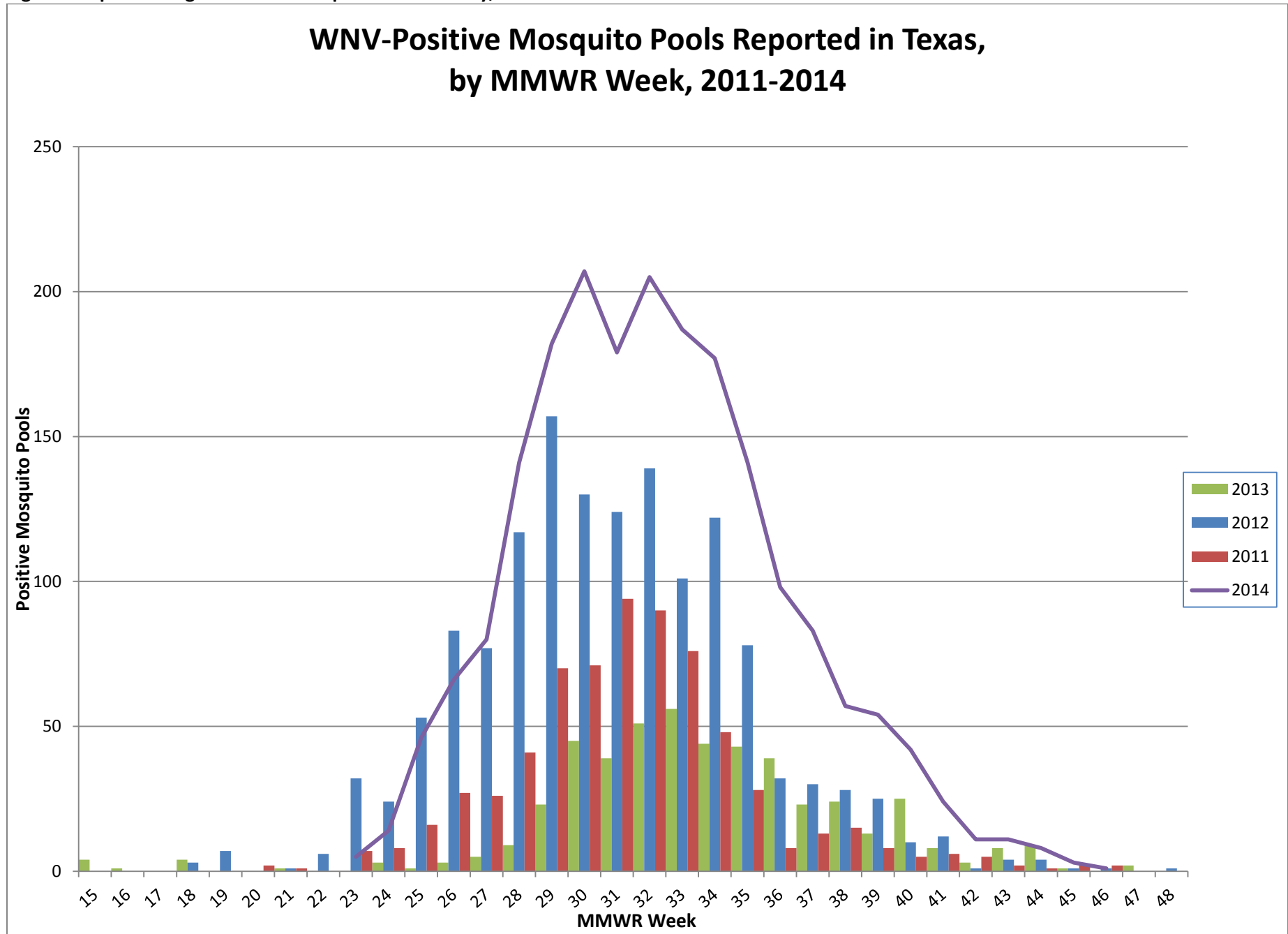
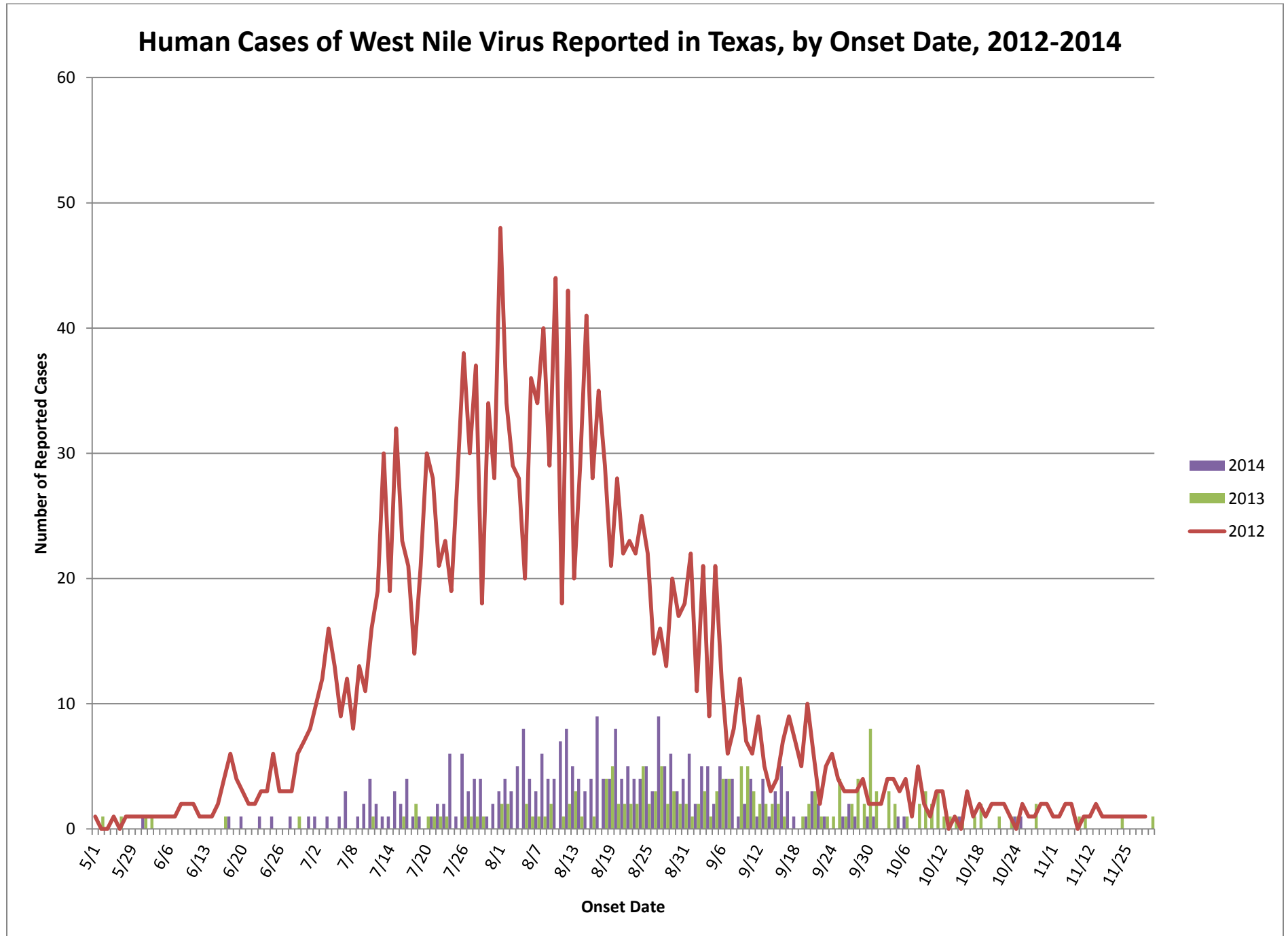


Figure 3. Epidemiologic Curve of Human WNV Activity, 2012-2014



For more detailed information about arboviruses found in Texas, please visit <http://www.dshs.state.tx.us/idcu/disease/arboviral/>.