



# Weekly Flu Surveillance Report

Week 52 - December 24th-December 30th, 2023

## Disclaimer

Most cases of influenza are not reportable in the state of Texas, thus the data in this report was collected from hospitals, clinics, and schools throughout the region who have agreed to voluntarily submit data.

## Definitions

**ILI:** Influenza-Like Illness. This is an illness that resembles the flu, but has not been confirmed. **Rapid:** These tests are typically done in-house to quickly test for influenza. **PCR:** These tests are generally more precise than rapid tests and are performed at the DSHS state lab and many commercial labs to confirm a case of influenza.

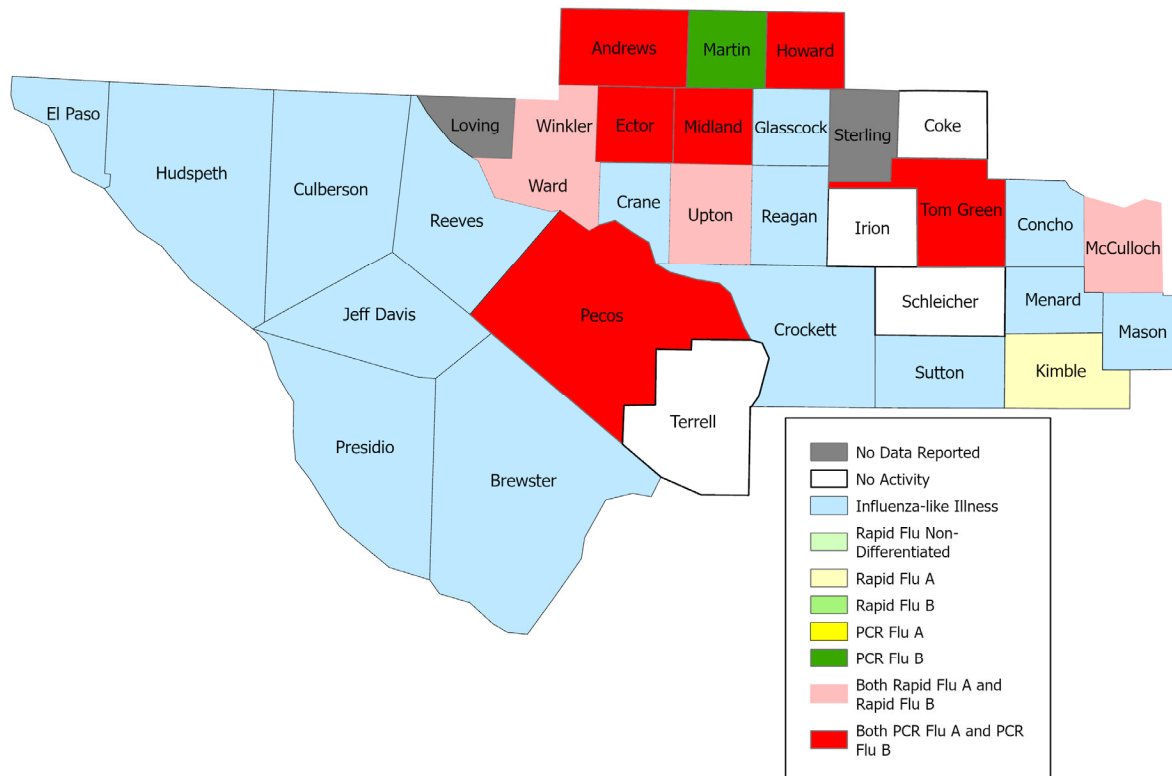
## Summary Data

Condition	Week 52	Week 51	Week 50
Number of Counties Reporting (36 total)	↓ 34	36	32
Number of Counties Reporting ILI	↑ 24	21	23
Number of Counties Reporting High Levels of ILI*	↑ 15	14	12
Number of Counties Reporting Flu A	↑ 12	9	11
Number of Counties Reporting Flu B	↑ 11	8	10
Number of Counties Reporting Flu A & Flu B	↑ 11	8	10

The arrows represent changes from the previous week. A sideways arrow means there was no change in that condition.

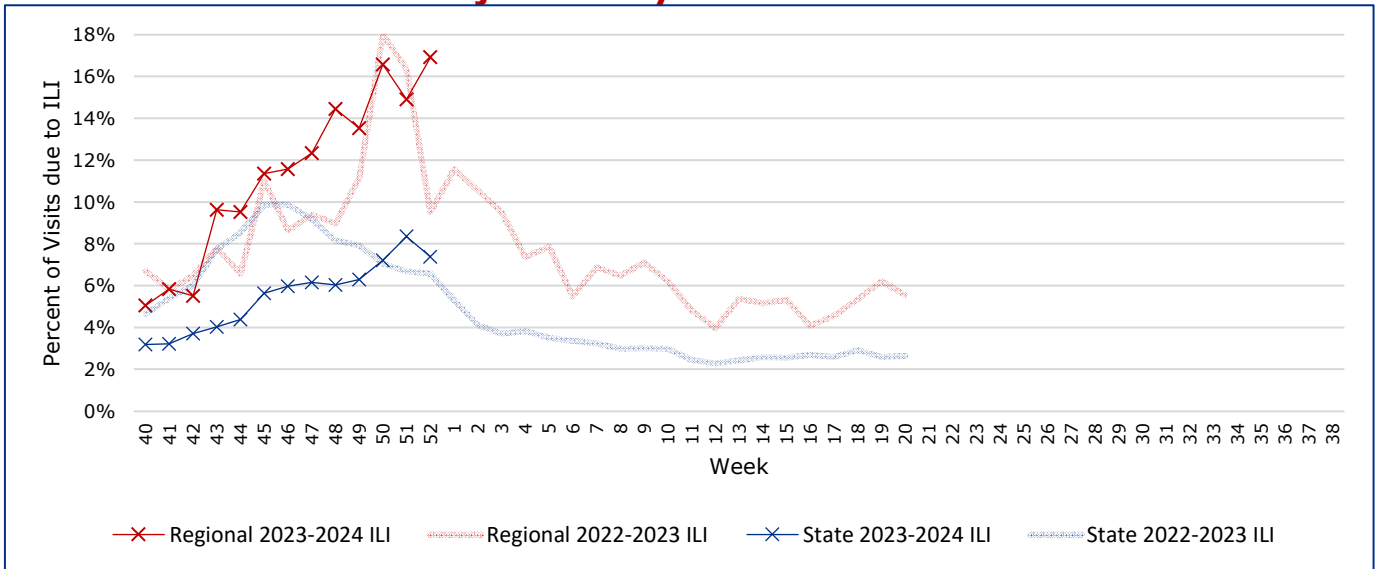
\*Counties with total percent of visits due to ILI above 4.0% for the week are considered to have high/abnormal levels.

## Map of Regional Flu Activity



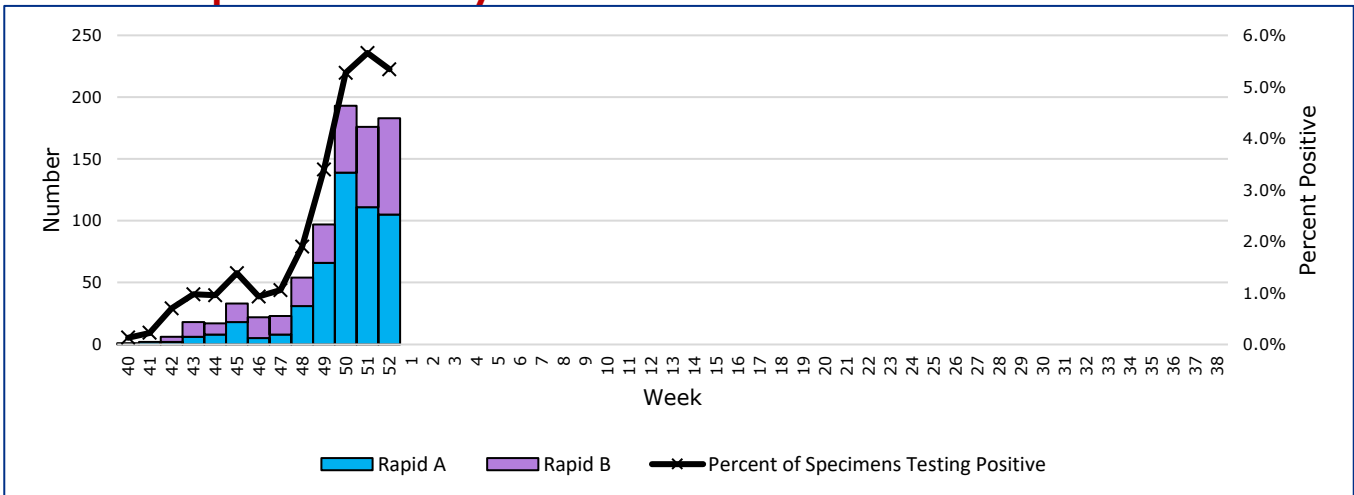
The map above depicts the previous week's reports of flu or influenza-like illness activity in each county. The legend on the bottom right of the map describes the meaning of each color.

## Influenza-Like Illness Projections by Week



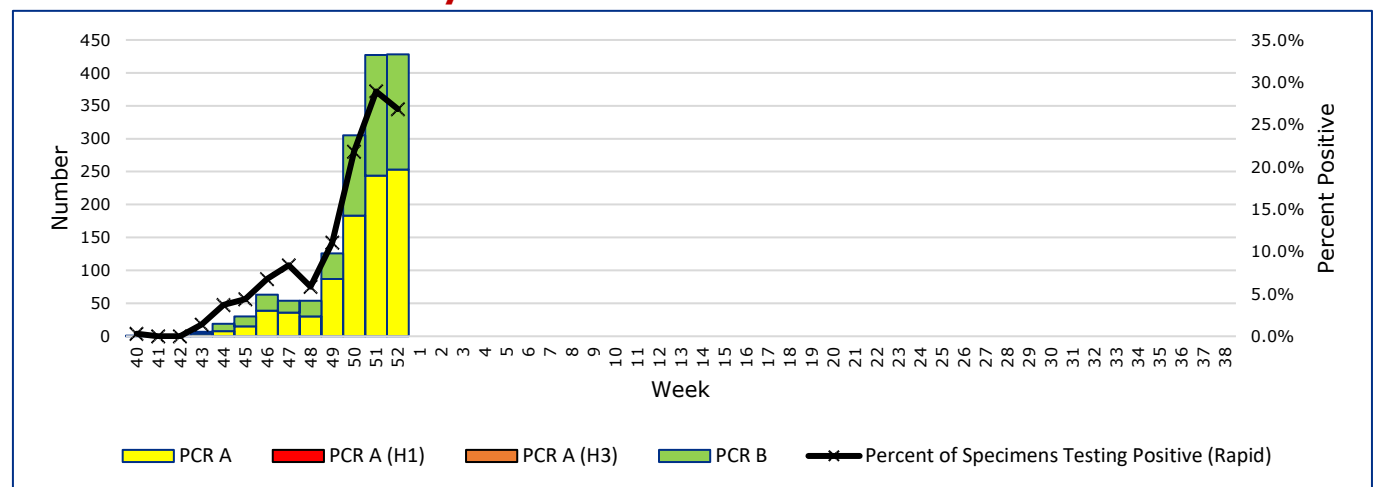
This chart documents the percentage of patient visits that were due to ILI at hospitals and clinics around the region, excluding confirmed COVID cases. It compares our region's data with the state's data and also compares to last flu season.

## Positive Rapid Flu Tests by Week



This chart documents the number of rapid tests that have come back positive for flu A and flu B each week throughout the region.

## Positive PCR Flu Tests by Week



This chart documents the number of PCR tests that have come back positive for flu A and flu B each week throughout the region.

## Flu Data by County

County	Week 52				Week 51				Week 50			
	Patient Visits	% with ILI	Flu A	Flu B	Patient Visits	% with ILI	Flu A	Flu B	Patient Visits	% with ILI	Flu A	Flu B
Andrews	540	29%	33	7	677	23%	38	14	646	16%	18	11
Borden	1	0%	0	0	1	0%	0	0	2	0%	0	0
Brewster	86	0%	0	0	91	0%	0	0	77	0%	0	0
Coke	2	0%	0	0	10	0%	0	0	3	0%	0	0
Concho	17	0%	0	0	24	0%	0	0	20	0%	0	0
Crane	49	0%	0	0	40	0%	0	0	52	0%	0	0
Crockett	7	0%	0	0	11	0%	0	0	8	0%	0	0
Culberson	14	0%	0	0	8	0%	0	0	10	0%	0	0
Dawson	163	0%	0	0	204	0%	0	0	168	0%	0	0
Ector	5323	39%	156	99	5447	37%	142	119	6087	38%	179	73
El Paso	7642	0%	0	0	8566	0%	0	0	8099	0%	0	0
Gaines	183	0%	0	0	184	0%	0	0	168	0%	0	0
Glasscock	8	13%	0	0	22	18%	0	0	27	11%	1	0
Howard	581	7%	4	6	639	8%	4	1	531	5%	0	0
Hudspeth	14	0%	0	0	12	0%	0	0	19	0%	0	0
Irion	2	0%	0	0	4	0%	0	0	0		0	0
Jeff Davis	20	0%	0	0	12	0%	0	0	14	0%	0	0
Kimble	113	23%	3	0	139	8%	0	0	235	5%	2	1
Loving	0		0	0	2	0%	0	0	0		0	0
McCulloch	95	82%	6	3	99	82%	6	0	27	0%	0	0
Martin	152	17%	1	2	256	17%	5	1	287	12%	6	3
Mason	31	0%	0	0	31	0%	0	0	193	3%	2	2
Menard	8	0%	0	0	6	0%	0	0	137	0%	0	0
Midland	3128	21%	95	87	3312	21%	105	83	2729	22%	57	60
Pecos	629	14%	8	12	160	0%	0	0	1184	43%	11	6
Presidio	35	0%	0	0	20	0%	0	0	41	0%	0	0
Reagan	27	0%	0	0	23	0%	0	0	17	0%	0	0
Reeves	161	0%	0	0	253	0%	0	0	218	0%	0	0
Schleicher	1	0%	0	0	3	0%	0	0	0		0	0
Sterling	0		0	0	1	0%	0	0	0		0	0
Sutton	22	0%	0	0	10	0%	0	0	29	0%	0	0
Terrell	4	0%	0	0	2	0%	0	0	2	0%	0	0
Tom Green	1521	4%	33	20	1441	3%	36	21	1462	3%	30	18
Upton	123	22%	1	3	150	24%	3	3	135	19%	3	1
Ward	505	46%	8	4	160	0%	0	0	161	0%	0	0
Winkler	381	30%	10	10	426	28%	16	6	481	27%	13	1
<b>Total</b>	<b>21588</b>	<b>16.6%</b>	<b>358</b>	<b>253</b>	<b>22446</b>	<b>14.5%</b>	<b>355</b>	<b>248</b>	<b>23269</b>	<b>16.7%</b>	<b>322</b>	<b>176</b>

## **Flu-Associated Pediatric Deaths & Outbreaks**

No flu-associated pediatric deaths have been reported in PHR 9/10 this flu season. In PHR 9/10, no flu outbreaks have been reported for Week 52.

**For a more comprehensive look at respiratory illnesses circulating throughout Texas, please visit: <https://www.dshs.texas.gov/influenza-flu-provider-information/influenza-flu-surveillance/2023-2024-texas-influenza-surveillance-activity> and select the "Current Flu Activity Report"**