

Texas Department of State Health Services Public Health Region 8 Influenza and COVID-19 Activity Report

This report is a summary of the influenza and COVID-19 activity reported to the Texas Department of State Health Services (DSHS) Public Health Region 8 (PHR 8) Epidemiology Program. To report a notifiable condition, participate in our influenza surveillance program, or for questions regarding this report, please email: Region8.Epi@dshs.texas.gov

Influenza and COVID-19 are respiratory illnesses caused by viruses, which are spread by droplets when a sick person coughs or sneezes. Vaccination, wearing a mask, hand-washing, covering your cough, and social distancing are all good methods of protecting yourself and others from becoming sick with respiratory illnesses. For more information about preventing respiratory illnesses, visit: <https://www.cdc.gov/flu/prevent/actions-prevent-flu.htm> or <https://www.cdc.gov/coronavirus/2019-ncov/prevent-getting-sick/prevention.html>

Definitions:

Influenza Surveillance: Most influenza surveillance is voluntary in the State of Texas. The influenza data included in this report are compiled from weekly reports submitted by flu surveillance partners in Region 8 and records submitted to Texas Syndromic Surveillance (TxS2) that meet criteria for influenza-like illness (ILI).

Syndromic Surveillance: Syndromic surveillance data is collected from emergency departments and other participating facilities that submit data to the TxS2 program.

COVID-19 Surveillance: COVID-19 is a notifiable condition under the Texas Health and Safety Code. COVID-19 data included in this report are collected from positive COVID-19 labs reported to DSHS PHR 8. DSHS PHR 8 reports COVID-19 data for counties covered by the Regional Health and Medical Operations Center (RHMO). Counties with a Local Health Entity (LHE) conducting COVID-19 response activities report data separately (Bexar, Comal, Val Verde, and Victoria Counties).

Morbidity and Mortality Weekly Report (MMWR): The reported influenza and COVID-19 activity presented in this report are grouped by MMWR week, as determined by CDC.

The data presented in this report are preliminary and subject to change until case counts are finalized for the reporting MMWR year.

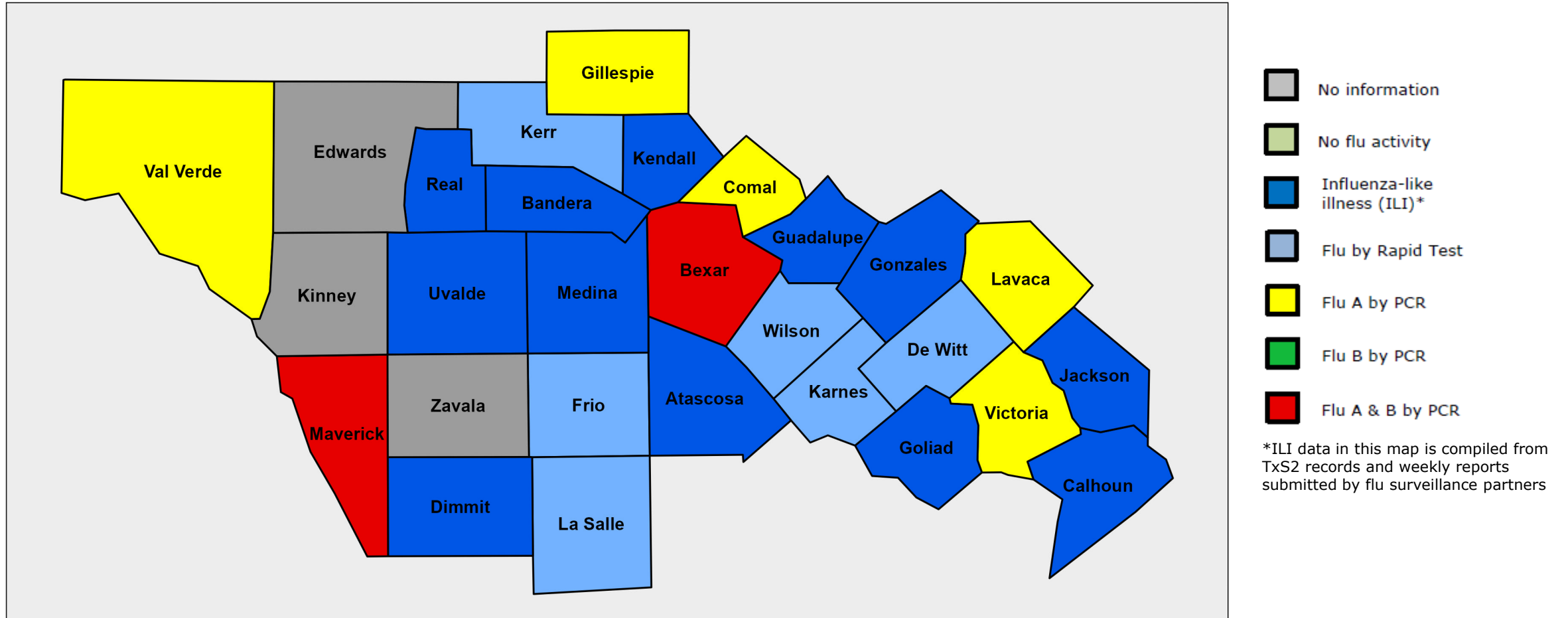


Texas Department of State
Health Services



Influenza

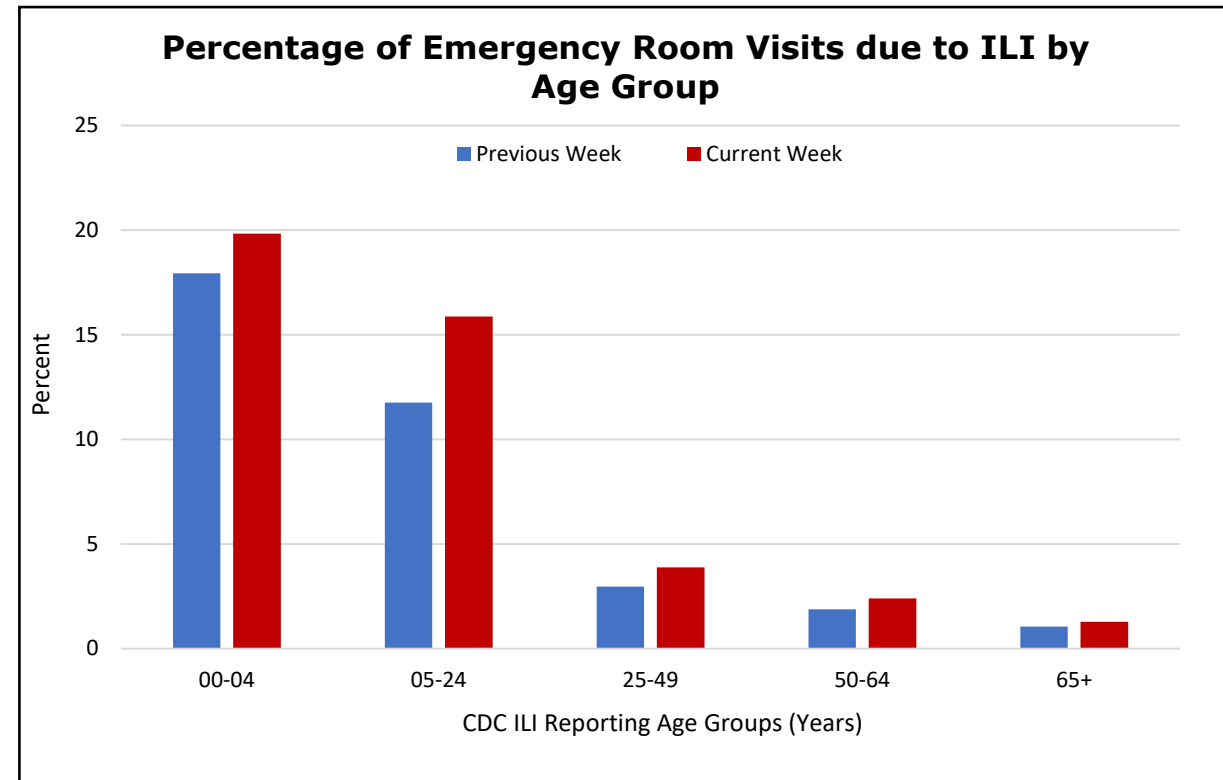
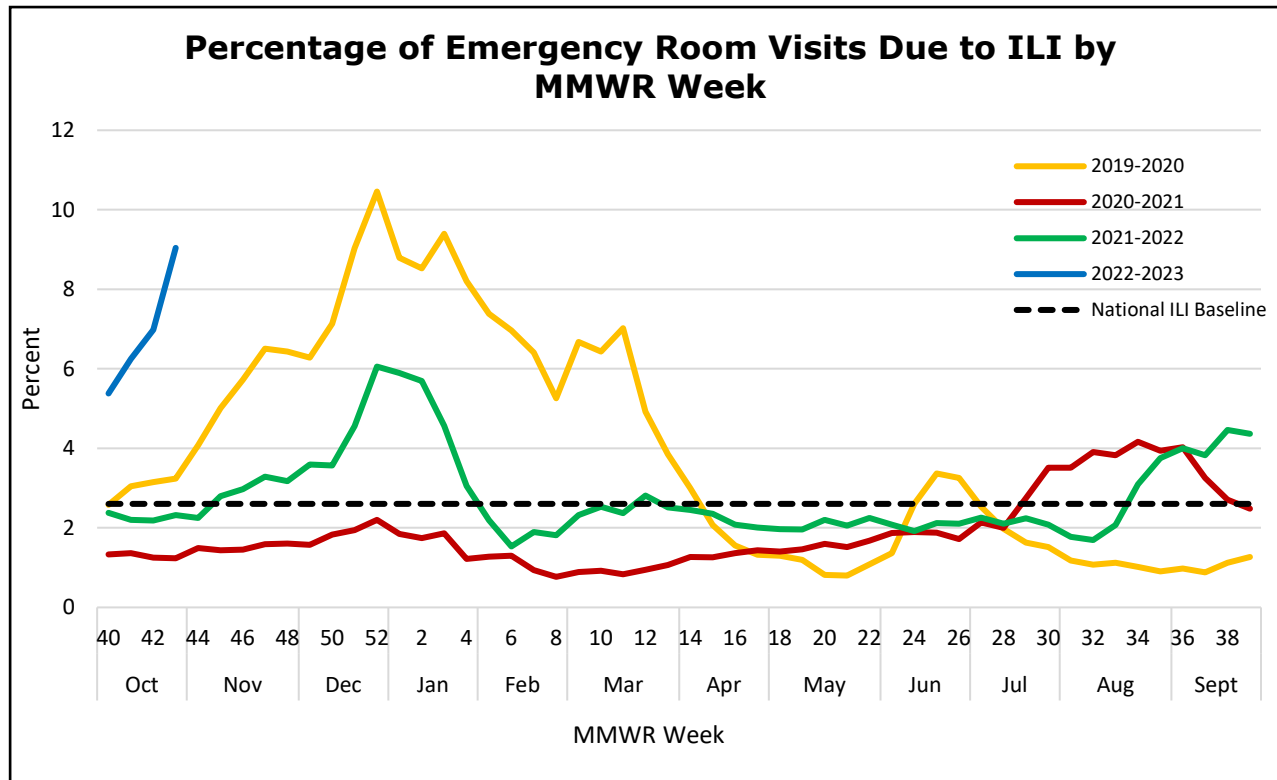
Reports were received from 25 counties during MMWR Week 43. No antiviral resistance, variant influenza viruses, or influenza-associated pediatric mortalities were reported this week. No flu outbreaks were reported this week. Flu activity in Region 8 has increased compared to the previous week.



To become a Region 8 flu surveillance partner, e-mail: Region8.Epi@dshs.texas.gov

Influenza

Texas Syndromic Surveillance (TxS2) data shows that emergency room visits due to influenza-like illness (ILI) in week 43 have increased compared to the previous week. TxS2 ILI activity in Region 8 remains above the national baseline. The age group with the highest reported emergency room visits due to ILI is 00-04 years old.



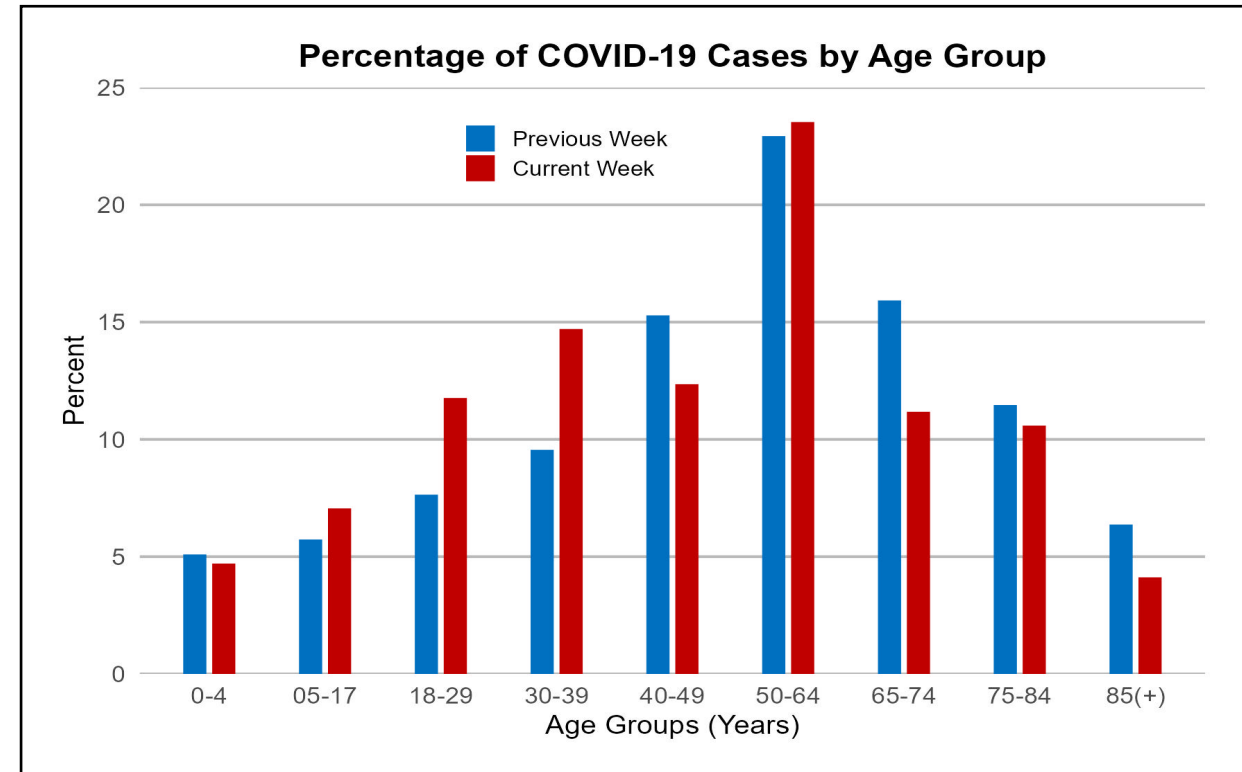
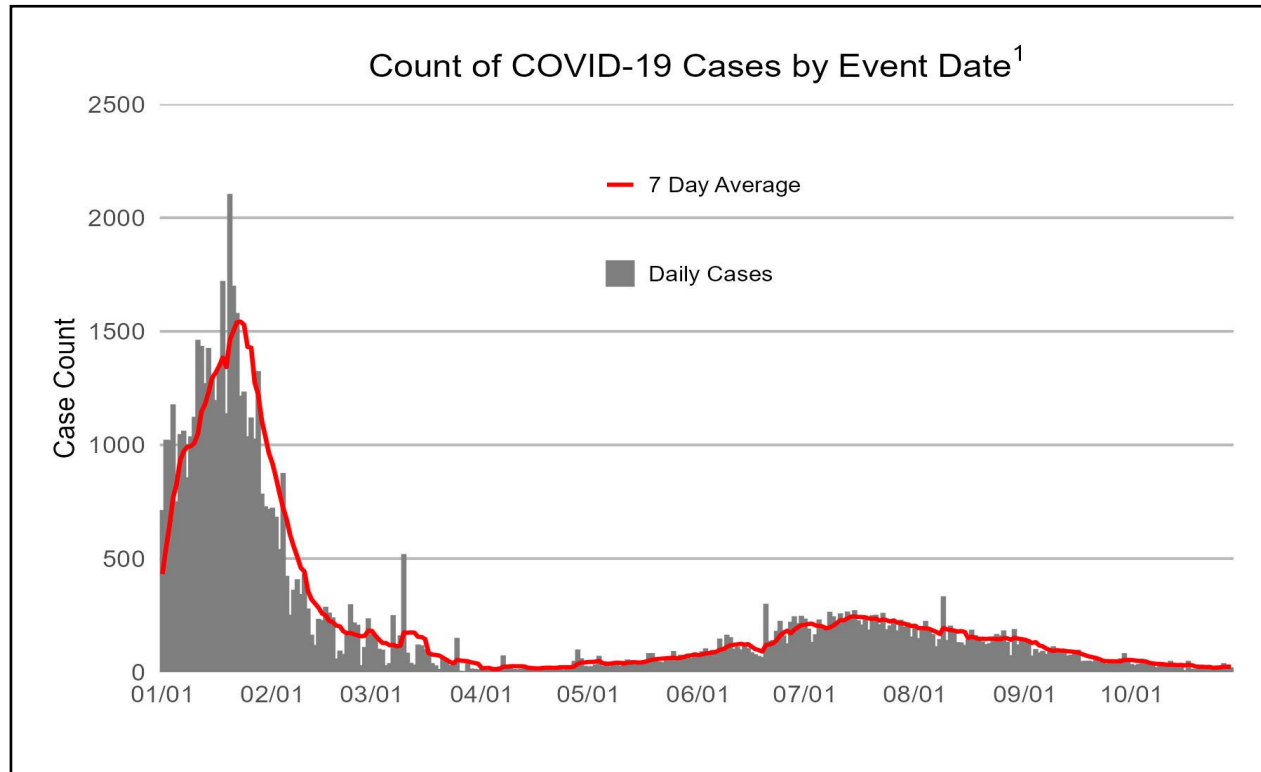
For statewide influenza surveillance visit: <https://www.dshs.texas.gov/IDCU/disease/influenza/surveillance/2021-2022.aspx>
 For national influenza surveillance visit: <https://www.cdc.gov/flu/weekly/index.htm>

To become a Region 8 flu surveillance partner, e-mail: Region8.Epi@dshs.texas.gov
 To submit data to the Texas Syndromic Surveillance Program, e-mail: Syndromic.Surveillance@dshs.texas.gov



COVID-19

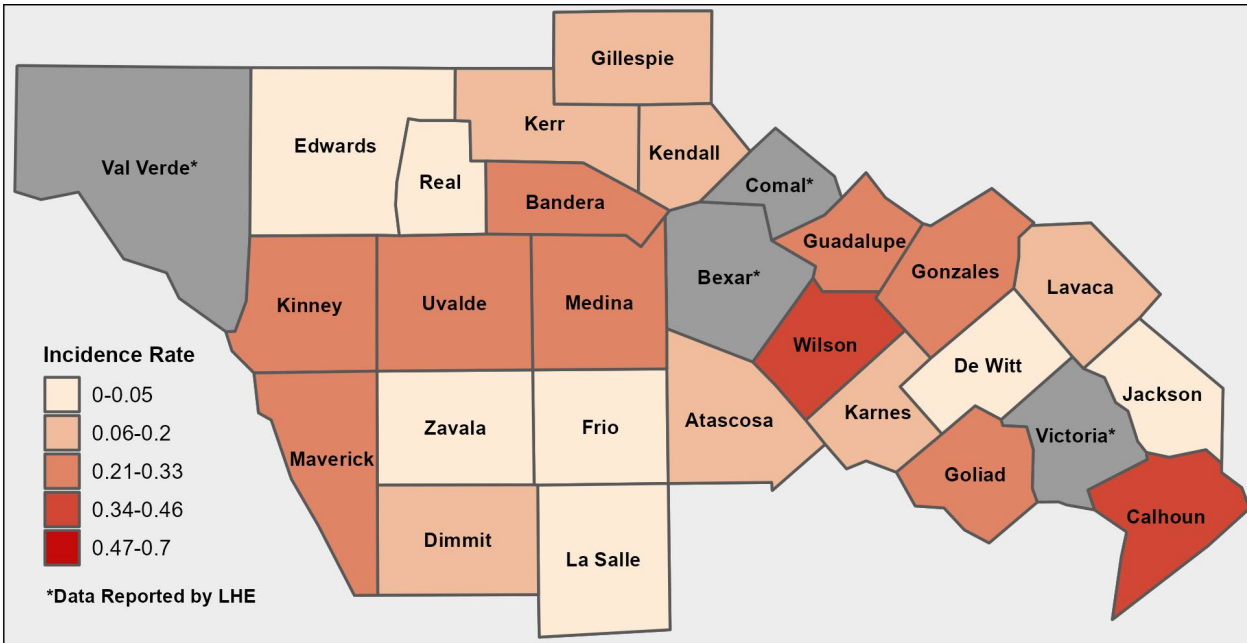
The number of reported COVID-19 cases has remained about the same in week 43 compared to the previous week. The age group with the highest reported COVID-19 cases this week are 50-64 year-olds.



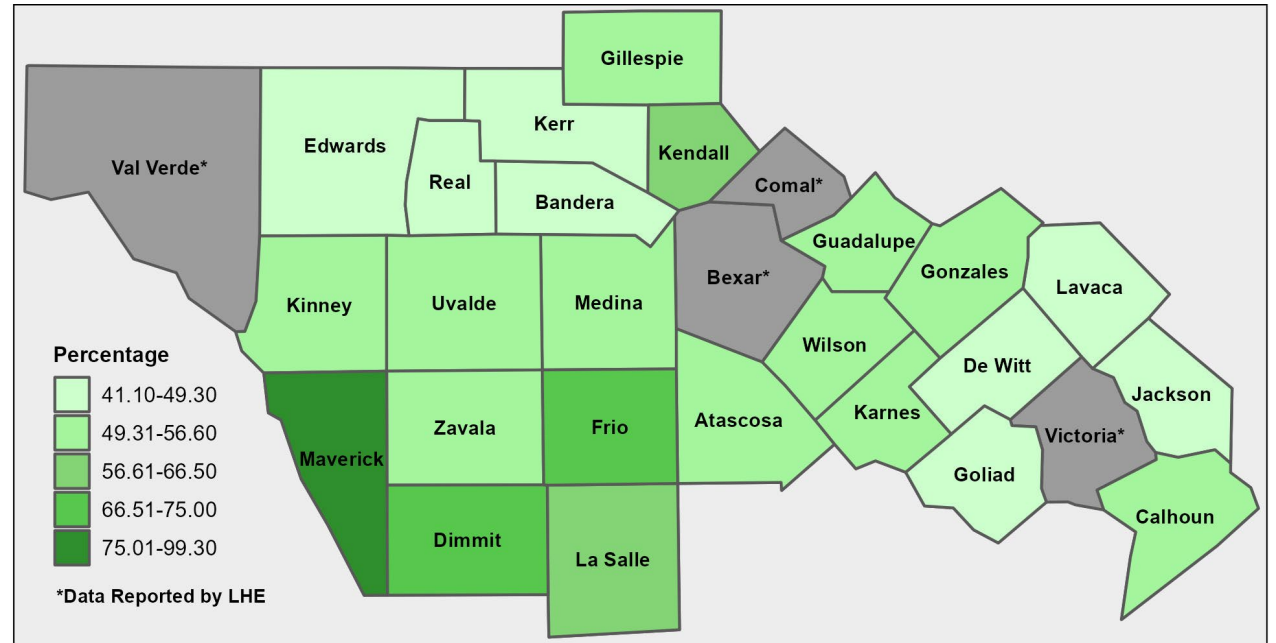
¹Cases are categorized by event date (first available of: symptom onset date, specimen collection date, lab result date, or date reported to public health)
For statewide COVID-19 surveillance visit: <https://www.arcgis.com/apps/dashboards/45e18cba105c478697c76acbbf86a6bc>

COVID-19

Incidence of COVID-19 per 1,000 population



Percentage of Eligible Individuals Fully Vaccinated Against COVID-19



The map above was created using data from The Texas Department of State Health Services COVID-19 Vaccine in Texas Dashboard found [here](#).
Vaccine eligible individuals are all individuals aged 6 months and older.
Population estimates were updated during MMWR Week 43

Getting vaccinated against COVID-19 is an important step in keeping our communities safe. The COVID-19 vaccine can keep you from getting and spreading the virus that causes COVID-19.

Find a COVID-19 vaccine appointment near you at: <https://www.vaccines.gov/>
Learn more about the COVID-19 vaccines at: <https://www.cdc.gov/coronavirus/2019-ncov/vaccines/index.html>