

Texas HIV Medication Program Update

Rachel Sanor, LMSW, MBA

Director

HIV Care and Medications Unit



Texas HIV Medication Program (THMP) Update

- Standard Deduction Update
- Take Charge Texas (TCT)
- Application Processing Update
- THMP – Staff Update, Projections, and Demographic Information



Standard Deduction Update



Implementation of the Standard Deduction

- Implemented April 1, 2023
- Standard deduction is used on
 - Initial program applications
 - Annual recertifications
- The amount is \$12,240 for the first year – April 1, 2023, to March 31, 2024
- Community notification of new annual standard deduction amount by January 31



Take Charge Texas



Quarterly Take Charge Texas (TCT) Applications Submitted

Dec 1, 2022 – Feb 28, 2023

Client Portal

- Total number of applications submitted through the client portal: 734
- Total number of THMP applications submitted: 688 (94%)
- Total number of applications submitted for both care and THMP: 603 (82%)

Agency Portal

- Total number of applications submitted through the agency portal: 13,896
- Total number of THMP applications submitted: 9,936 (72%)
- Total number of applications submitted for both care and THMP: 7,741 (56%)

Pharmacy

- Total Number of Order Batches: 1,135

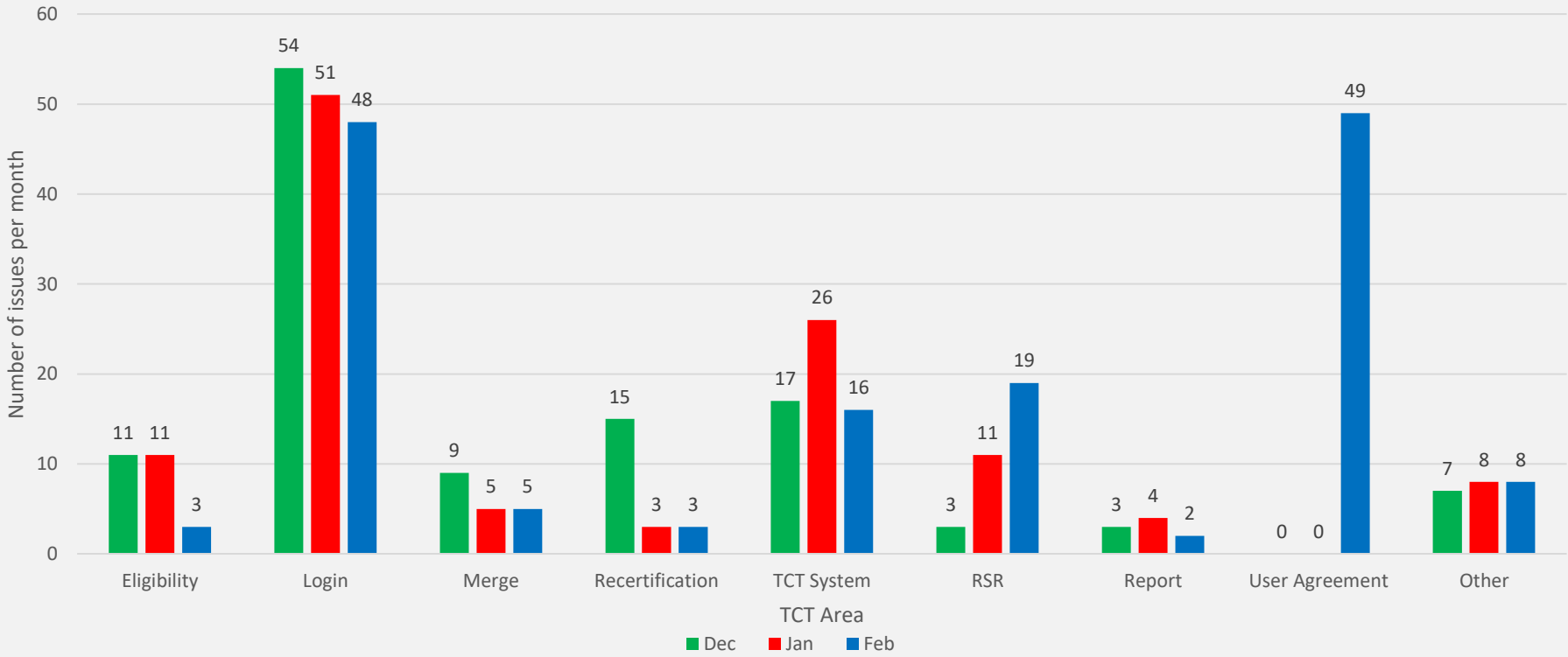
Number of new clients approved for THMP: 8,069



Texas Department of State
Health Services

Quarterly TCT Support - Issue Types

Dec 1, 2022 – Feb 28, 2023



Annual Take Charge Texas (TCT) Applications Submitted

March 1, 2022 – Feb 28, 2023

Client Portal

- Total number of applications submitted through the client portal: 2,823
- Total number of THMP applications submitted: 2,680 (95%)
- Total number of applications submitted for both care and THMP: 2,472 (88%)

Agency Portal

- Total number of applications submitted through the agency portal: 56,791
- Total number of THMP applications submitted: 40,239 (71%)
- Total number of applications submitted for both care and THMP: 28,889 (51%)

Pharmacy

- Total Number of Order Batches: 4,115

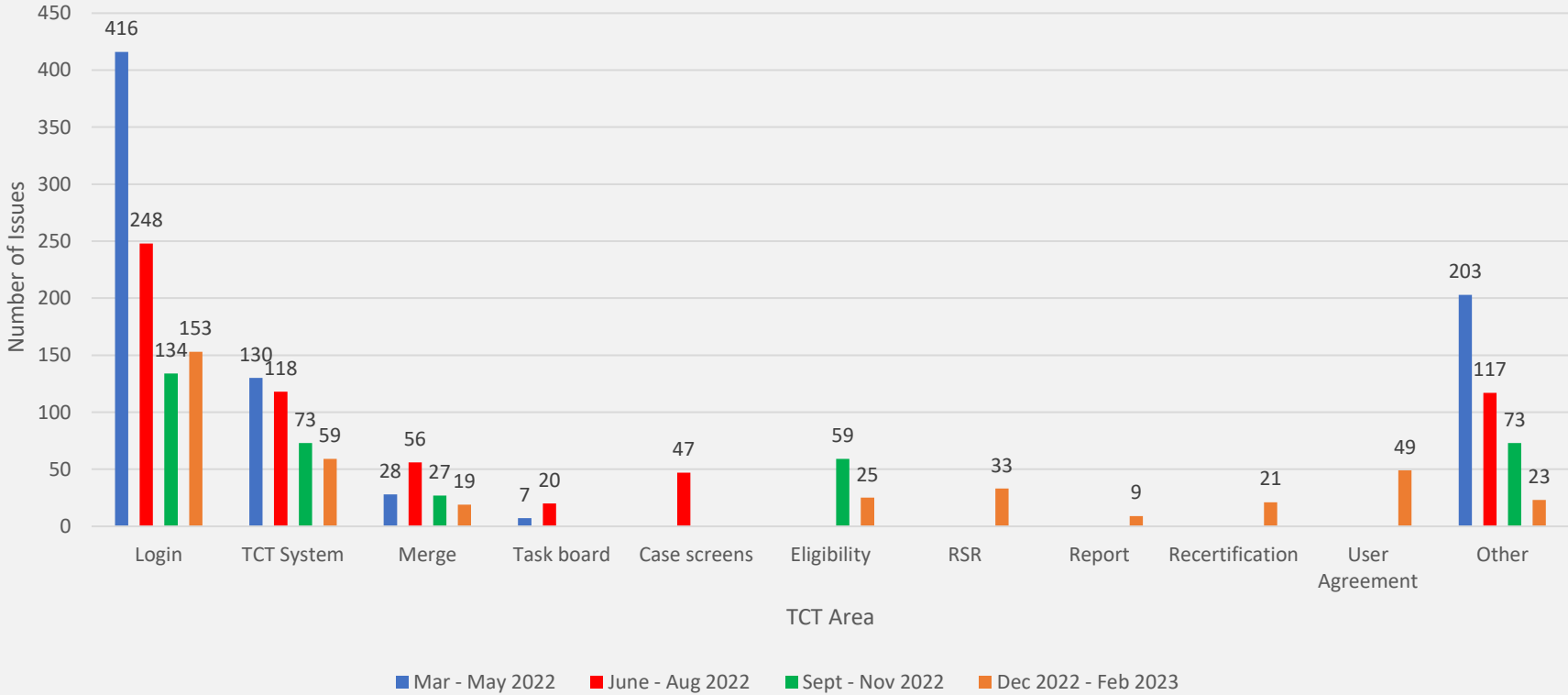
Number of new clients approved for THMP: 19,075



Texas Department of State
Health Services

Annual TCT Support Issue Types by Quarter

March 1, 2022– February 28, 2023



TCT Feedback

- If you are a current TCT user and would like to provide feedback on future enhancements, contact us at TCTHelpDesk@dshs.texas.gov and include “TCT Feedback” in the subject line
 - THMP will invite you to see demonstrations of future system enhancements and give you the opportunity to provide feedback upon viewing the demonstration
 - Monthly TCT feedback sessions started in March 2023



Application Processing Timeline



Application Processing Update

Application Type	New	Self-Attestation	Renewals
Processing on time?	✓	✓	✓
Applications backlogged	0	0	0
Date Processing	March 29	February Due Dates	December Due Dates
Target Processing Date	March 24	December Due Dates	December Due Dates



THMP Staff Update



THMP Staff Update

Permanent Staff

- 2 Managers
- 3 Supervisors
- 14 Eligibility Determination Workers
- 7 Program Coordinators 2 Medication Ordering Specialists
- 3 Administrative Support Staff
- 1 Training Specialist

Temporary Staff

- 1 Manager
- 24 Eligibility Determination Workers (5 vacancies)

New Staff

- 3 TCT client support staff



Data Update on Demographics and Actuarial Projections

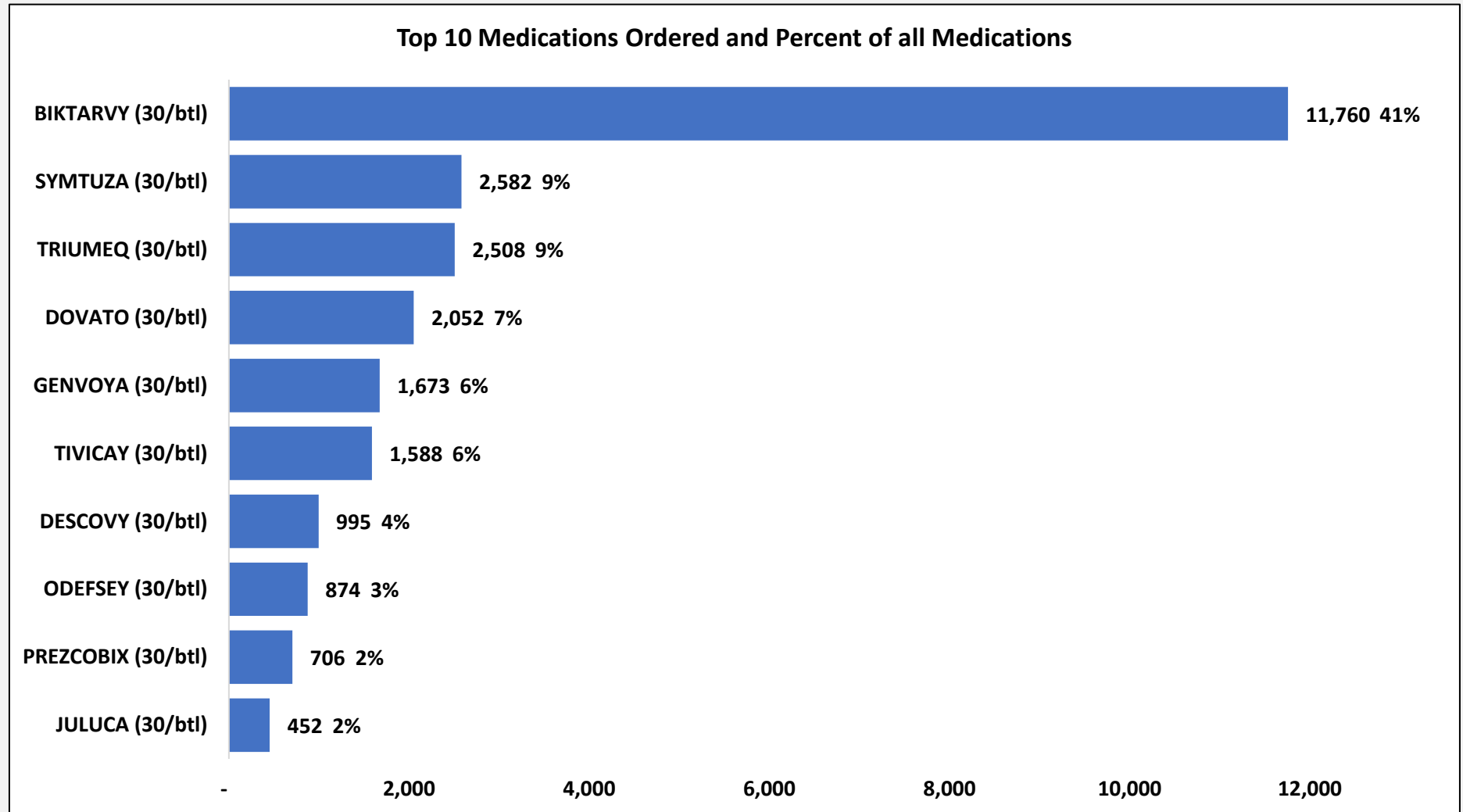


TEXAS
Health and Human
Services

Texas Department of State
Health Services

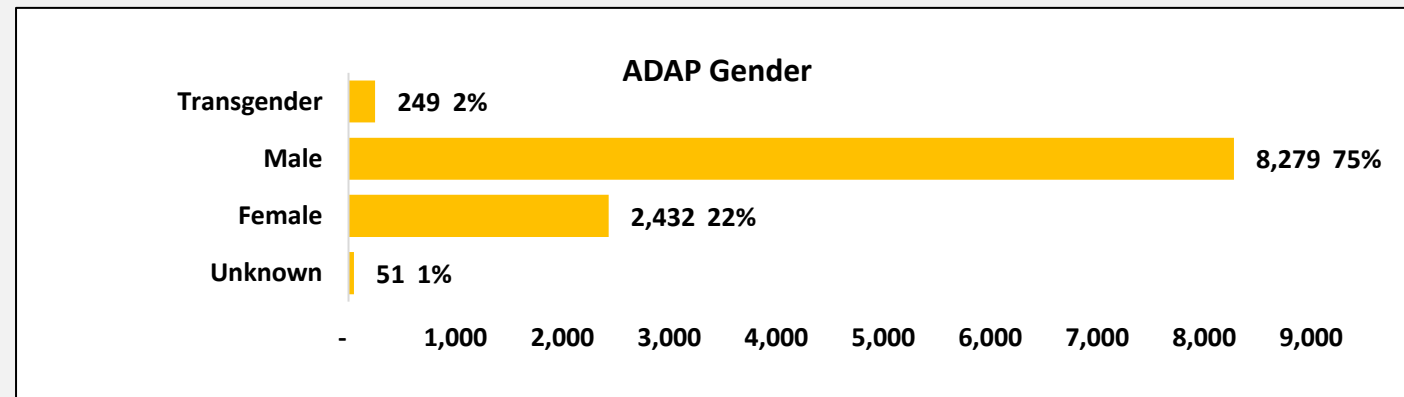
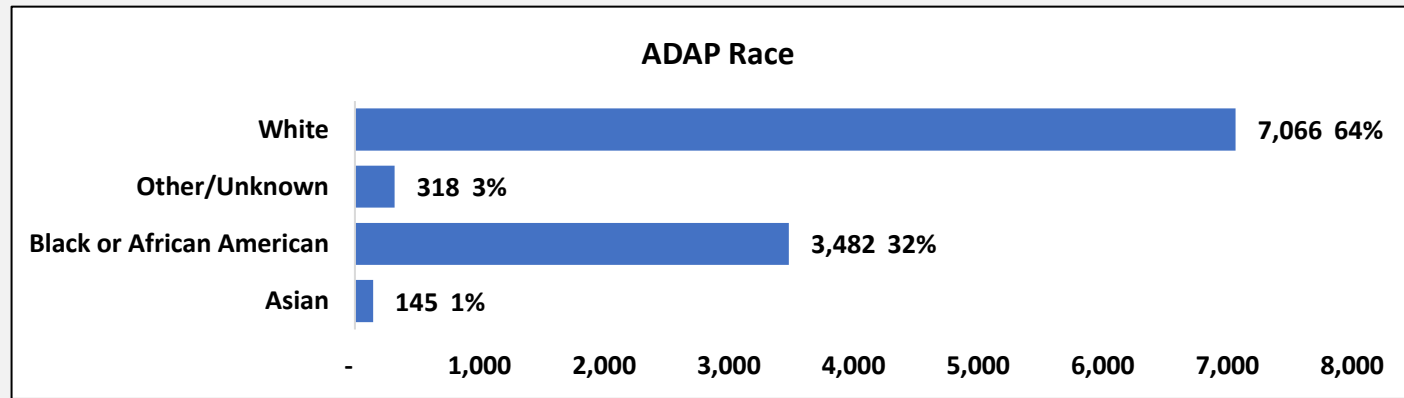
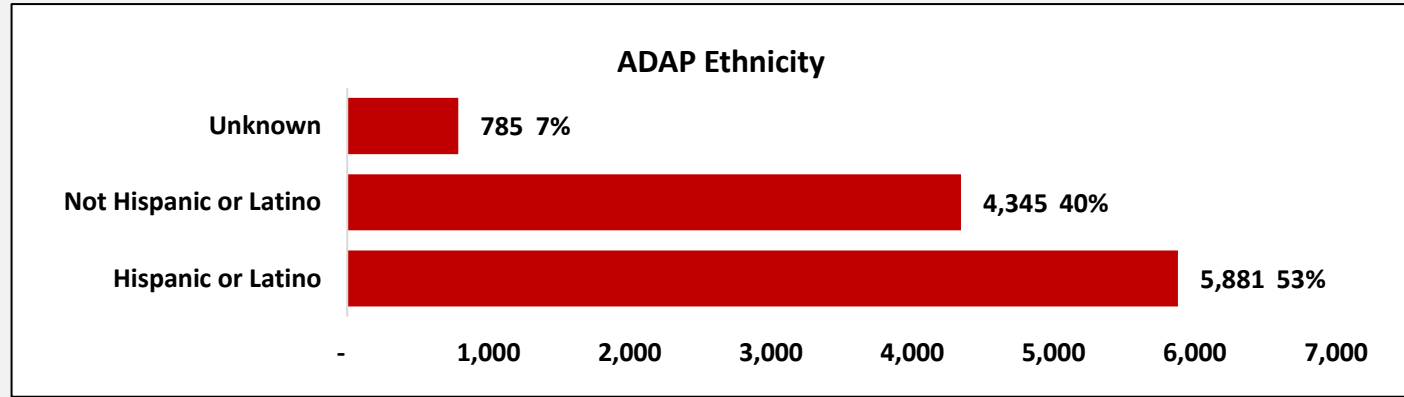
THMP Medications: Dec 2022 – Feb 2023

Total = 28,343



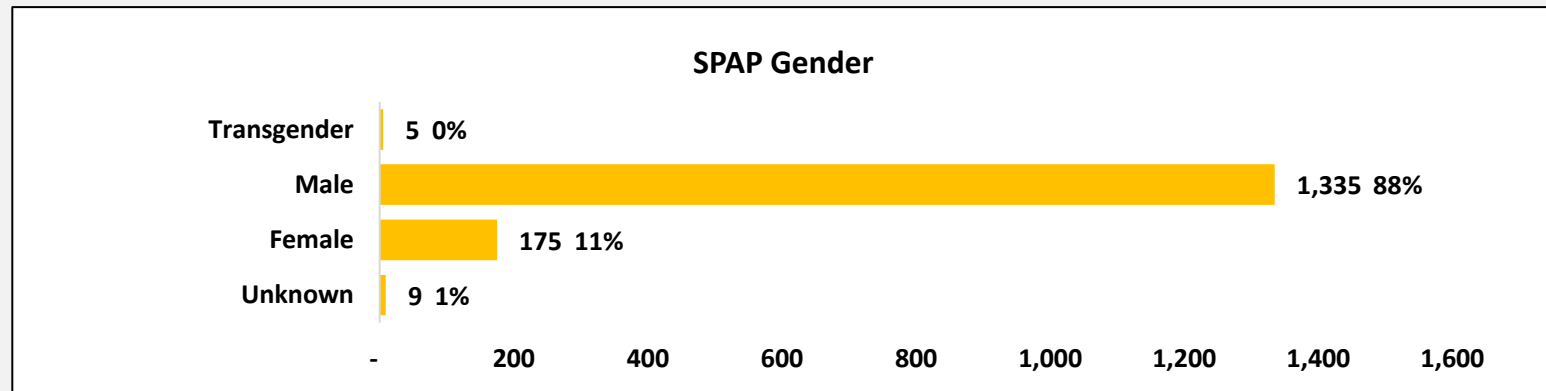
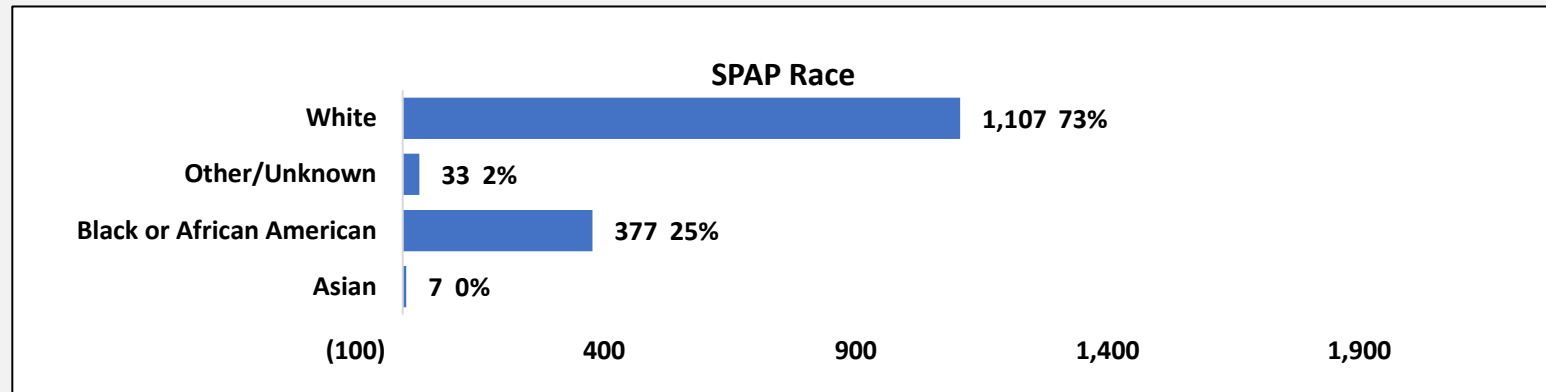
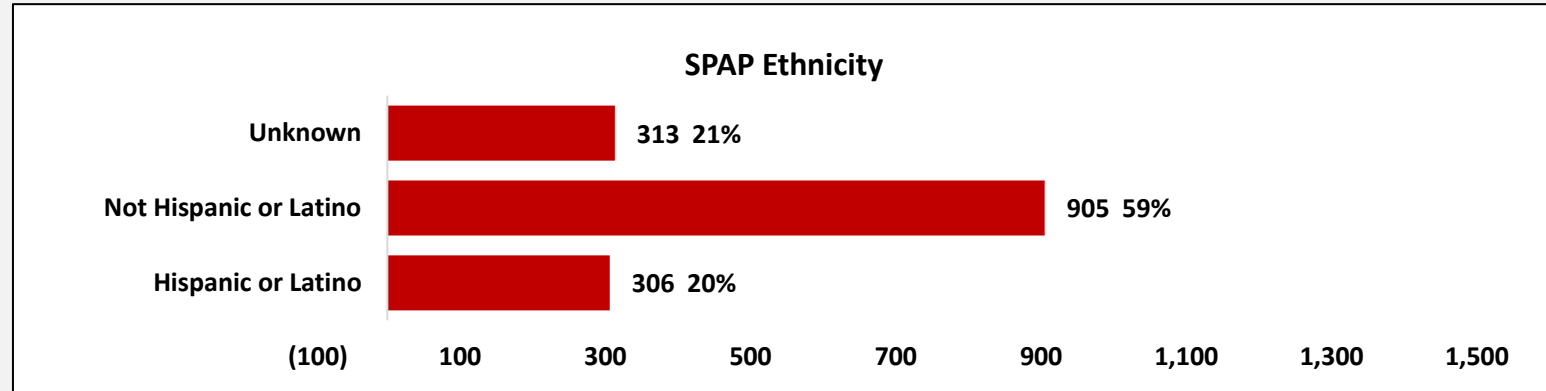
ADAP Demographics: Dec 2022 – Feb 2023

Total Clients with Medications Filled = 11,011



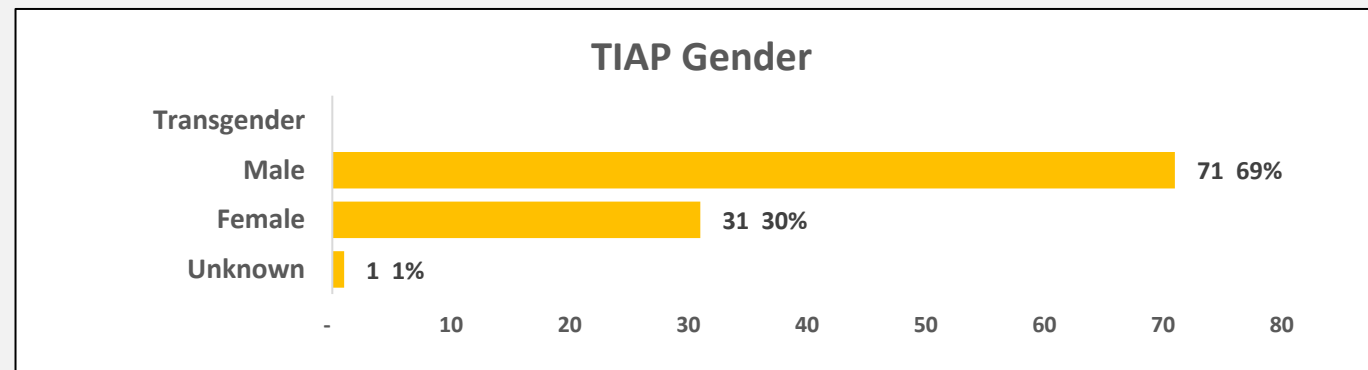
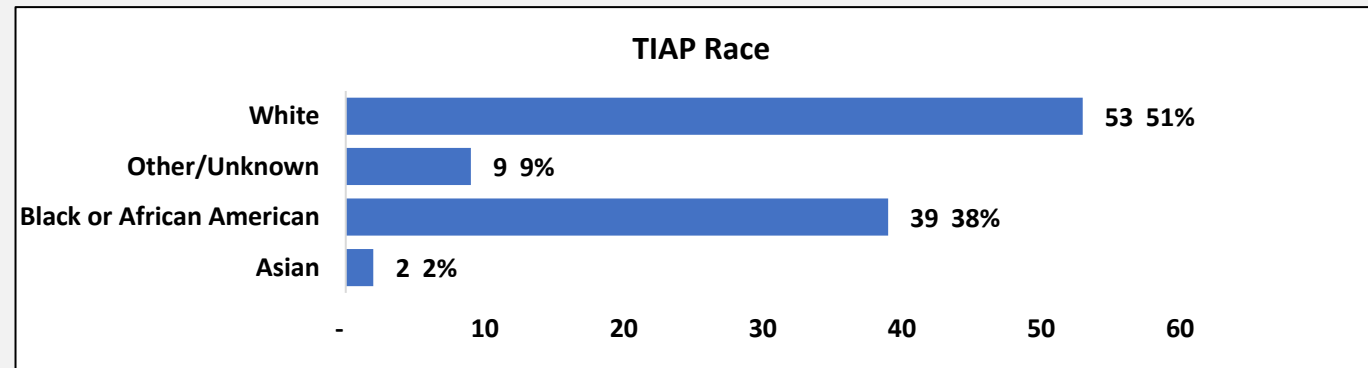
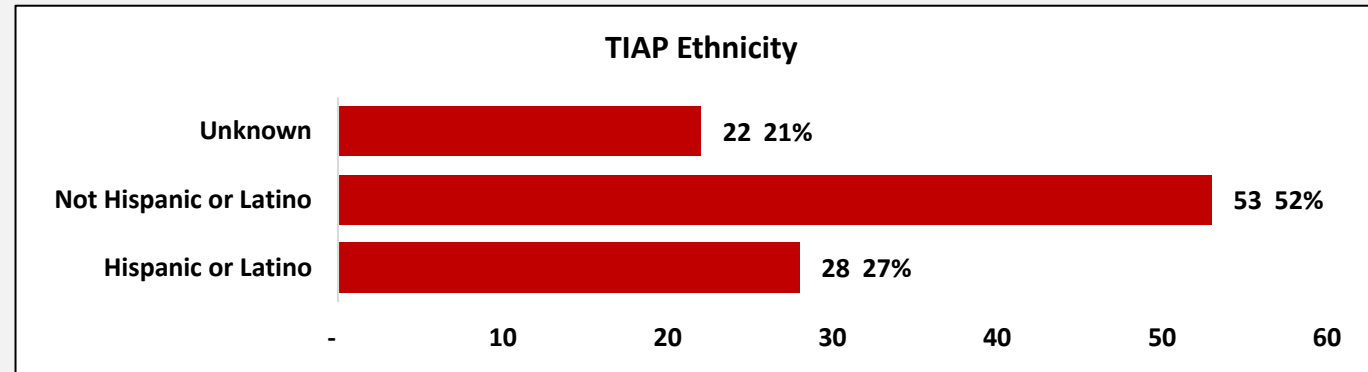
SPAP Demographics: Dec 2022 – Feb 2023

Total Clients with Medications Filled = 1,524



TIAP Demographics: Dec 2022 – Feb 2023

Total Clients with Medications Filled = 103



ADAP Data

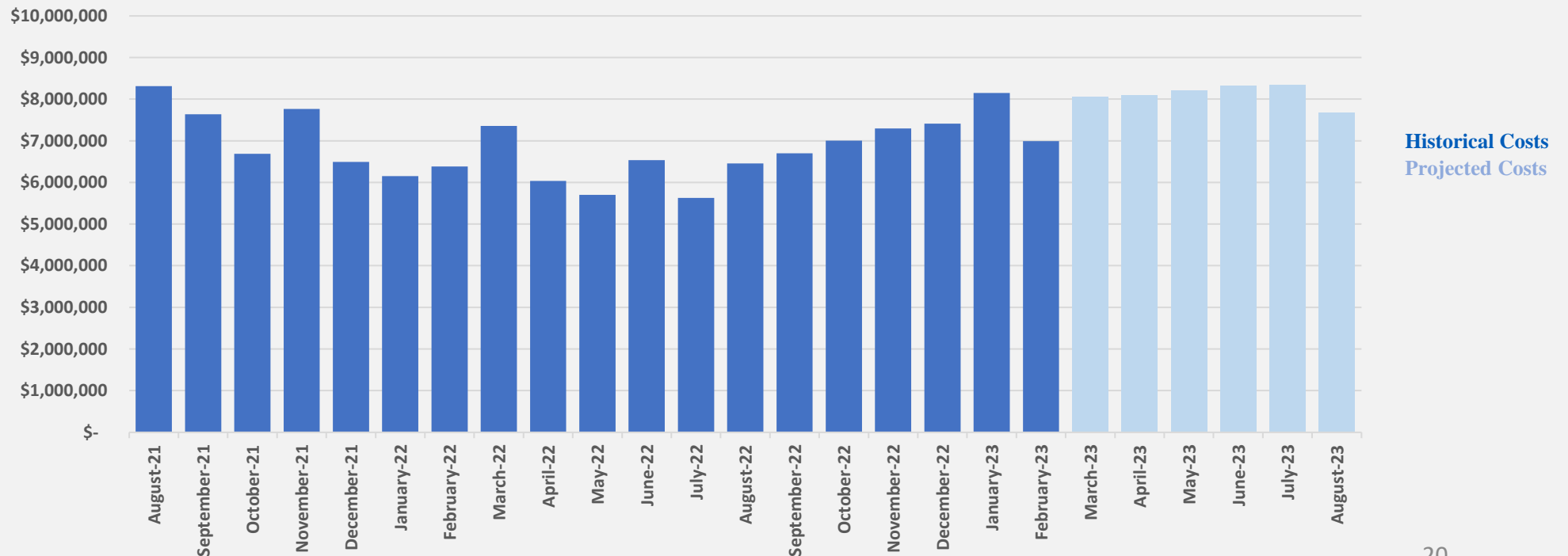
Total Clients, Average Cost of Client, and Total Cost Per Year *

* data for 2023 - 2026 are based on projections

Calendar Year	2021	2022	2023	2024	2025	2026
Total Clients	21,892	15,213	16,903	19,046	19,046	19,046
Average Cost	\$5,399	\$5,181	\$5,457	\$5,852	\$6,516	\$6,874
Total Cost per Year	\$118,204,913	\$78,819,144	\$92,238,596	\$111,453,901	\$124,108,324	\$130,916,734

Cost of Medications

Data for Mar2023 - Aug2023 are based on projections



SPAP Data

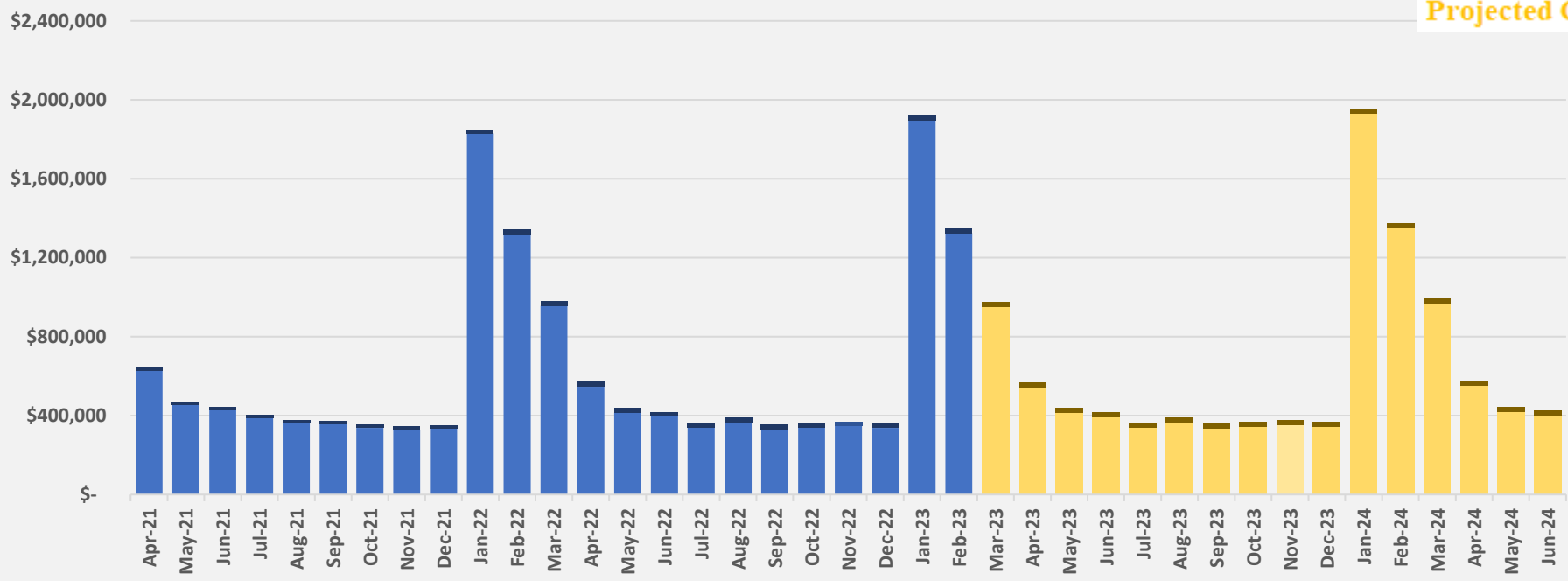
Total Clients, Average Cost of Client, and Total Cost Per Year *

* data for 2023 - 2026 are based on projections

Calendar Year	2021	2022	2023	2024	2025	2026
Total Clients	2,084	1,787	1,680	1,680	1,680	1,680
Average Cost	\$327	\$351	\$376	\$383	\$390	\$397
Total Cost per Year	\$8,175,902	\$7,519,290	\$7,586,427	\$7,722,983	\$7,861,996	\$8,003,512

SPAP Actual and Projected Total Cost by Month

Projected data for Mar 2023 and beyond



Historical Premiums
Historical Claims
Projected Premiums
Projected Claims



Texas Department of State Health Services

TIAP Data

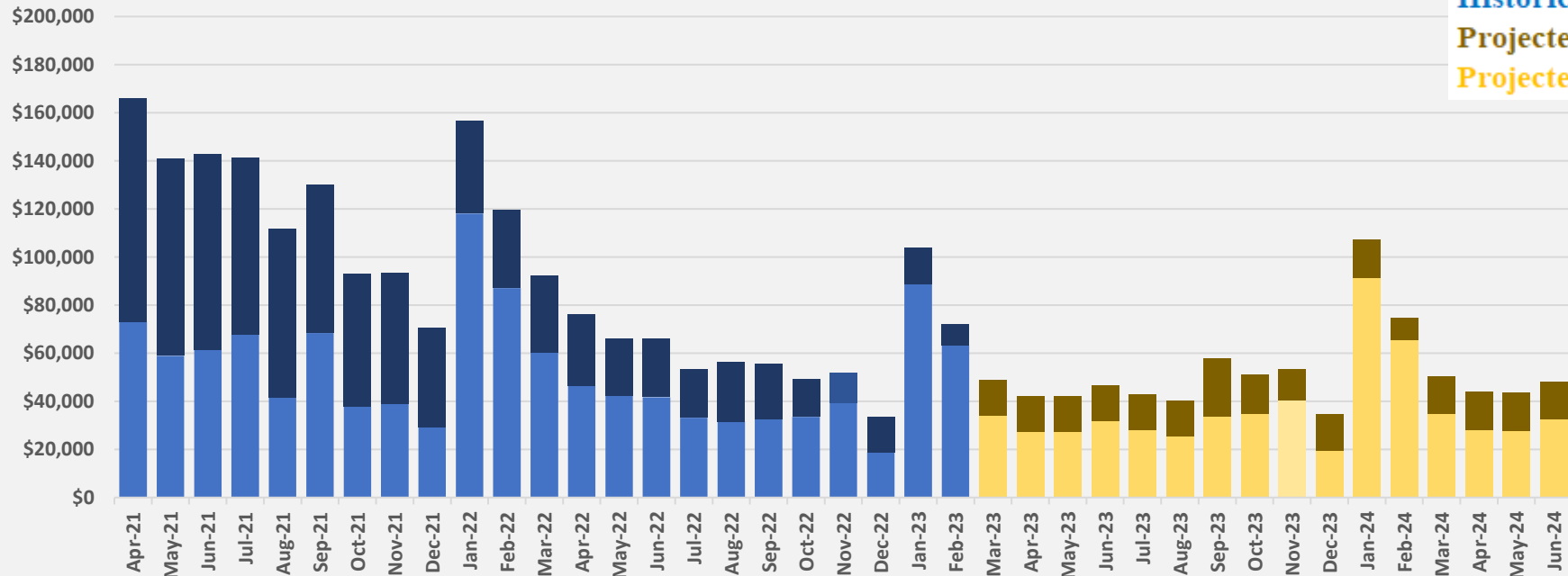
Total Clients, Average Cost of Client, and Total Cost Per Year *

* data for 2022 - 2026 are based on projections

Calendar Year	2021	2022	2023	2024	2025	2026
Total Clients	416	273	147	149	150	152
Average Cost	\$405	\$327	\$356	\$365	\$375	\$384
Total Cost per Year	\$2,020,264	\$1,072,777	\$629,681	\$652,321	\$675,827	\$700,236

TIAP Actual and Projected Total Cost by Month

Projected data for Mar 2023 and beyond



Historical Premiums
 Historical Claims
 Projected Premiums
 Projected Claims



Texas Department of State Health Services