

This update presents information for the 125 pre-licensure registered nursing (RN) programs in Texas during the 2020 reporting year, including:

- 1 diploma program;
- 67 Associate Degree in Nursing (ADN) programs, including 56 generic ADN programs and 11 licensed vocational nurse (LVN) to ADN stand-alone programs;
- 56 Bachelor of Science in Nursing (BSN) programs; and
- 1 Master of Science in Nursing Alternate Entry (MSN AE) program.

The Texas Center for Nursing Workforce Studies (TCNWS) collected data using the 2020 Board of Nursing’s (BON) Nursing Education Program Information Survey (NEPIS) that was available online as of October 5, 2020. The reporting period was academic year (AY) 2019-2020 (September 1, 2019 – August 31, 2020) unless otherwise noted. TCNWS collaborated with the BON in the design and dissemination of the survey.

**Newly Enrolled Students in Professional Nursing Programs**

**Sex**

In 2020, there were 18,235 newly enrolled students in professional nursing programs. This population was predominantly female: 84.1% in AY 2019-2020, a slight increase from AY 2018-2019 (83.5%). Gender data were missing for 0.1% of newly enrolled RN students.

**Age**

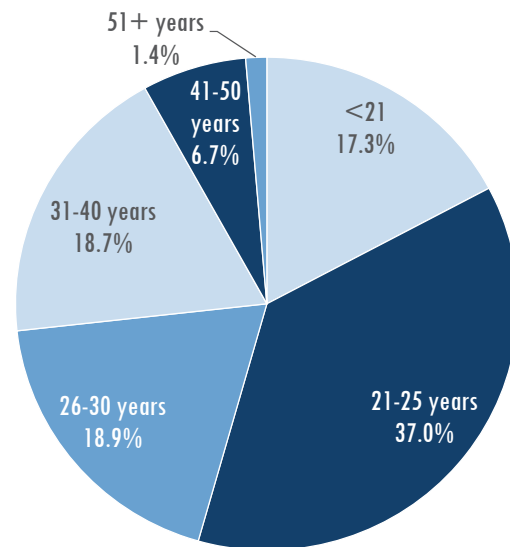
Figure 1 illustrates the AY 2019-2020 newly enrolled student breakdown by age. Age data were missing for 0.6% of newly enrolled RN students.

- The largest proportion of newly enrolled students was 21-25 years old (37.0%).
- The second and third largest age groups were students aged 26-30 (18.9%) and 31-40 years old (18.7%).
- 8.1% of newly enrolled students were 41 years or older.
- BSN programs had the largest proportion of students under 25 years of age (69.9% of BSN students). LVN to ADN stand-alone programs reported the greatest proportion of students 41 years of age or older (18.6% of LVN to ADN students).

**Race/Ethnicity**

As shown in Figure 2 (page 2), the race/ethnicity distribution of RN students more closely mirrored that of

**Figure 1. Age of Newly Enrolled Students, 2020**



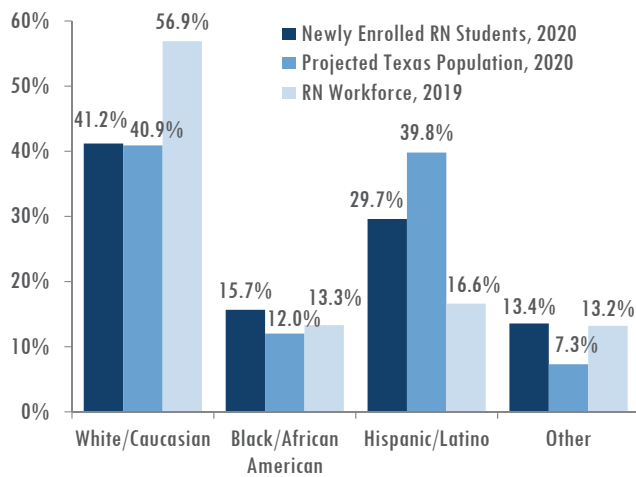
the Texas population than the race/ethnicity distribution of the RN workforce. Race/ethnicity data were missing for 1.9% of newly enrolled students.

- The percentage of newly enrolled RN students who were Hispanic/Latino (29.7%) continued to grow to almost double the percentage in the 2019 RN workforce (16.6%), but was still lower than the proportion of Hispanics/Latinos in the 2020 Texas population (39.8%).
- The percentage of newly enrolled RN students who

were White/Caucasian (41.2%) was less than that of the 2019 RN workforce (56.9%), and similar to the 2020 Texas population (40.9%).

- Newly enrolled Black/African American RN students (15.7%) more closely mirrored the proportion who were Black/African American in the 2019 RN workforce (13.3%) and 2020 Texas population (12.0%).
- The other race category includes Asian, Native Hawaiian/Pacific Islander, and American Indian/

**Figure 2. Race/Ethnicity of Newly Enrolled RN Students, Texas RN Workforce,<sup>1</sup> and Texas Population<sup>2</sup>**



<sup>1</sup>RN workforce data come from the 2019 BON Licensure Renewal file of actively practicing Texas nurses.

<sup>2</sup>Texas population data come from the 2020 Texas Demographic Center population projections (<https://demographics.texas.gov/Data/TPEPP/Projections/>).

<sup>3</sup>International was defined as a person who is not a citizen or permanent resident of the United States and who is in this country on a temporary basis and does not have the right to remain indefinitely.

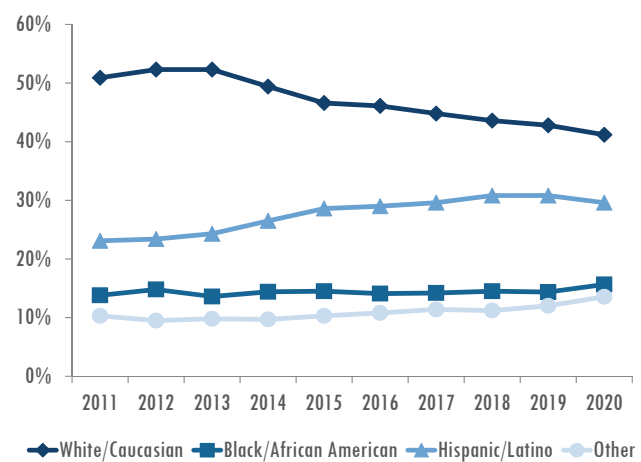
Alaskan Native among others.

- Since 2012 the proportion of White/Caucasian newly enrolled students has decreased while the proportion of Hispanic/Latino students has increased (Figure 3).

### International Students

Programs reported a total of 325 newly enrolled students who were international students (1.8% of all newly enrolled RN students).<sup>3</sup>

**Figure 3. Race/Ethnicity of Newly Enrolled RN Students, 2011-2020**



## Graduates from Professional Nursing Programs

### Sex

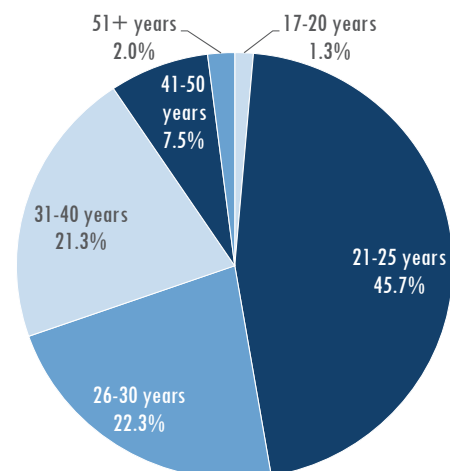
In 2020, there were 13,525 graduates from professional nursing programs. This population was predominantly female: 84.5% in AY 2019-2020, which was a slightly larger proportion of females than in AY 2018-2019 (83.1%). Gender data were missing for 0.01% of RN graduates.

### Age

Figure 4 illustrates the AY 2019-2020 RN graduate breakdown by age. Age data were missing for 0.3% of RN graduates.

- The largest proportion of graduates was between 21 and 25 years of age (45.7%).
- The second largest age group was graduates aged 26-30 years old (22.3%), followed by 31-40 years

**Figure 4. Age of RN Graduates, 2020**



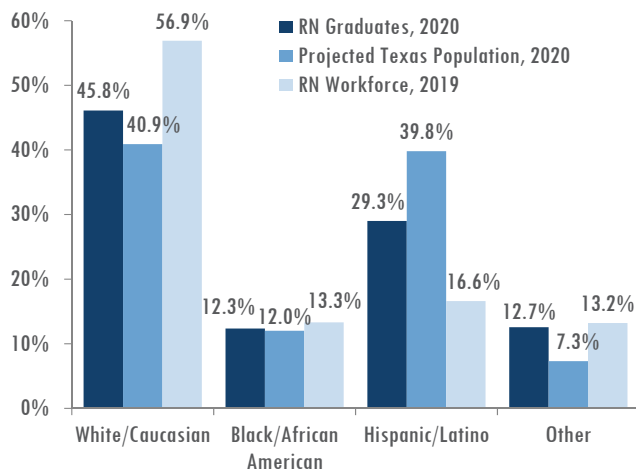
(21.3%). Graduates aged 41 and older made up 9.5% of the RN graduate population.

- BSN programs had the largest proportion of graduates who were 25 or younger (64.6% of BSN graduates). LVN to ADN graduates were much more likely to be 31 years of age or older (61.5% of LVN to ADN graduates).

## Race/Ethnicity

Figure 5 displays the race/ethnicity distribution of RN graduates in comparison to the race/ethnicity distribution of the RN workforce and the projected Texas population. Race/ethnicity data were missing for 1.9% of RN graduates.

**Figure 5. Race/Ethnicity of RN Graduates, Texas RN Workforce,<sup>1</sup> and Texas Population<sup>2</sup>**



- The percentage of RN graduates who were White/Caucasian (45.8%) was less than that of the 2019 RN workforce (56.9%), but still greater than the 2020 Texas population (40.9%).
- The proportion of RN graduates who were Hispanic/Latino (29.3%) was much lower than the proportion of Hispanics/Latinos in the 2020 Texas population (39.8%), but was almost double the proportion of Hispanic/Latino nurses in the 2019 RN workforce (16.6%).
- The percentage of Black/African American RN graduates (12.3%) mirrored the percentage of Black/African American persons in the 2020 Texas population (12.0%) and the percentage within the 2019 RN workforce (13.3%).

<sup>1</sup>RN workforce data come from the 2019 BON Licensure Renewal file of actively practicing Texas nurses.

<sup>2</sup>Texas population data come from the 2020 Texas Demographic Center population projections (<https://demographics.texas.gov/Data/TPEPP/Projections/>).

<sup>3</sup>International was defined as a person who is not a citizen or permanent resident of the United States and who is in this country on a temporary basis and does not have the right to remain indefinitely.

- There were greater percentages of RN graduates (12.7%) and RNs in the workforce (13.2%) who reported as other races than the proportion within the Texas population (7.3%).

- Figure 6 shows that the RN student population continues to diversify. The proportion of RN graduates who were White/Caucasian has dropped while the percentage of students who were Hispanic/Latino, Black/African-American, or other races has risen. The RN workforce should begin to reflect this increasing diversity in the coming years.

## International Students

- Programs reported a total of 198 graduates who were international students (1.5% of all RN graduates).<sup>3</sup>

**Figure 6. Race/Ethnicity of RN Graduates, 2011-2020**

