



**DSHS Arbovirus Activity Report**  
**Week #42 (ending October 17, 2014)**  
**Report Date: October 21, 2014**

**Table 1. Arbovirus Activity Summary, Texas, Weeks 1-42**

Virus	Mosquito			Avian	Equine	Human						TOTAL
	DSHS Lab Reports	Non-DSHS Lab Reports	TOTAL (MOSQUITO POOLS)			Fever	Neuroinvasive	Hemorrhagic Fever	TOTAL (HUMAN)	Deaths	PVD‡	
CHIKV*						44			44			44
DENV*						15		1	16			16
EEEV					5							5
SLEV	5	2	7			1	1		2			9
WNV	301	1695	1996	76	6	84	155		239	3	57	2317
<b>TOTAL REPORTS</b>	306	1697	2003	76	11	144	156	1	301	3		2391

CHIKV - Chikungunya Virus

DENV - Dengue Virus

EEEV - Eastern Equine Encephalitis Virus

SLEV - Saint Louis Encephalitis Virus

WNV - West Nile Virus

\*All reported cases are imported.

‡PVD - Presumptive viremic blood donors are people who had no symptoms at the time of donating blood through a blood collection agency, but whose blood tested positive when screened for the presence of West Nile virus. Unless they meet the case reporting criteria, they are not counted as a case for official reporting purposes and are not included in the "total reports" column.

**Table 2. Arbovirus Activity by County, Weeks 1-42**

County	CHIKV*		DENV*		EEEV			SLEV		WNV							COUNTY TOTAL**
	M	H	M	H	M	E	H	M	H	M	A	E	H				
													WNF	WNND	PVD‡	TOTAL	
Angelina														2	1	2	2
Austin														2		2	2
Bailey													1			1	1
Bastrop													1			1	1
Bell															1	0	0
Bexar		4											1	2		3	7
Bowie															1	0	0
Brazoria		1		1						17			4	4	1	8	27
Brazos										15			1	2		3	18
Briscoe													2	1		3	3
Cass						1										0	1
Castro													2	1	1	3	3
Collin		2		1						2						0	5
Colorado													1			1	1
Comal		1												1		1	2
Crosby													1	1	2	2	2
Dallas		4								116			6	4	2	10	130
Deaf Smith													1	1		2	2
Denton		5		1						23			1	3	1	4	33
Ector														2		2	2
El Paso		2		2				3		4		1	7	8		15	27
Ellis										2			1			1	3
Erath													1			1	1
Floyd													1	1		2	2
Fort Bend										13			2	2		4	17
Freestone				1												0	1
Galveston				1						7			1	1	1	2	10
Gonzales		1										1				0	2
Grayson										11						0	11
Gregg		1														0	1
Grimes													1	1		2	2
Hale													1	1		2	2
Hall													2			2	2

County	CHIKV*		DENV*		EEEV			SLEV		WNV							COUNTY TOTAL**
	M	H	M	H	M	E	H	M	H	M	A	E	H				
													WNF	WNND	PVD‡	TOTAL	
Hardin						1									1	0	1
Harris		7		1				1	1	1285	76		18	54	19	72	1443
Haskell													1			1	1
Hays		2														0	2
Hemphill													1			1	1
Hidalgo				1										1	1	1	2
Hill															2		
Hunt								2								0	2
Jefferson						1		1		1			1	1		2	5
Jim Wells															1	0	0
Johnson										8						0	8
Lamb													1				
Leon														1		1	1
Liberty														4		4	4
Limestone															1	0	0
Lubbock													2	3	1	5	5
Madison												1				0	1
Matagorda									1								
McLennan														1		1	1
Midland		1												2		2	3
Montgomery		1		1						181		2	6	19	5	25	210
Moore														1		1	1
Navarro													1	1		2	2
Newton						1										0	1
Nueces				1										1		1	2
Ochiltree												1				0	1
Orange										1					1	0	1
Parker													1			1	1
Parmer													1			1	1
Polk														1		1	1
Potter													2	3	3	5	5
Randall													2	4	5	6	6
Rockwall										1						0	1
Smith														1		1	1
Swisher													1	1		2	2

County	CHIKV*		DENV*		EEEV			SLEV		WNV							COUNTY TOTAL**
	M	H	M	H	M	E	H	M	H	M	A	E	H				
													WNF	WNND	PVD‡	TOTAL	
Tarrant		6								303			5	6	4	11	320
Tom Green				1										3	2	3	4
Travis		5		3						5			1	3		4	17
Tyler						1										0	1
Uvalde														1		1	1
Walker														2		2	2
Waller													1			1	1
Wichita										1				1		1	2
Williamson		1		1												0	2
Total Number of Reports		44		16		5		7	2	1996	76	6	84	155	57	238	2391

M-mosquito A-avian E-equine H-human

CHIKV - Chikungunya Virus

DENV - Dengue Virus

EEEV - Eastern Equine Encephalitis Virus

SLEV - Saint Louis Encephalitis Virus

WNV - West Nile Virus

WNF - West Nile Fever

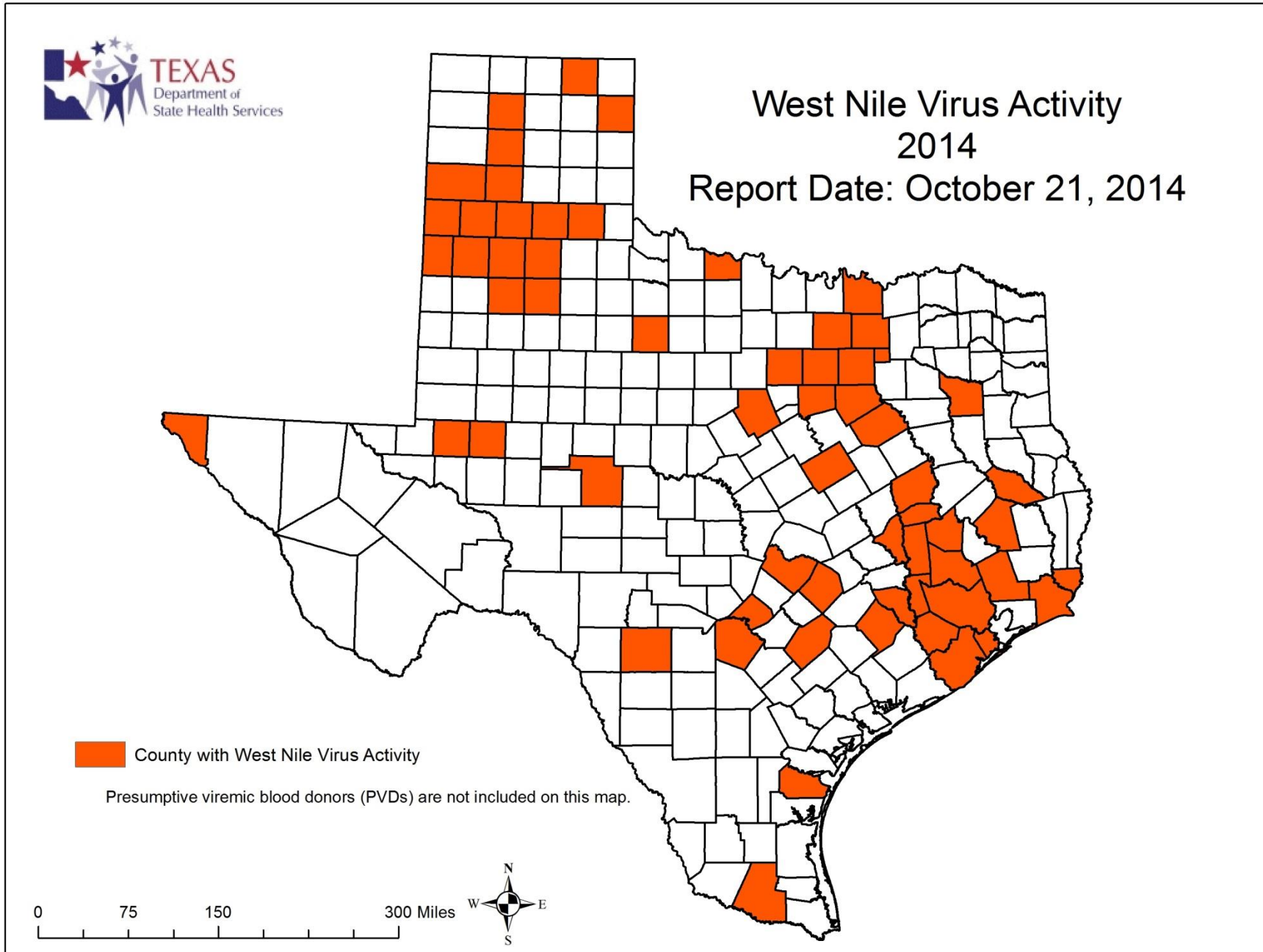
WNND - West Nile Neuroinvasive Disease

\*All reported cases are imported.

\*\*Total may not equal the sum of the contributing subtotals because some counties will have reports from multiple species and/or for multiple diseases or disease syndromes.

‡Presumptive viremic blood donors (PVDs) are not included in any of the "total columns".

Figure 1. Texas Counties Reporting any WNV Activity, Weeks 1-42



A Texas map showing the names of each County is available at [www.dshs.state.tx.us/regions/stregctymap.pdf](http://www.dshs.state.tx.us/regions/stregctymap.pdf).

Figure 2. Epidemiologic Curve of Mosquito WNV Activity, 2011-2014

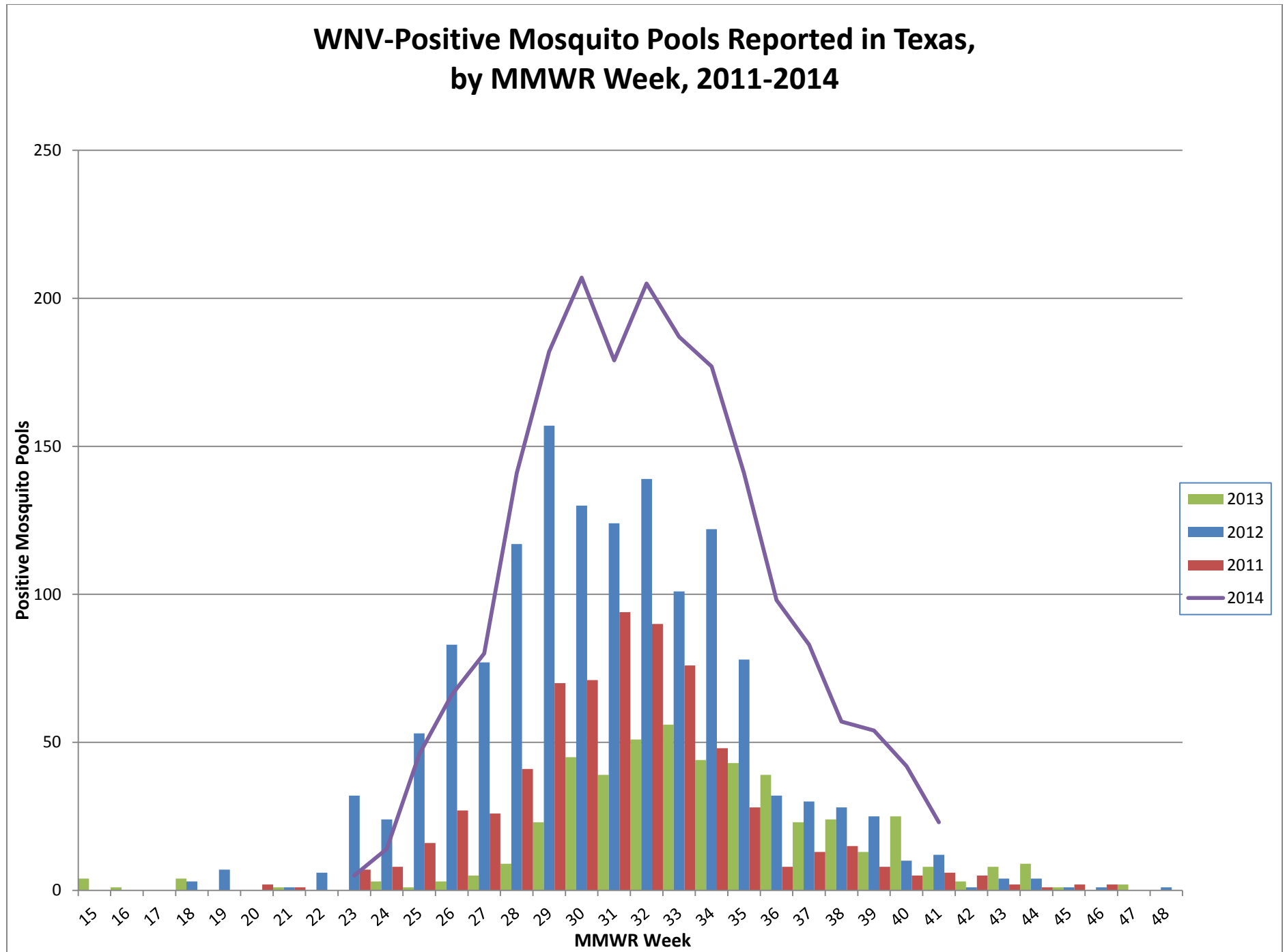
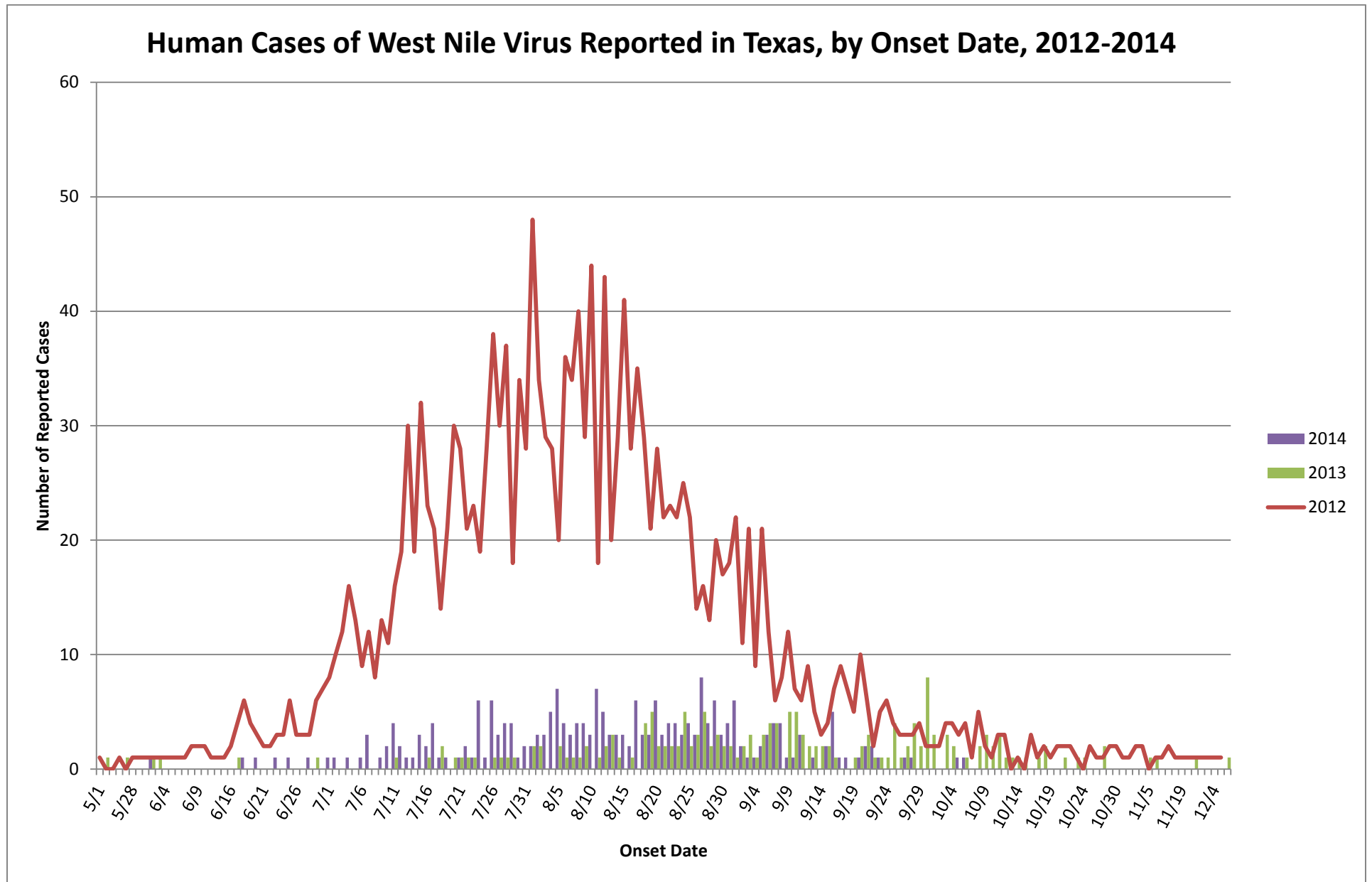


Figure 3. Epidemiologic Curve of Human WNV Activity, 2012-2014



For more detailed information about arboviruses found in Texas, please visit <http://www.dshs.state.tx.us/idcu/disease/arboviral/>.