



DSHS Arbovirus Activity Report
Week #29 (ending July 18, 2014)
Report Date: July 22, 2014

Table 1. Arbovirus Activity Summary, Texas, Weeks 1-29

Virus	Mosquito			Avian	Equine	Human						TOTAL
	DSHS Lab Reports	Non-DSHS Lab Reports	TOTAL (MOSQUITO POOLS)			Fever	Neuroinvasive	Hemorrhagic Fever	TOTAL (HUMAN)	Deaths	PVD‡	
CHIKV*						7			7			7
DENV*						6			6			6
EEEV												0
SLEV												0
WNV	69	377	446	19		4	1		5		8	470
TOTAL REPORTS	69	377	446	19	0	17	1	0	18	0		483

CHIKV - Chikungunya Virus

DENV - Dengue Virus

EEEV - Eastern Equine Encephalitis Virus

SLEV - Saint Louis Encephalitis Virus

WNV - West Nile Virus

*All reported cases are imported.

‡PVD - Presumptive viremic blood donors are people who had no symptoms at the time of donating blood through a blood collection agency, but whose blood tested positive when screened for the presence of West Nile virus. Unless they meet the case reporting criteria, they are not counted as a case for official reporting purposes and are not included in the "total reports" column.

Table 2. Arbovirus Activity by County, Weeks 1-29

County	CHIKV*		DENV*		EEEV			SLEV		WNV							COUNTY TOTAL**
	M	H	M	H	M	E	H	M	H	M	A	E	H				
													WNF	WNND	PVD‡	TOTAL	
Angelina															1		
Bell															1		
Bexar		1															1
Dallas										9			2			2	11
El Paso				1													1
Ellis												1				1	1
Galveston				1													1
Gonzales		1															1
Harris		1		1						363	19				5		384
Liberty													1			1	1
Montgomery		1								67							68
Nueces				1													1
Orange														1			
Tarrant										7							7
Tom Green				1													1
Travis		2		1								1				1	4
Williamson		1															1
Total Number of Reports		7		6						446	19		4	1	8	5	483

M-mosquito A-avian E-equine H-human

CHIKV - Chikungunya Virus

DENV - Dengue Virus

EEEV - Eastern Equine Encephalitis Virus

SLEV - Saint Louis Encephalitis Virus

WNV - West Nile Virus

WNF - West Nile Fever

WNND - West Nile Neuroinvasive Disease

*All reported cases are imported.

**Total may not equal the sum of the contributing subtotals because some counties will have reports from multiple species and/or for multiple diseases or disease syndromes.

‡Presumptive viremic blood donors (PVDs) are not included in any of the "total columns".

Figure 1. Texas Counties Reporting any WNV Activity, Weeks 1-29

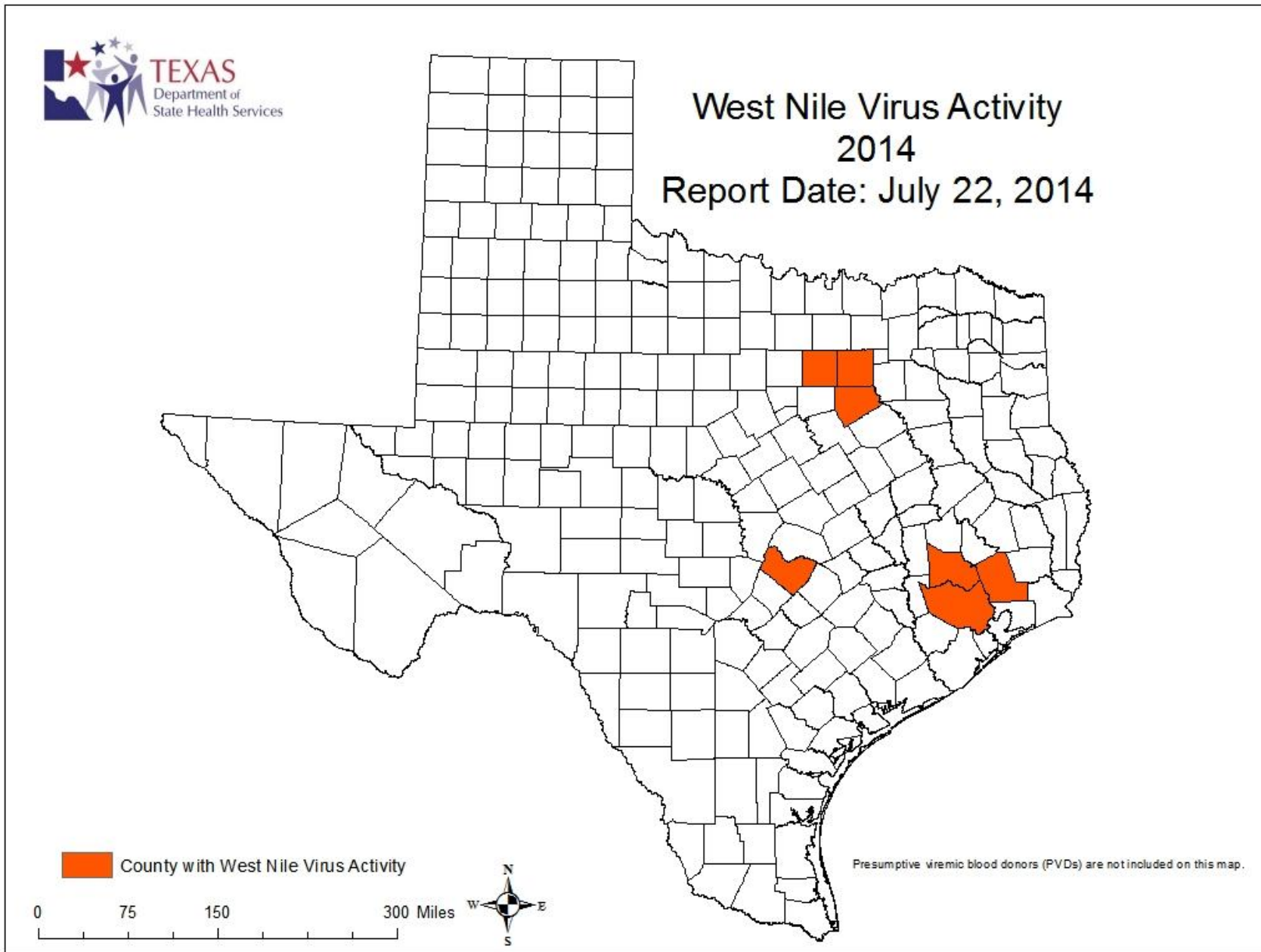
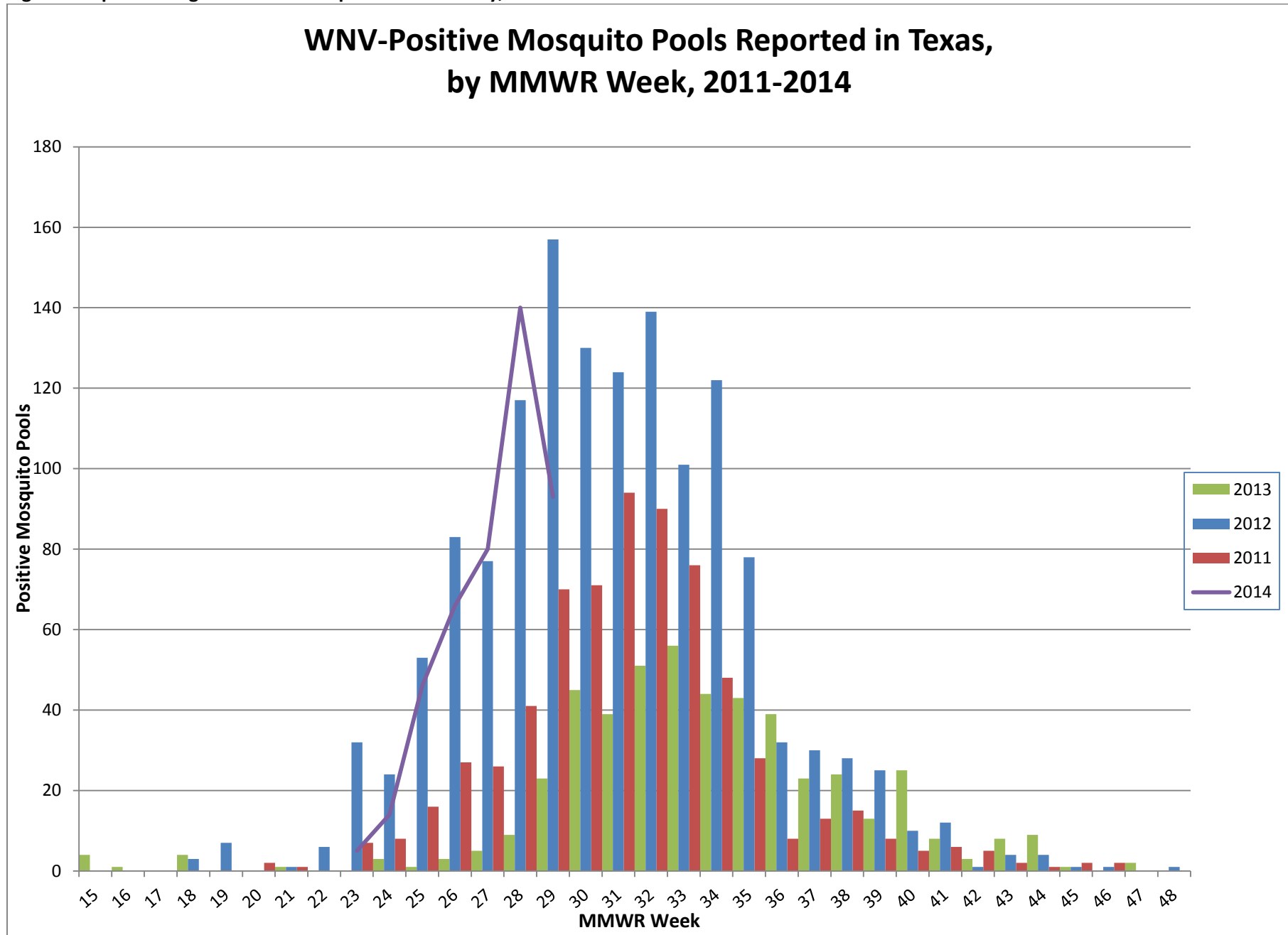
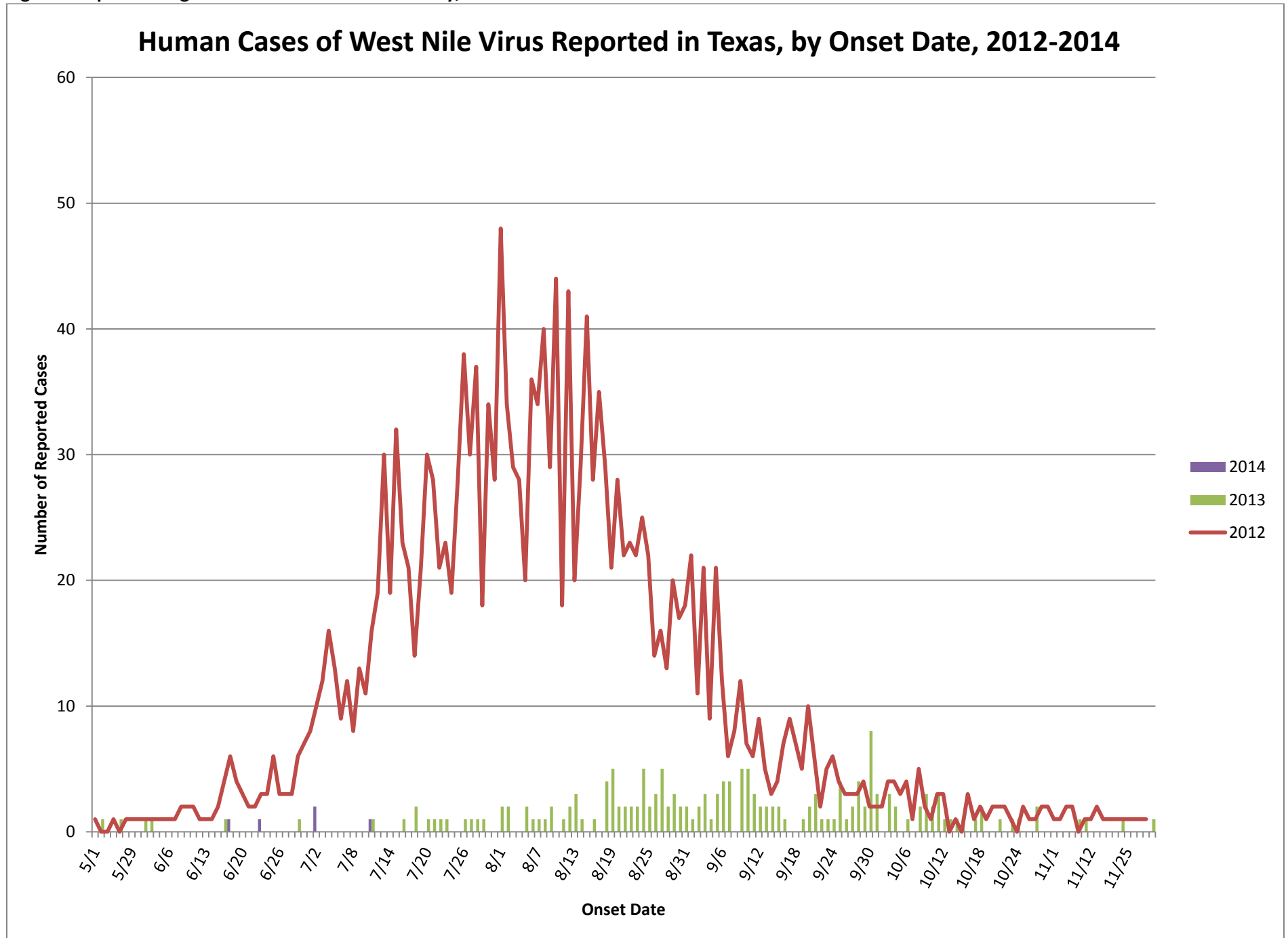


Figure 2. Epidemiologic Curve of Mosquito WNV Activity, 2011-2014



A Texas map showing the names of each County is available at www.dshs.state.tx.us/regions/stregctymap.pdf.

Figure 3. Epidemiologic Curve of Human WNV Activity, 2012-2014



For more detailed information about arboviruses found in Texas, please visit <http://www.dshs.state.tx.us/idcu/disease/arboviral/>.