



**2017 DSHS Arbovirus Activity Report  
Week #27 (ending July 07, 2017)  
Report Date: July 11, 2017**

**Table 1. 2017 Arbovirus Activity Summary, Texas, Weeks 1-27**

Disease	Positive Mosquito Pools	Avian	Equine	Sentinel Chicken	Human						TOTAL
					Febrile Illness	Neurologic Illness	Severe Dengue	TOTAL (HUMAN)	Deaths	PVD <sup>2</sup>	
California Serogroup <sup>1</sup>								0			0
Chikungunya					3			3			3
Dengue					3			3			3
Eastern Equine Encephalitis				3				0			3
St. Louis Encephalitis				1				0			1
West Nile	136				5	3		8		1	144
Zika <sup>3</sup>										1	0
<b>TOTAL REPORTS</b>	<b>136</b>	<b>0</b>	<b>0</b>	<b>4</b>	<b>11</b>	<b>3</b>	<b>0</b>	<b>14</b>	<b>0</b>	<b>2</b>	<b>154</b>

<sup>1</sup>California Serogroup includes California encephalitis, Jamestown Canyon, Keystone, La Crosse, snowshoe hare, and trivittatus viruses.

<sup>2</sup>PVD - Presumptive viremic blood donors are people who had no symptoms at the time of donating blood through a blood collection agency, but whose blood tested positive when screened for the presence of West Nile virus or Zika virus. Unless they meet the case reporting criteria, they are not counted as a case for official reporting purposes and are not included in the "Total" column.

<sup>3</sup>For weekly case counts and additional information related to Zika virus, please visit [www.texaszika.org](http://www.texaszika.org).

**Table 2. 2017 Arbovirus Activity by County, Weeks 1-27**

County	CAL		CHIKV*		DENV*		EEEV				SLEV			WNV								COUNTY TOTAL		
	M	H	M	H	M	H	M	E	SC	H	M	SC	H	M	A	E	SC	H						
																		WNF	WNND	PVD‡	TOTAL			
Bexar				1																	0	1		
Brazoria														1								0	1	
Collin				1										2							1		1	4
Cooke																					1		1	1
Dallas						2								62									0	64
Denton														9									0	9
El Paso														5							1		1	6
Galveston				1								1											0	5
Harris														12								1	0	12
Johnson														2									0	2
Montgomery														7								1	1	8
Nueces														1									0	1
Panola																					1		1	1
Tarrant														35								1	1	36
Travis						1																	0	1
Val Verde																					1		1	1
Van Zandt																					1		1	1
Total Number of Reports	0	0	0	3	0	3	0	0	3	0	0	1	0	136	0	0	0	5	3	1	8		154	

M - mosquito A-avian E-equine SC- sentinel chicken H- human WNF - West Nile Fever WNND - West Nile Neuroinvasive Disease

CAL - California Serogroup Viruses CHIKV - Chikungunya Virus DENV - Dengue Virus

EEEV - Eastern Equine Encephalitis Virus SLEV - St. Louis Encephalitis Virus WNV - West Nile Virus

\*All reported cases are imported.




‡PVDs are not included in any of the "total columns".

Figure 1. Texas Counties Reporting any Arbovirus Activity, Weeks 1-27

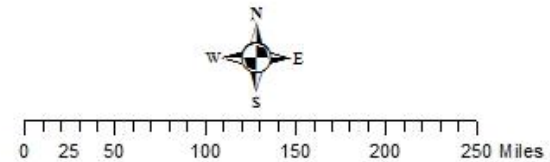
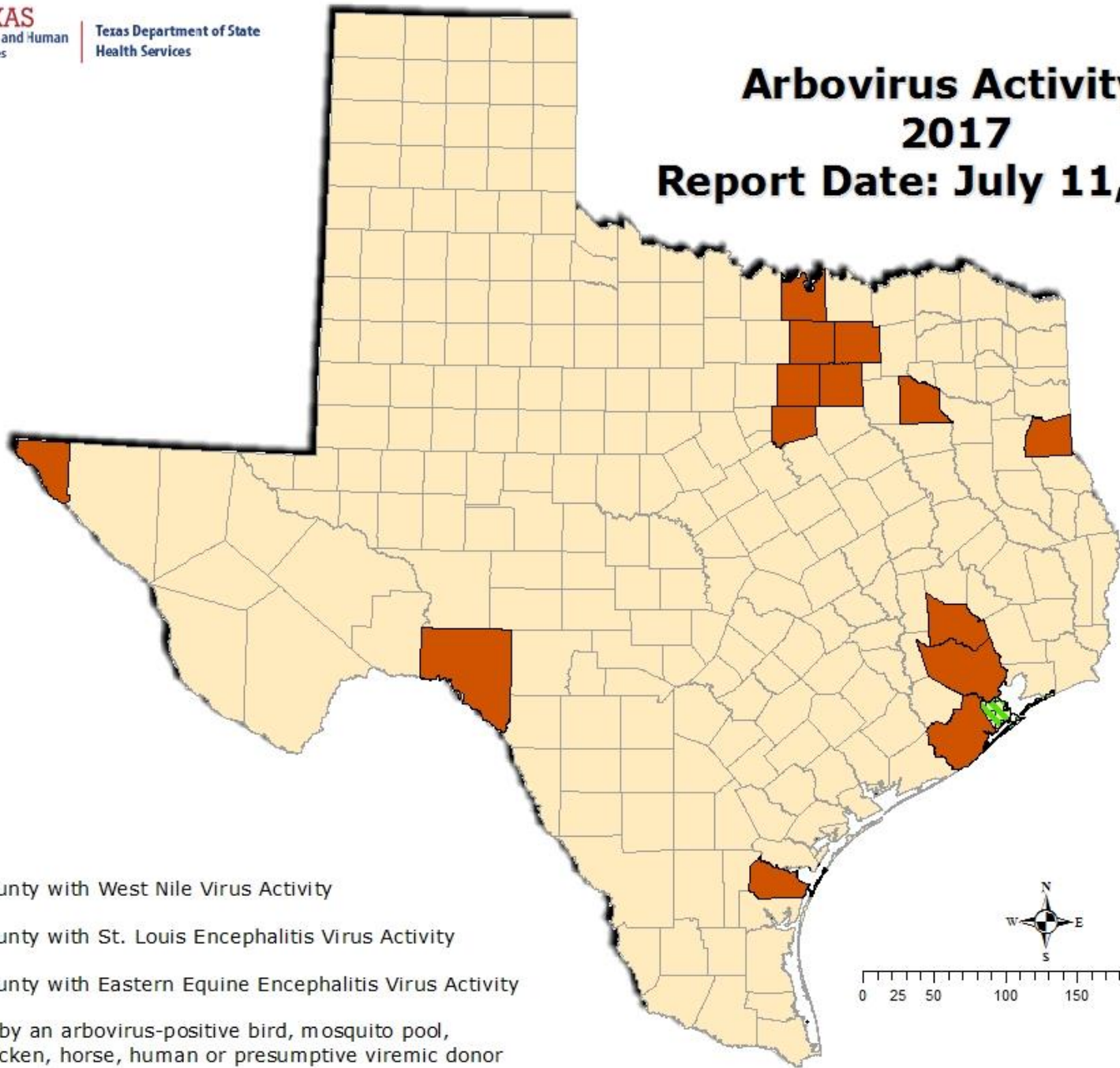


Texas Department of State Health Services

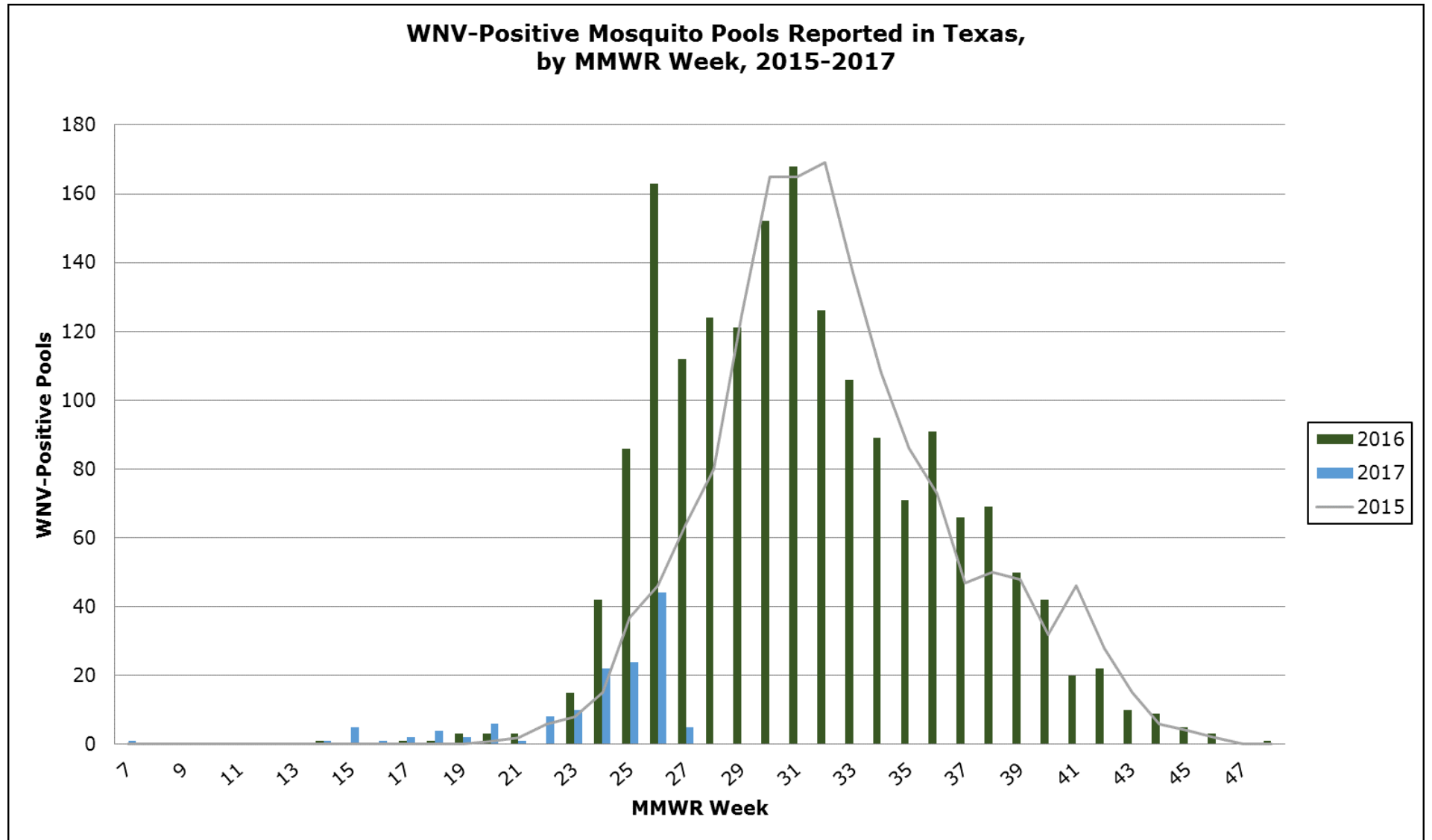
# Arbovirus Activity\* 2017 Report Date: July 11, 2017

-  County with West Nile Virus Activity
-  County with St. Louis Encephalitis Virus Activity
-  County with Eastern Equine Encephalitis Virus Activity

\*Indicated by an arbovirus-positive bird, mosquito pool, sentinel chicken, horse, human or presumptive viremic donor



**Figure 2. Epidemiologic Curve of Mosquito WNV Activity, 2015-2017**



**Figure 3. Epidemiologic Curve of Human WNV Activity, 2015-2017**

