



DSHS Arbovirus Activity Report
Week #28 (ending July 11, 2014)
Report Date: July 15, 2014

Table 1. Arbovirus Activity Summary, Texas, Weeks 1-28

Virus	Mosquito			Avian	Equine	Human						TOTAL
	DSHS Lab Reports	Non-DSHS Lab Reports	TOTAL (MOSQUITO)			Febrile Illness	Neurologic Illness	Hemorrhagic Fever	TOTAL (HUMAN)	Deaths	PVD‡	
CHIKV*						5			5			5
DENV*						5			5			5
EEEV												0
SLEV												0
WNV	42	224	266	14		1			1		5	281
TOTAL REPORTS	42	224	266	14	0	11	0	0	11	0		291

CHIKV - Chikungunya Virus

DENV - Dengue Virus

EEEV - Eastern Equine Encephalitis Virus

SLEV - Saint Louis Encephalitis Virus

WNV - West Nile Virus

*All reported cases are imported.

‡PVD - Presumptive viremic blood donors are people who had no symptoms at the time of donating blood through a blood collection agency, but whose blood tested positive when screened for the presence of West Nile virus. Unless they meet the case reporting criteria, they are not counted as a case for official reporting purposes and are not included in the "total reports" column.

Table 2. Arbovirus Activity by County, Weeks 1-28

County	CHIKV*		DENV*		EEEV			SLEV		WNV							COUNTY TOTAL**	
	M	H	M	H	M	E	H	M	H	M	A	E	H					
													WNF	WNND	PVD‡	TOTAL		
Angelina																1		
Bell																1		
Bexar		1																1
Dallas										3								3
El Paso				1														1
Galveston				1														1
Gonzales		1																1
Harris		1		1						217	14					3		233
Montgomery										42								42
Nueces				1														1
Tarrant										4								4
Travis		1		1									1				1	3
Williamson		1																1
Total Number of Reports		5		5						266	14		1			5	1	291

M-mosquito A-avian E-equine H-human

CHIKV - Chikungunya Virus

DENV - Dengue Virus

EEEV - Eastern Equine Encephalitis Virus

SLEV - Saint Louis Encephalitis Virus

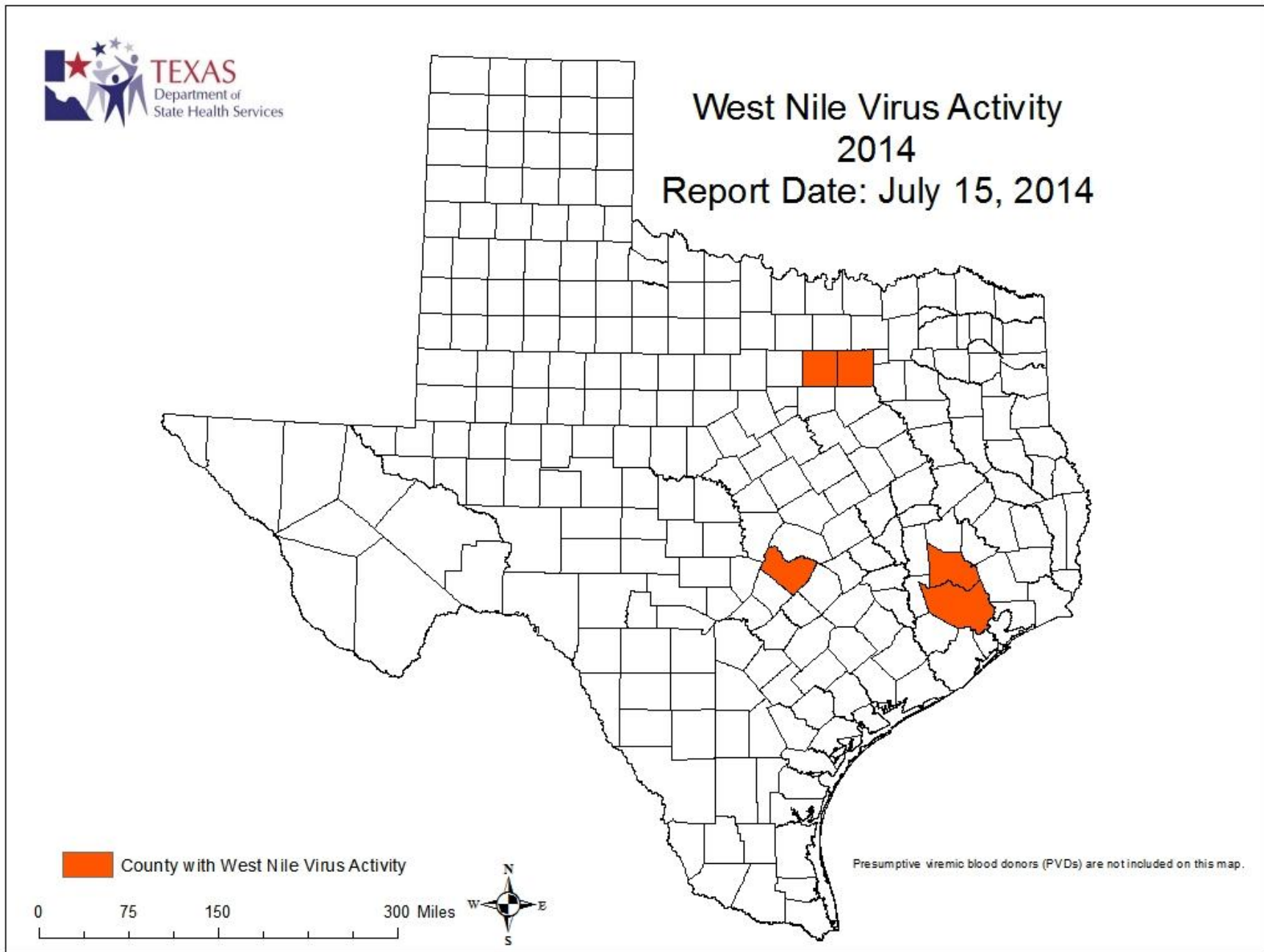
WNV - West Nile Virus

*All reported cases are imported.

**Total may not equal the sum of the contributing subtotals because some counties will have reports from multiple species and/or for multiple diseases or disease syndromes.

‡Presumptive viremic blood donors (PVDs) are not included in any of the "total columns".

Figure 1. Texas Counties Reporting any WNV Activity, Weeks 1-28



A Texas map showing the names of each County is available at www.dshs.state.tx.us/regions/stregctymap.pdf.

Figure 2. Epidemiologic Curve of Mosquito WNV Activity, 2011-2014

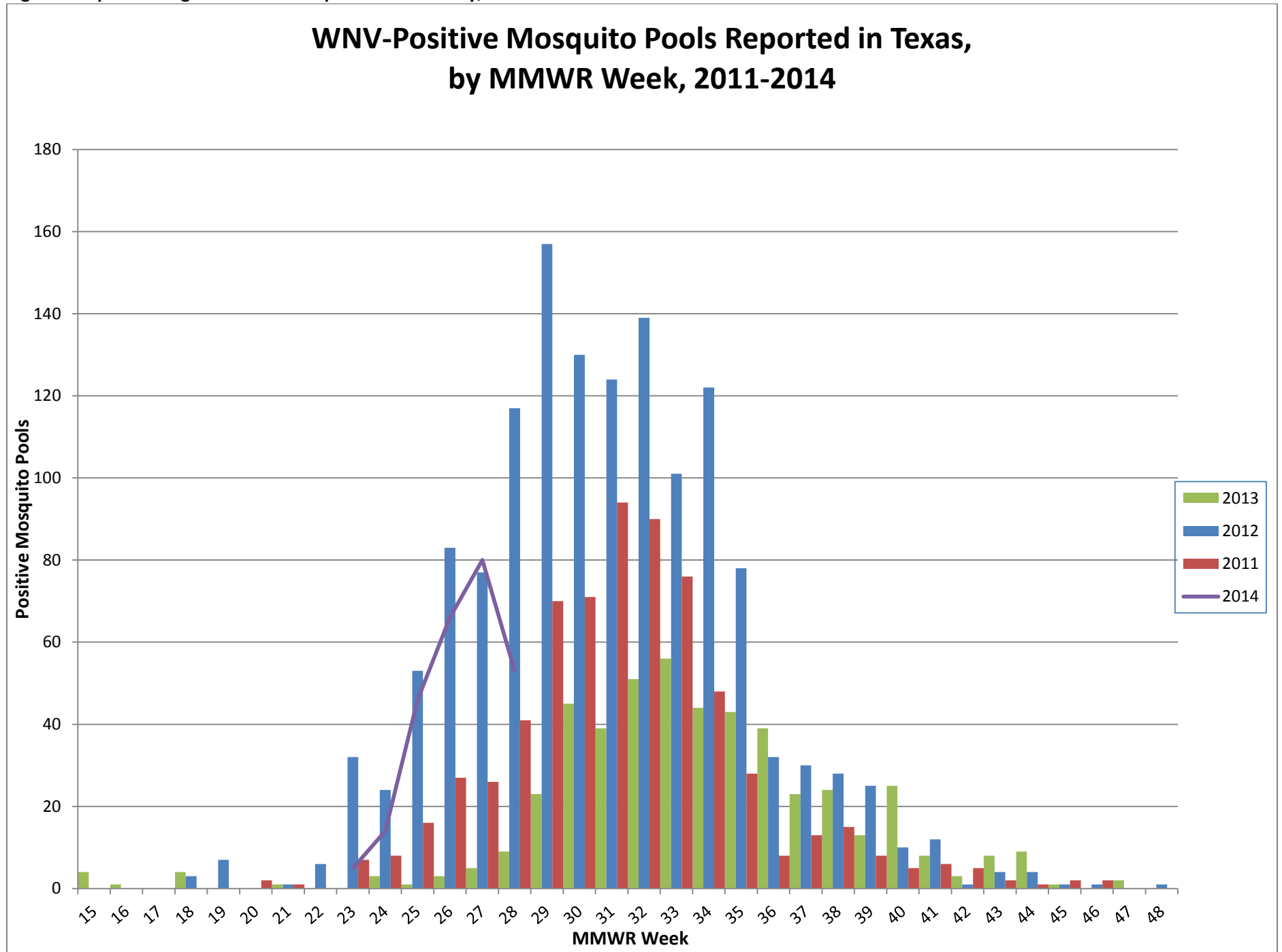
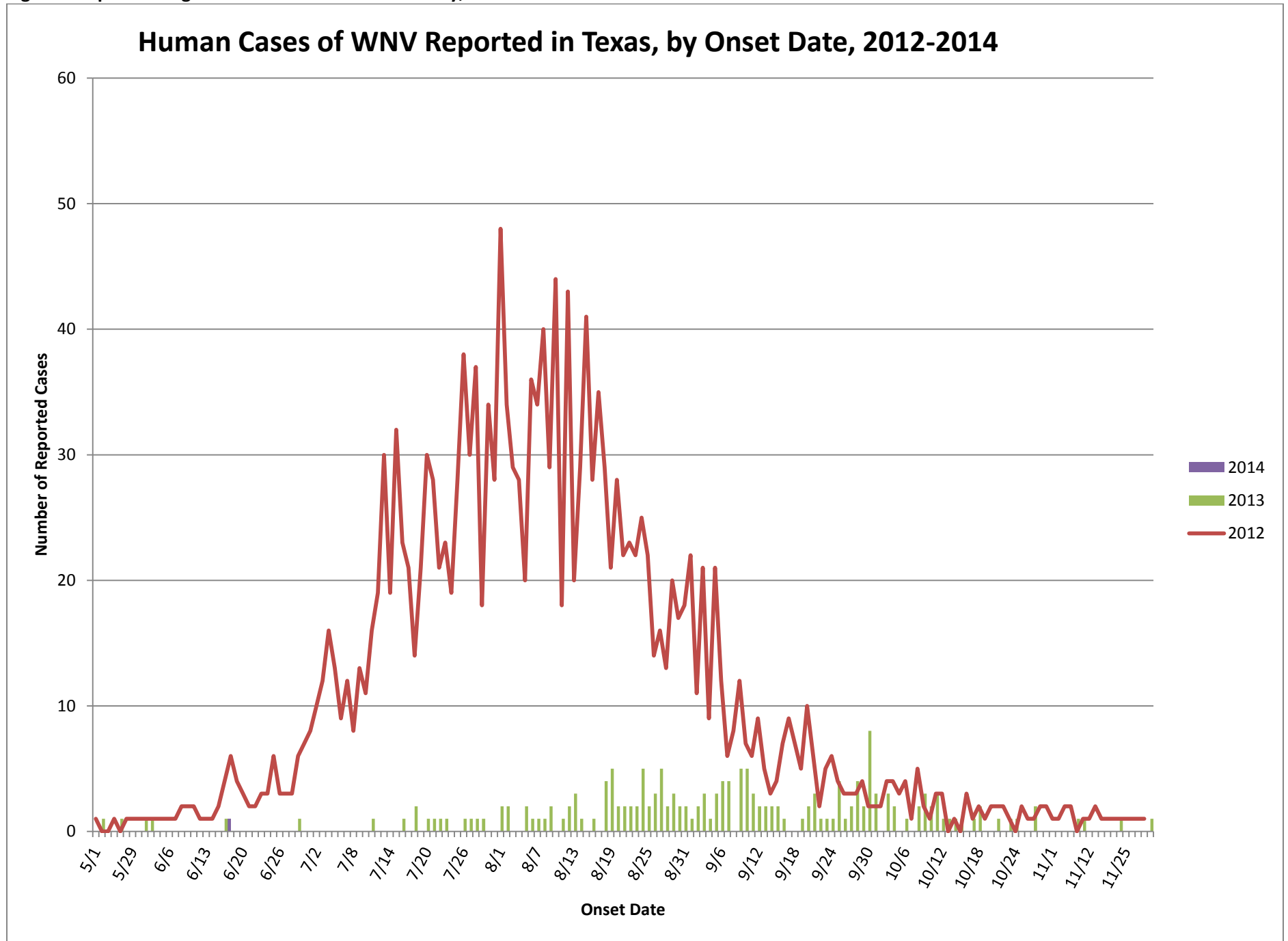


Figure 3. Epidemiologic Curve of Human WNV Activity, 2012-2014



For more detailed information about arboviruses found in Texas, please visit <http://www.dshs.state.tx.us/idcu/disease/arboviral/>.