



Weekly Flu Surveillance Report

Week 40 - October 1st-October 7th, 2023

Disclaimer

Most cases of influenza are not reportable in the state of Texas, thus the data in this report was collected from hospitals, clinics, and schools throughout the region who have agreed to voluntarily submit data.

Definitions

ILI: Influenza-Like Illness. This is an illness that resembles the flu, but has not been confirmed. **Rapid:** These tests are typically done in-house to quickly test for influenza. **PCR:** These tests are generally more precise than rapid tests and are performed at the DSHS state lab and many commercial labs to confirm a case of influenza.

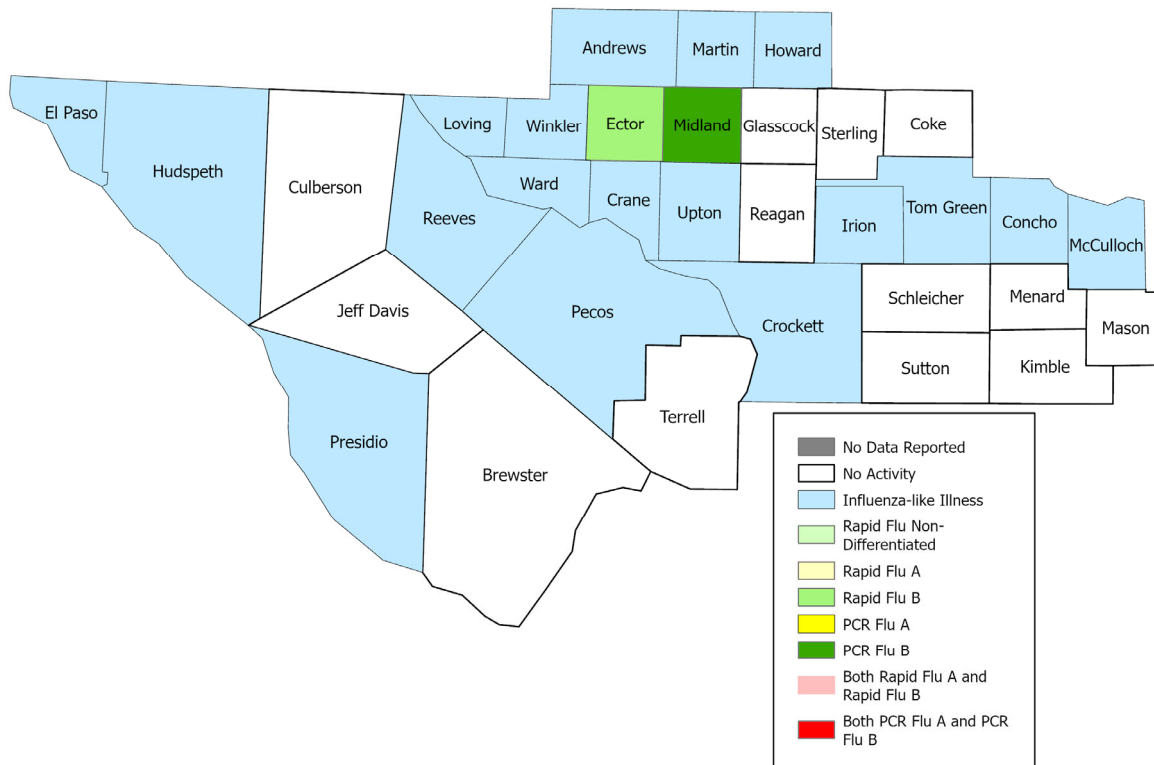
Summary Data

Condition	Week 40	Week 39	Week 38
Number of Counties Reporting (36 total)	↑ 36	0	0
Number of Counties Reporting ILI	↑ 17	0	0
Number of Counties Reporting High Levels of ILI*	↑ 8	0	0
Number of Counties Reporting Flu A	→ 0	0	0
Number of Counties Reporting Flu B	↑ 2	0	0
Number of Counties Reporting Flu A & Flu B	→ 0	0	0

The arrows represent changes from the previous week. A sideways arrow means there was no change in that condition.

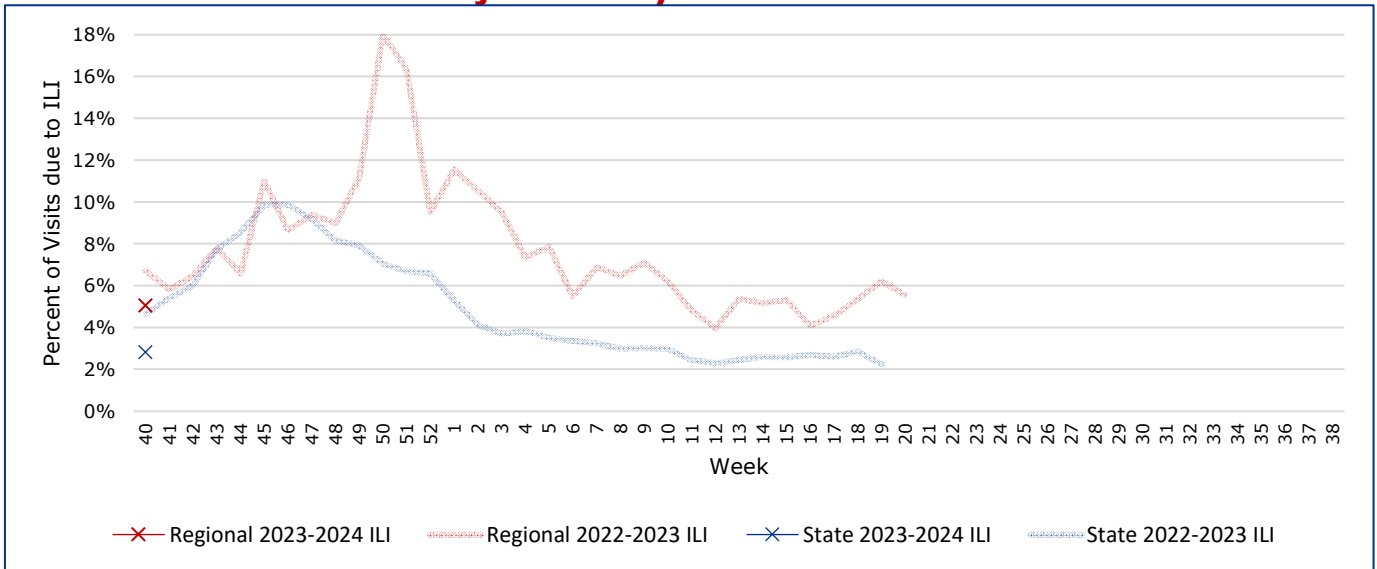
*Counties with total percent of visits due to ILI above 4.0% for the week are considered to have high/abnormal levels.

Map of Regional Flu Activity



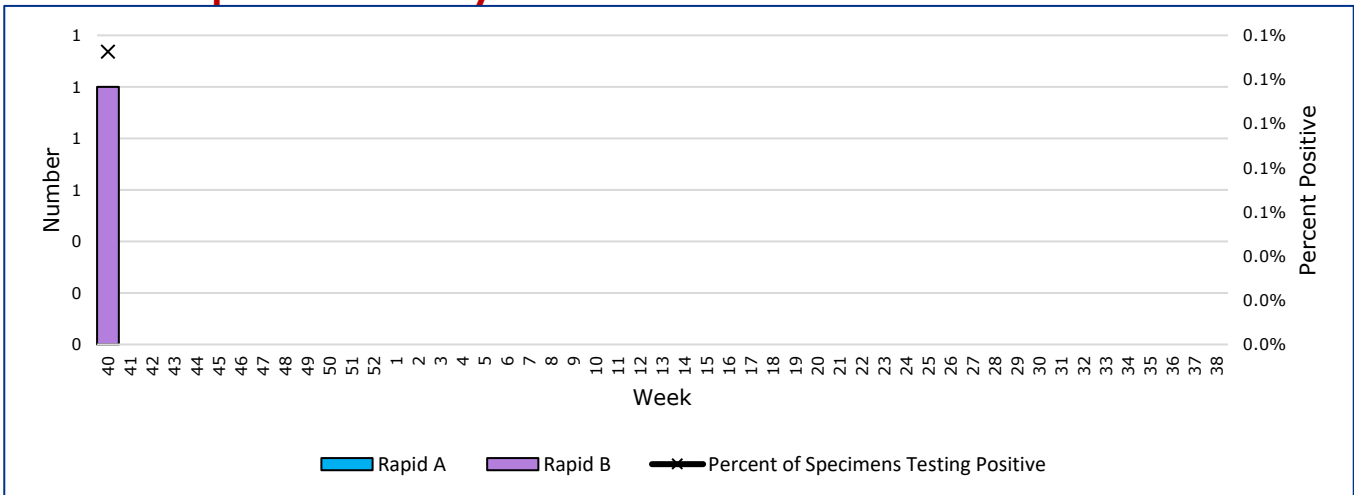
The map above depicts the previous week's reports of flu or influenza-like illness activity in each county. The legend on the bottom right of the map describes the meaning of each color.

Influenza-Like Illness Projections by Week



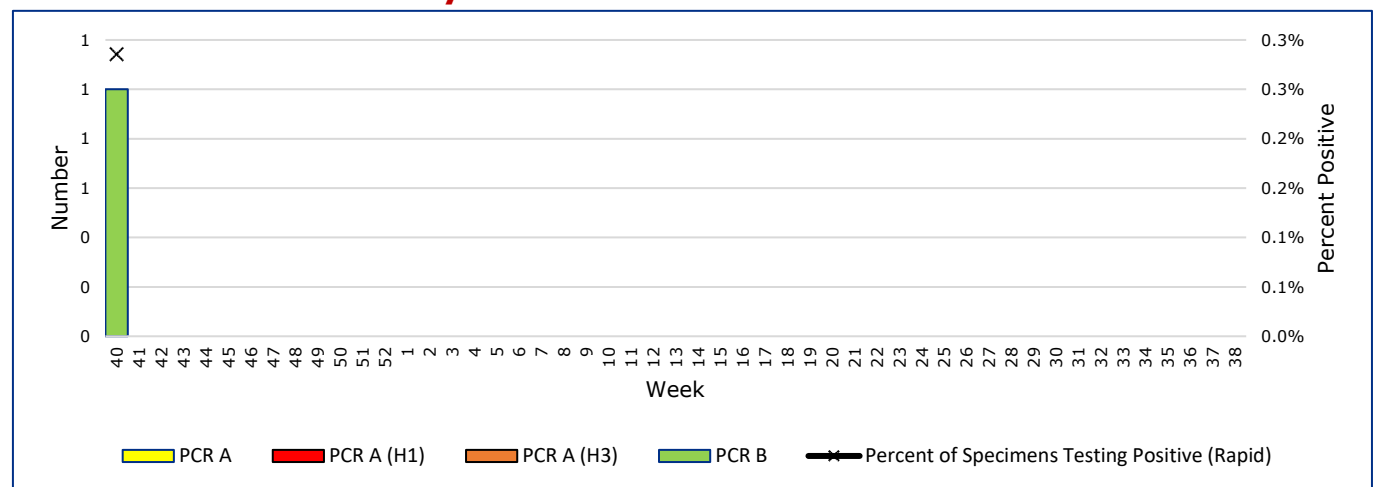
This chart documents the percentage of patient visits that were due to ILI at hospitals and clinics around the region, excluding confirmed COVID cases. It compares our region's data with the state's data and also compares to last flu season.

Positive Rapid Flu Tests by Week



This chart documents the number of rapid tests that have come back positive for flu A and flu B each week throughout the region.

Positive PCR Flu Tests by Week

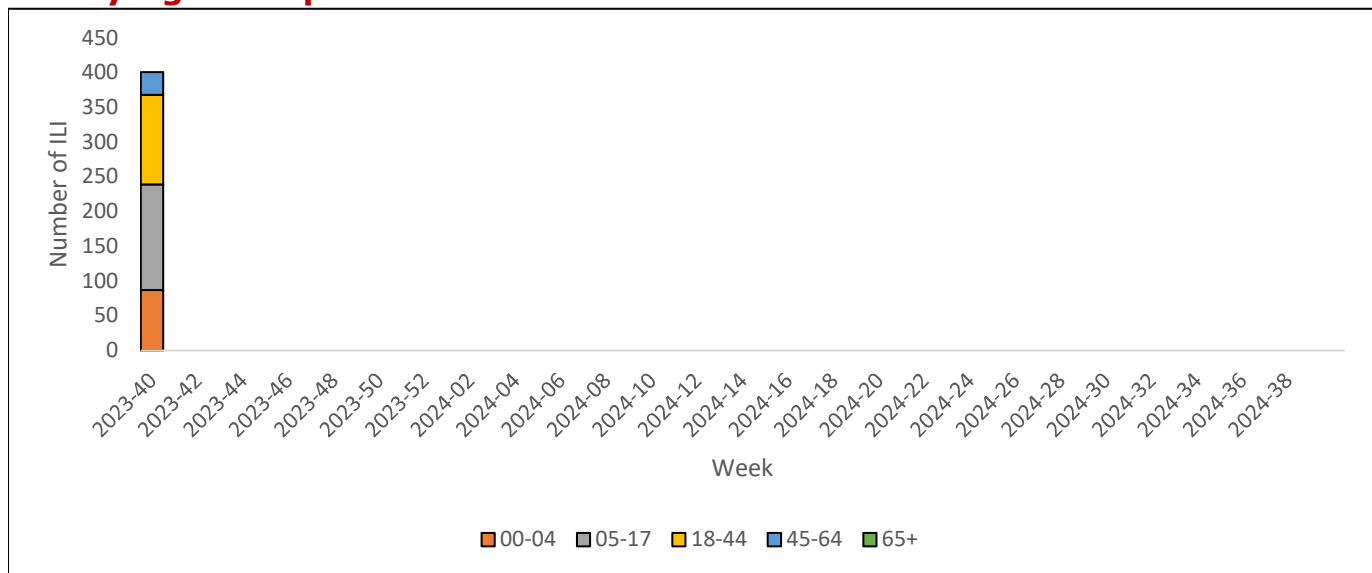


This chart documents the number of PCR tests that have come back positive for flu A and flu B each week throughout the region.

Flu Data by County

County	Week 40				Week 39				Week 38			
	Patient Visits	% with ILI	Flu A	Flu B	Patient Visits	% with ILI	Flu A	Flu B	Patient Visits	% with ILI	Flu A	Flu B
Andrews	643	9%	0	0	0		0	0	0		0	0
Borden	6	0%	0	0	0		0	0	0		0	0
Brewster	81	0%	0	0	0		0	0	0		0	0
Coke	5	0%	0	0	0		0	0	0		0	0
Concho	15	0%	0	0	0		0	0	0		0	0
Crane	38	0%	0	0	0		0	0	0		0	0
Crockett	6	0%	0	0	0		0	0	0		0	0
Culberson	5	0%	0	0	0		0	0	0		0	0
Dawson	148	0%	0	0	0		0	0	0		0	0
Ector	2106	4%	0	1	0		0	0	0		0	0
El Paso	6313	0%	0	0	0		0	0	0		0	0
Gaines	124	0%	0	0	0		0	0	0		0	0
Glasscock	2	0%	0	0	0		0	0	0		0	0
Howard	328	0%	0	0	0		0	0	0		0	0
Hudspeth	13	0%	0	0	0		0	0	0		0	0
Irion	2	0%	0	0	0		0	0	0		0	0
Jeff Davis	19	0%	0	0	0		0	0	0		0	0
Kimble	92	0%	0	0	0		0	0	0		0	0
Loving	2	0%	0	0	0		0	0	0		0	0
McCulloch	63	60%	0	0	0		0	0	0		0	0
Martin	52	0%	0	0	0		0	0	0		0	0
Mason	156	0%	0	0	0		0	0	0		0	0
Menard	98	0%	0	0	0		0	0	0		0	0
Midland	2819	10%	0	1	0		0	0	0		0	0
Pecos	957	10%	0	0	0		0	0	0		0	0
Presidio	33	0%	0	0	0		0	0	0		0	0
Reagan	10	0%	0	0	0		0	0	0		0	0
Reeves	145	0%	0	0	0		0	0	0		0	0
Schleicher	2	0%	0	0	0		0	0	0		0	0
Sterling	2	0%	0	0	0		0	0	0		0	0
Sutton	24	0%	0	0	0		0	0	0		0	0
Terrell	7	0%	0	0	0		0	0	0		0	0
Tom Green	1265	2%	0	0	0		0	0	0		0	0
Upton	113	4%	0	0	0		0	0	0		0	0
Ward	663	32%	0	0	0		0	0	0		0	0
Winkler	105	0%	0	0	0		0	0	0		0	0
Total	16462	5.3%	0	2	0		0	0	0		0	0

ILI by Age Group



This chart documents the number of ILI admissions in hospitals around the region by age group from syndromic surveillance data. It excludes ILI with a confirmed COVID-19 discharge diagnosis.

Flu-Associated Pediatric Deaths & Outbreaks

No flu-associated pediatric deaths have been reported in PHR 9/10 this flu season. In PHR 9/10, no flu outbreaks have been reported for Week 40.

For a more comprehensive look at respiratory illnesses circulating throughout Texas, please visit: <https://www.dshs.texas.gov/2022-2023-texas-influenza-surveillance-activity> and select the "Current Extended Flu Activity Report"