



**TEXAS**  
Health and Human  
Services

**Texas Department of State  
Health Services**

# Motor Vehicle Crashes in Children <15 Years Old, Texas Linked Data 2019-2020

Prepared by the Office of Injury Prevention

09/30/2022

Nadia Bekka MEd, Epidemiologist

Jia Benno MPH, Manager

# Content

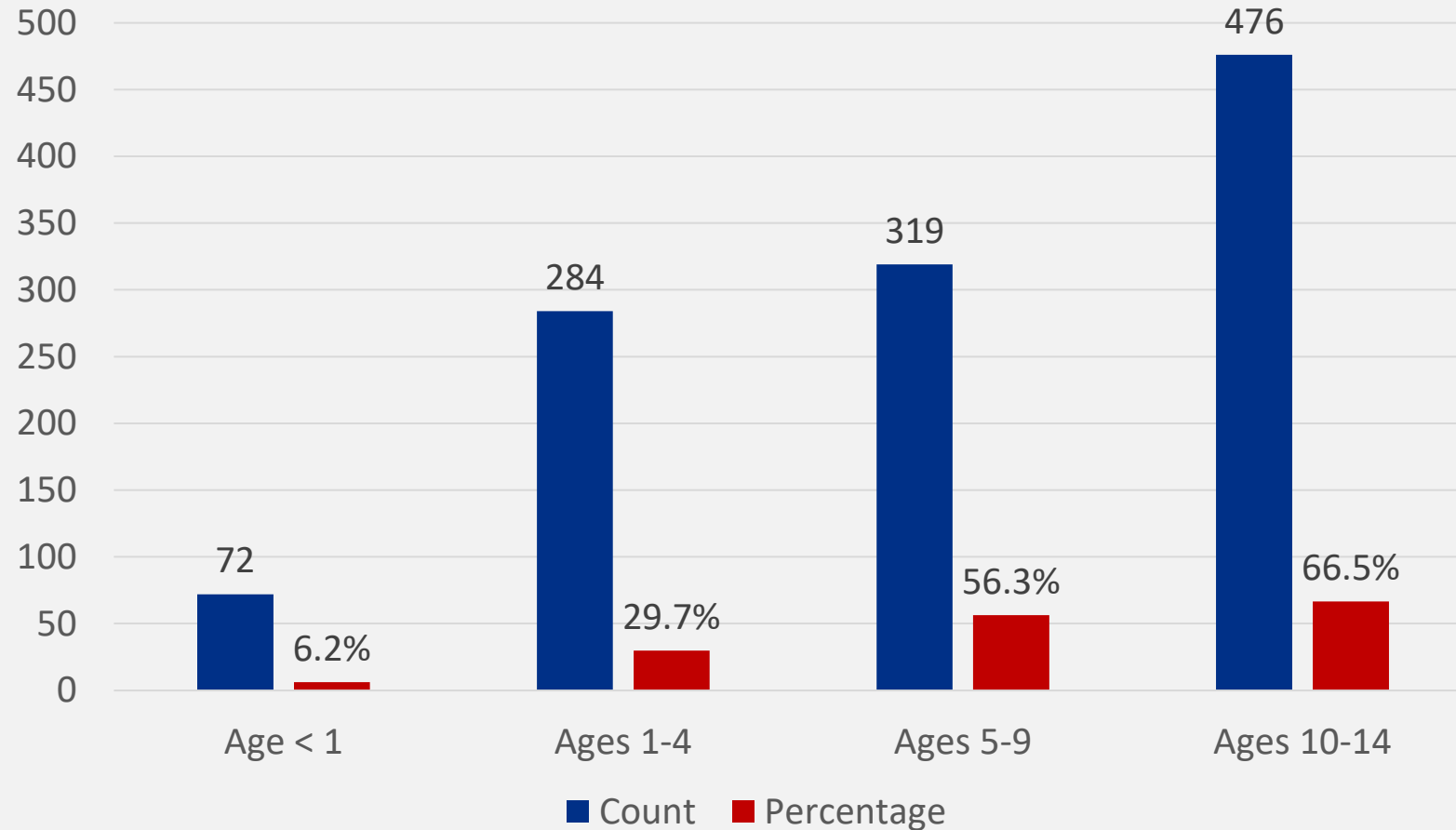
1. Statistics
2. Method
3. Car Seat Recommendations
4. Variables: restraint type by demographics, incident hour, location in vehicle, crash severity, injury severity score, patient disposition, hospital designation, geographical locations
5. Limitations
6. Resources

# Texas Department of Transportation (TxDOT) 2021 Motor Vehicle Crashes, Texas

- ❑ 1 reportable crash occurred every minute;
- ❑ 1 person was injured every 2 minutes; and
- ❑ 1 person was killed every 2 hours.

In 2021, **46.2%** of the people killed in vehicles where some type of seat restraint usage was known were reported as not restrained.

# 2020 Motor Vehicle Traffic Deaths from WISQARS\*, Age Group 0-14 U.S.



# Datasets

**Emergency Medical Service (EMS) and Trauma Hospitalizations:** Health and Safety Code, Chapter 92 states EMS agencies report all runs, and hospitals must report significant trauma injuries, submersions, traumatic brain injuries (TBIs), and spinal cord injuries (SCIs).



Created by BomSymbols  
from Noun Project



Created by Sergey Demushkin  
from the Noun Project



Created by Artem Kovyazin  
from Noun Project

**Crashes:** TxDOT Crash Records Information System (CRIS) - a statewide database for all reported motor vehicle traffic crashes.

# Method

- Datasets Used:
  - Previously prepared CRIS–EMS–Trauma linked datasets.
  - Combined: calendar year 2019 (N= 9,801) and 2020 (N = 9,570).
- Inclusion Criteria:
  - Unit type: Motor Vehicle N = 17,232 (excluded trains, trailers, etc.).
  - Age Group: ages 0-14. There were 772 total children included.
- Per epidemiology best practice, EMS/TR suppressed data when there were less than five records to protect identifiable data.
- Analyses conducted using SAS Base 9.4.

# Child Passenger Safety Law in Texas

## **Child Passenger Safety Seat Systems (Transportation Code 545.412):**

It is an offense to transport an unsecured child who is younger than eight and is not 4 feet 9 inches tall.

Drivers must use a child passenger safety seat system while driving a vehicle and follow the manufacturer's instructions.

**"Passenger vehicle"** means a passenger car, light truck, sport utility vehicle, or passenger van designed to transport 15 or fewer passengers, including the driver.


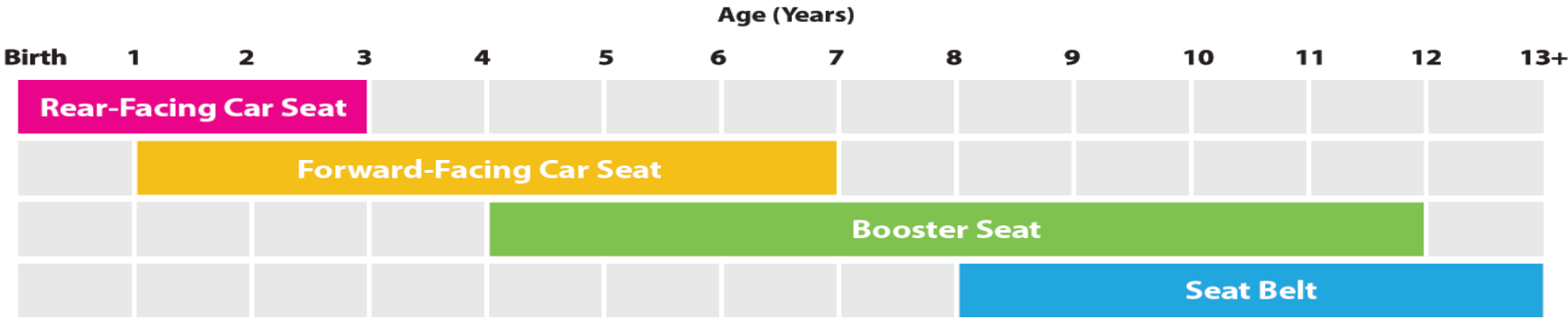
**"Child passenger safety seat system"** means an infant or child passenger restraint system that meets the federal crash-tested restraint system standards as set by the [National Highway Traffic Safety Administration](#) (NHTSA).



# NHTSA Car Seat Recommendations

## Car Seat Recommendations for Children

There are many car seat choices on the market. Use the information below to help you choose the type of car seat that best meets your child's needs.

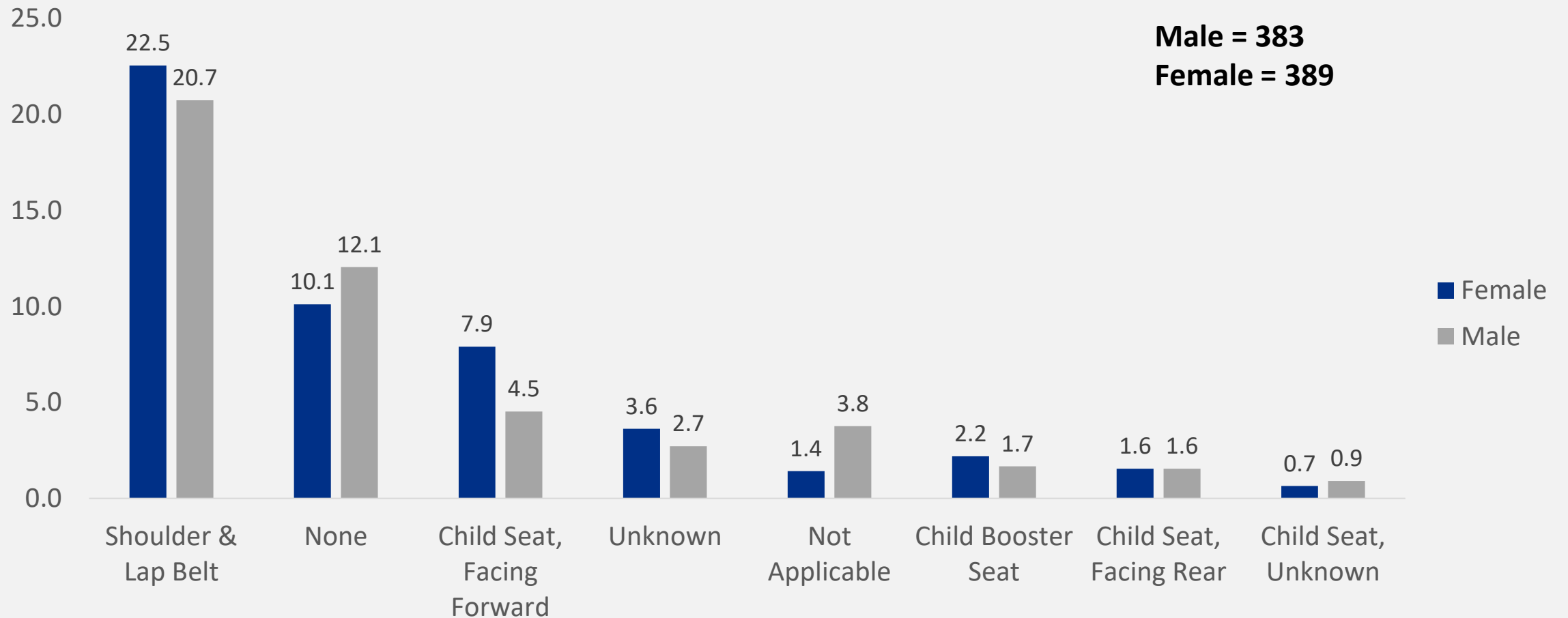


Source:  
National  
Highway Traffic  
Safety  
Administration  
(NHTSA)

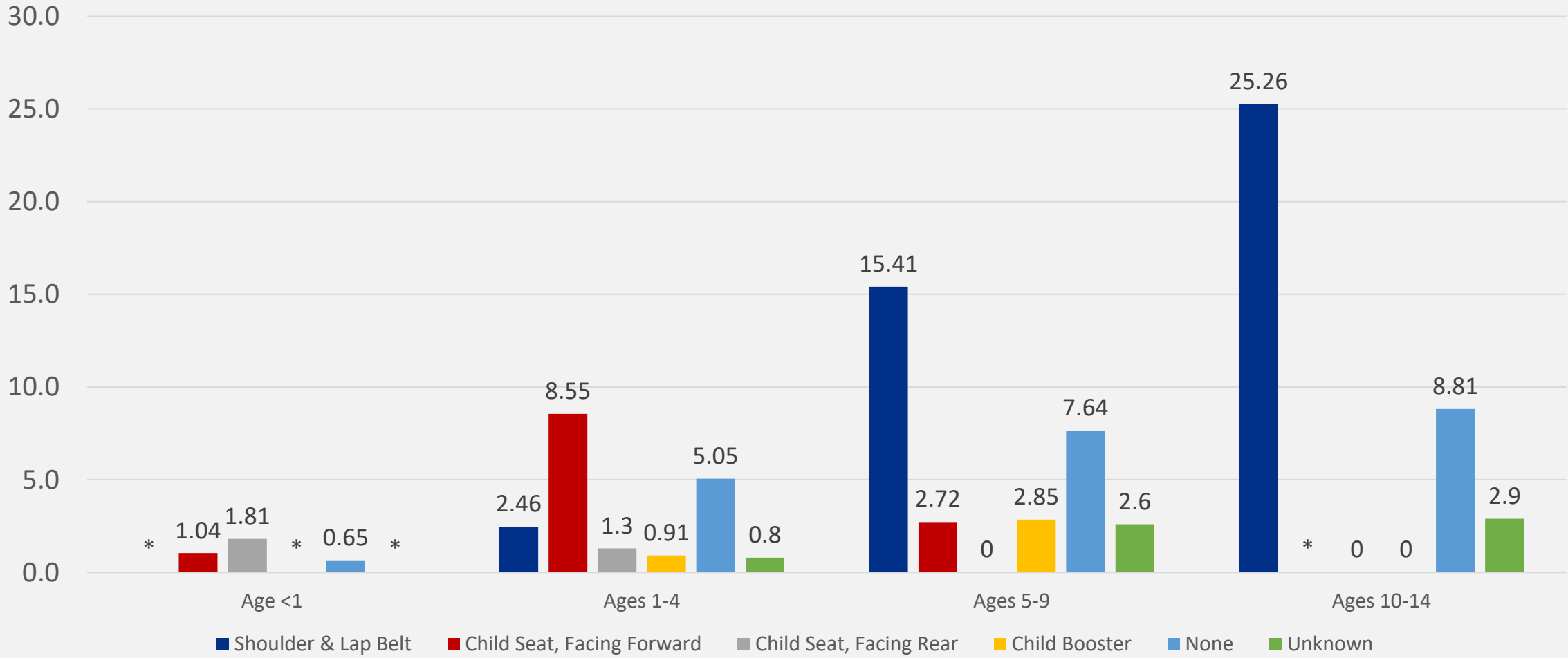
# 2019 and 2020 Age Group Distribution, Texas (N= 772 )

Age Group	Frequency	Percent
<1	32	4.2
1-4	163	21.1
5-9	258	33.4
10-14	319	41.3
Total	772	100.0

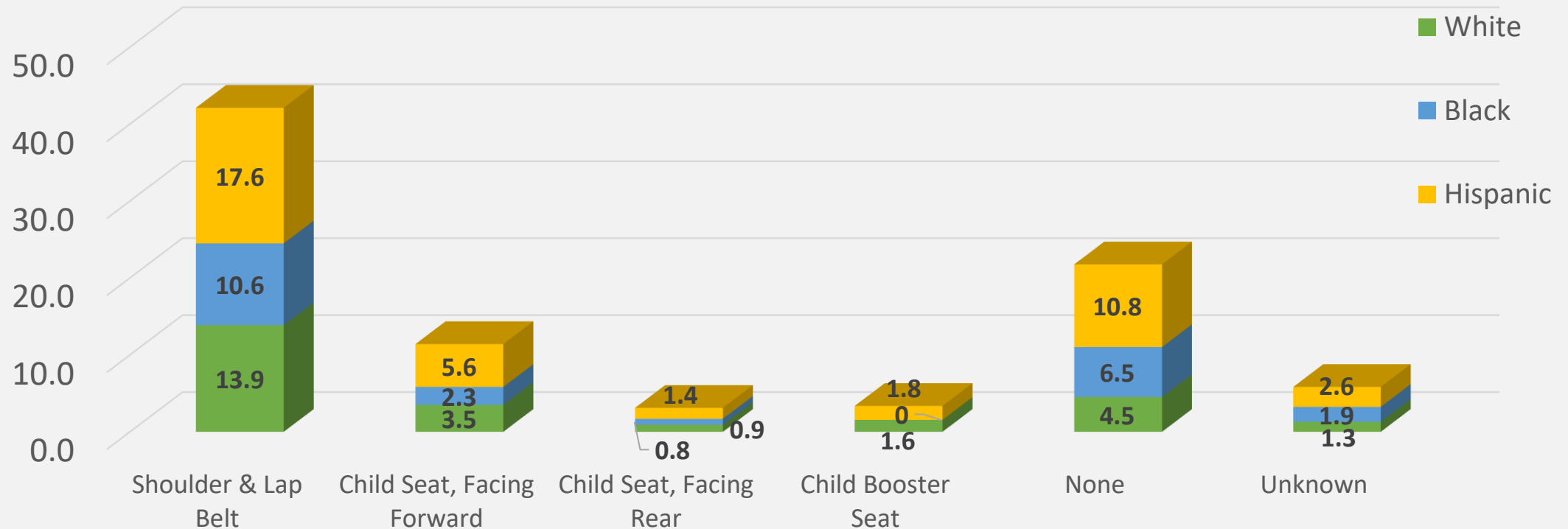
# 2019 and 2020 Restraint Type Percentage by Gender, Texas (N = 772 )



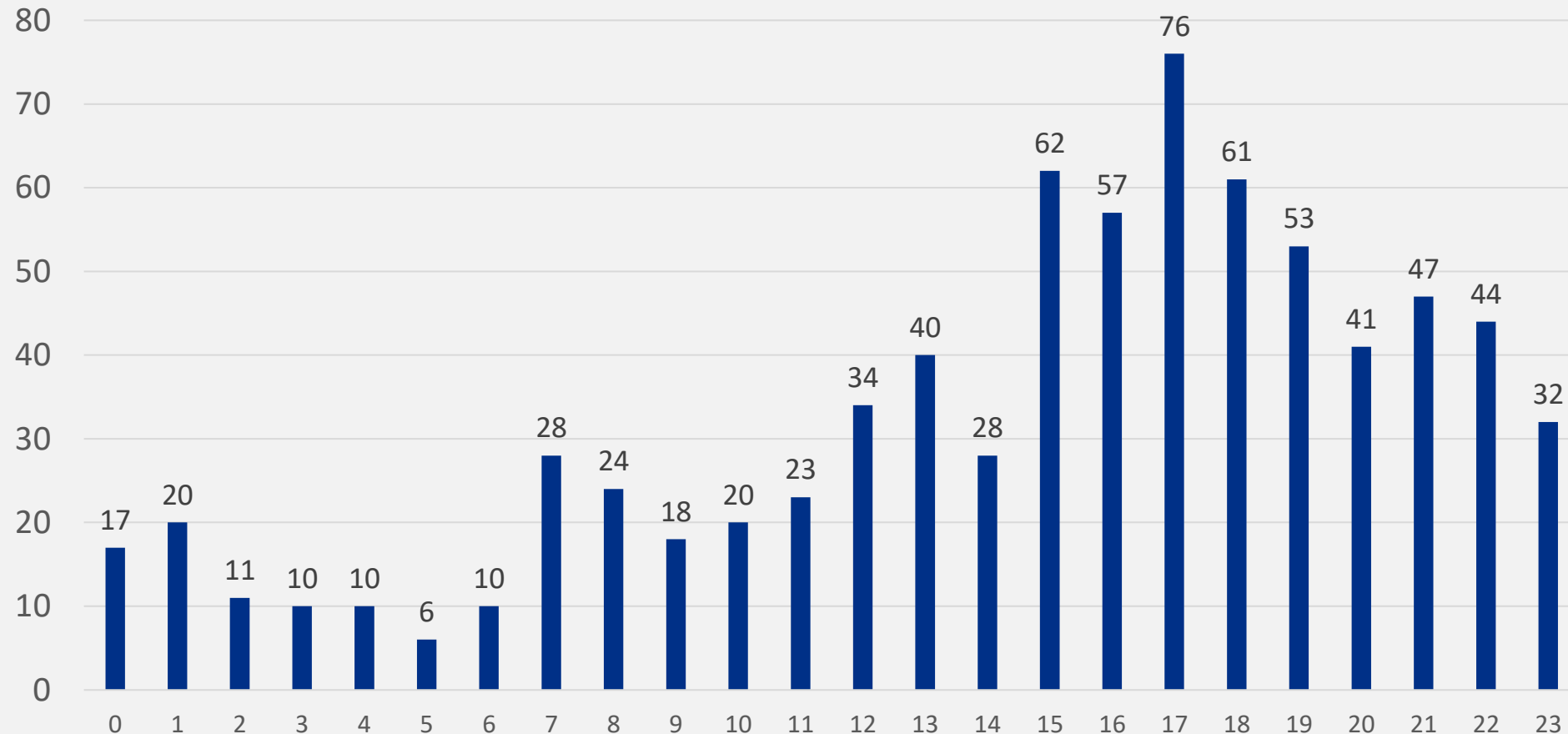
# 2019 and 2020 Restraint Type Percentage by Age Group, Texas (N= 772 )



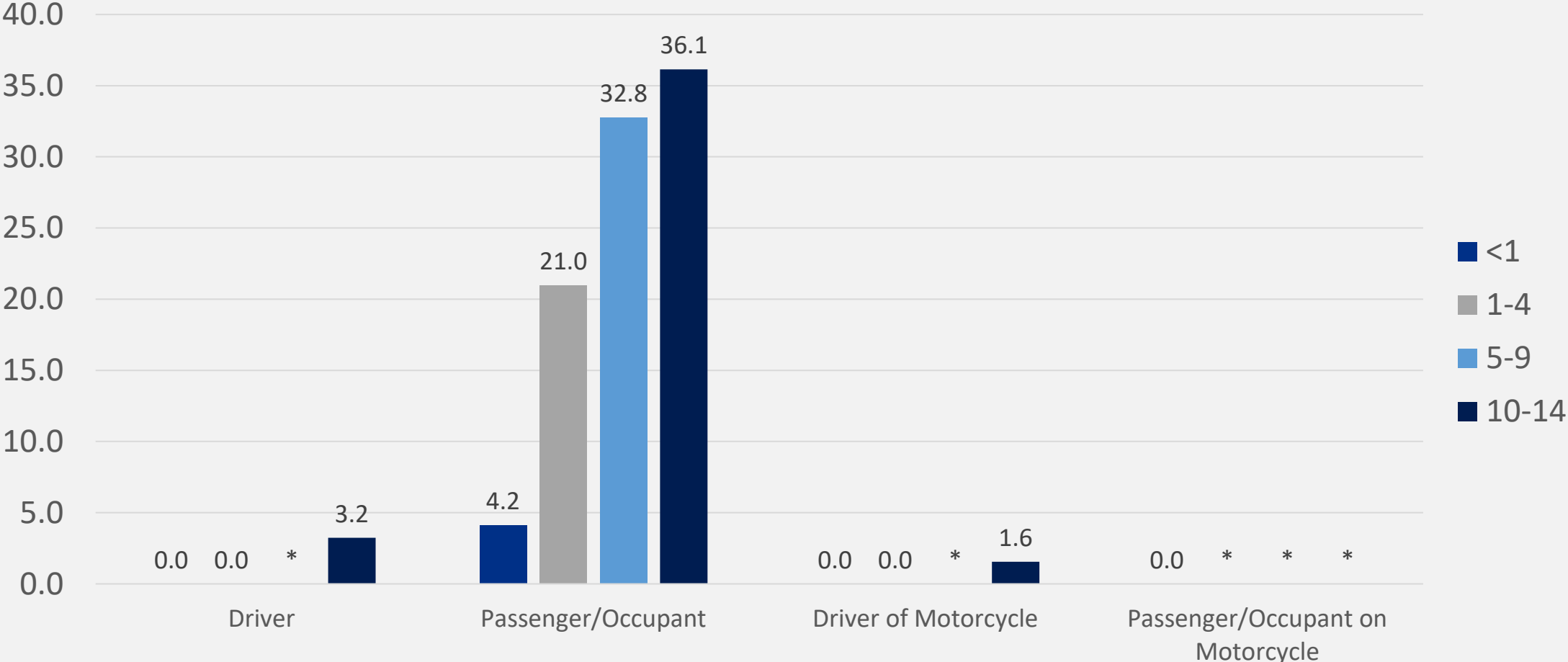
# 2019 and 2020 Restraint Type Percentage by Race and Ethnicity, Texas (N= 772)



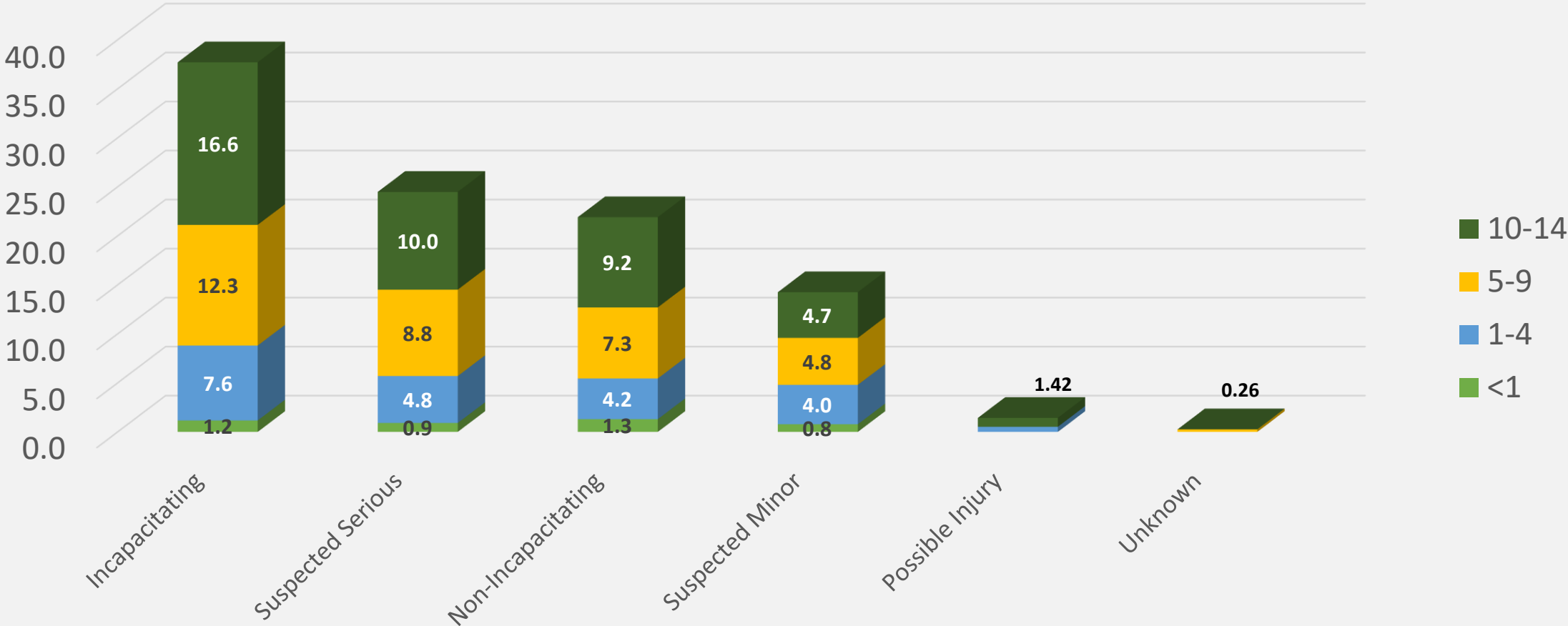
# 2019 and 2020 Time of Day Count, Texas (N=772)



# 2019 and 2020 Location in Vehicle Percentage by Age Group, Texas (N = 772 )



# 2019 and 2020 Crash Severity Percentage by Age Group, Texas (Total = 772)





# Definition: Injury Severity Score (ISS)

The Injury Severity Score (ISS) assesses the combined effects of patients with multiple injuries and is based on an anatomical injury severity classification: the Abbreviated Injury Scale (AIS). AIS is an anatomically based injury severity scoring system that classifies each injury by body region on a six-point scale.

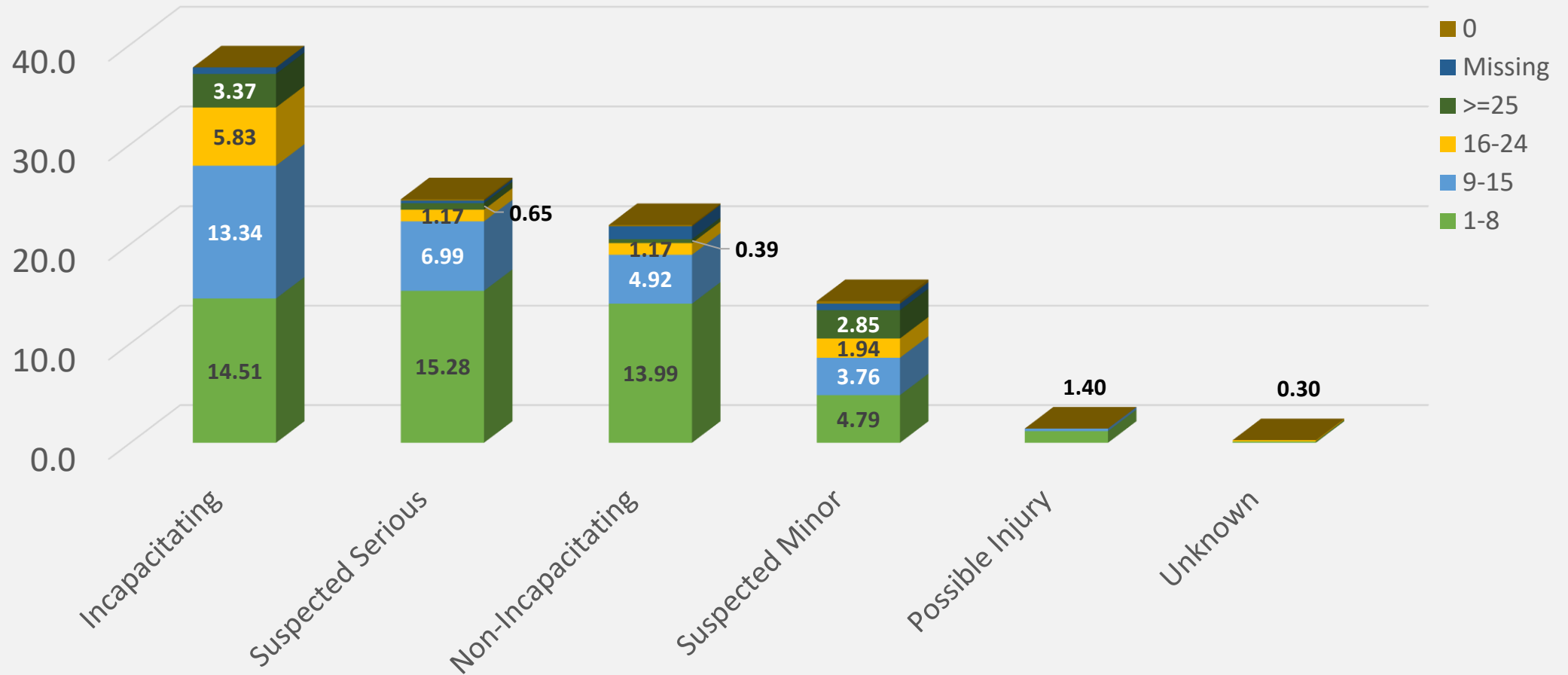
## **AIS Ranges used:**

- 0 (less severe);
- 1-8;
- 9-15;
- 16-24; and
- $\geq 25$  (most severe).

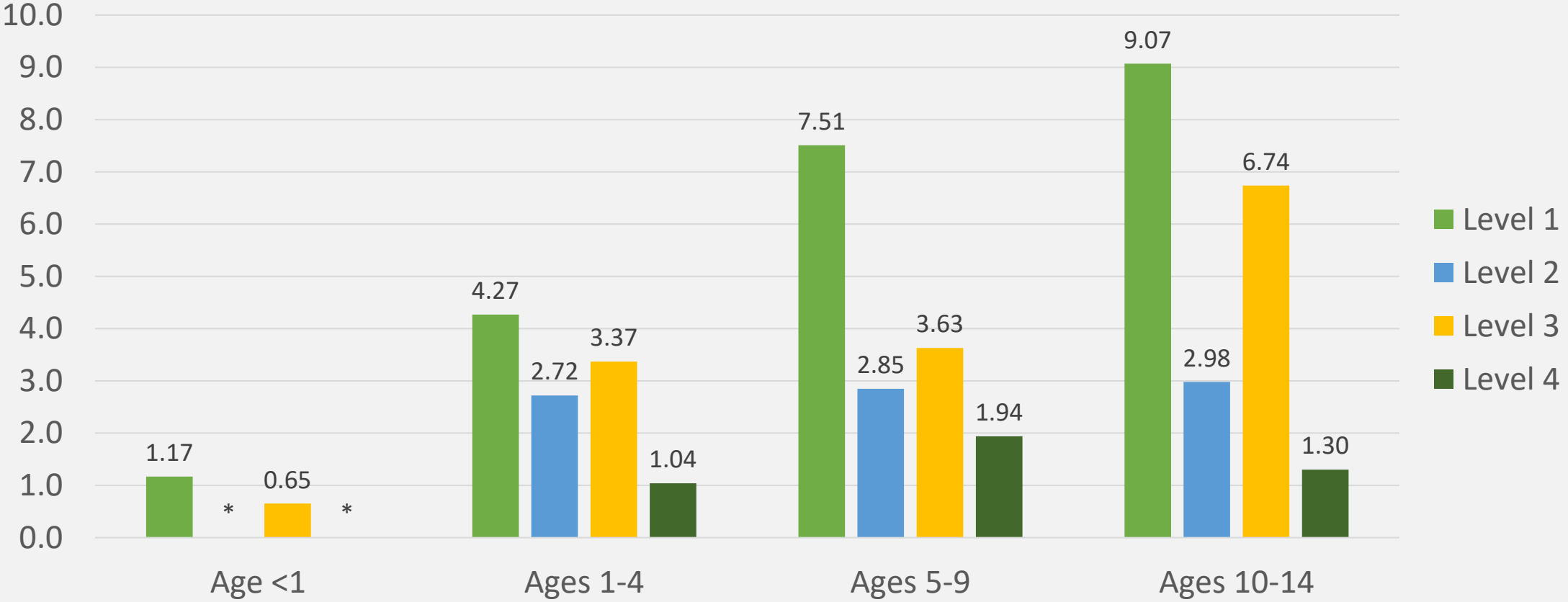
# 2019 and 2020 ISS, Texas (Total = 772 )

ISS	Frequency
0	*
1-8	385
9-15	226
16-24	79
>=25	56
Missing	22
<b>Total</b>	<b>772</b>

# 2019 and 2020 Crash Severity Percentage by ISS, Texas (Total = 772 )

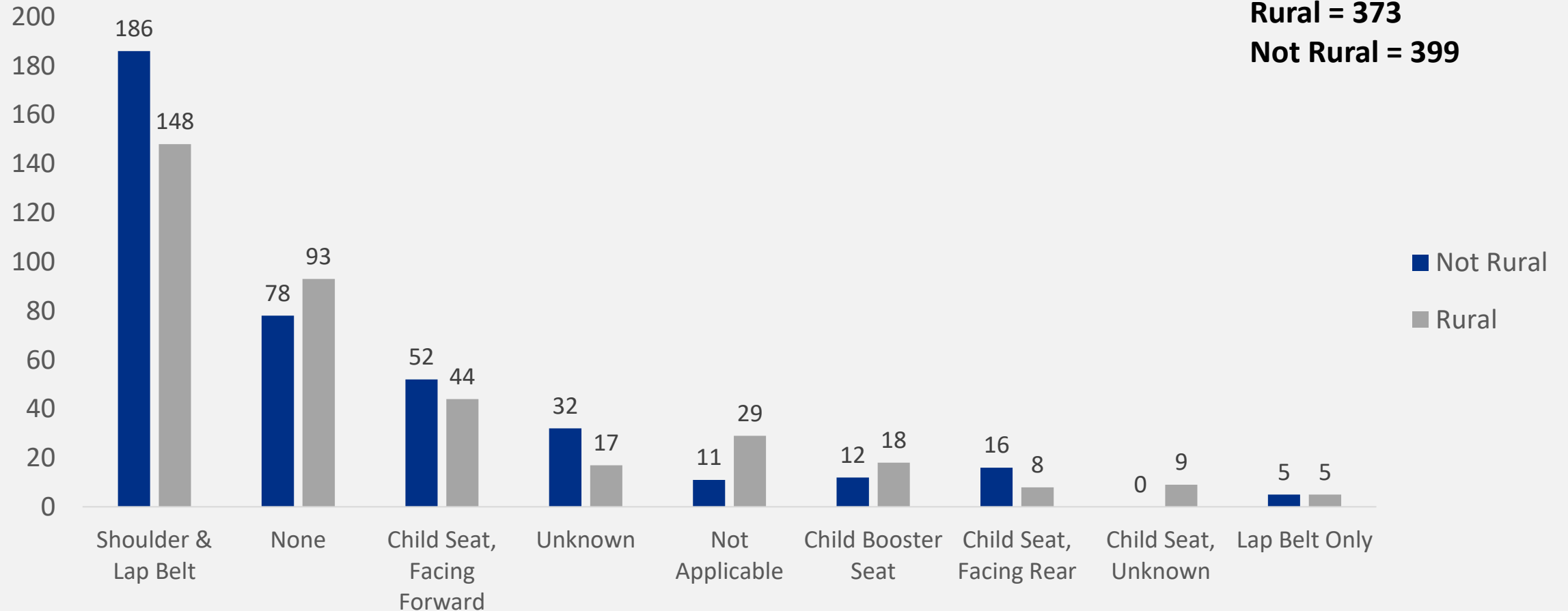


# 2019 and 2020 Trauma Center Levels of Care Percentage by Age Group, Texas

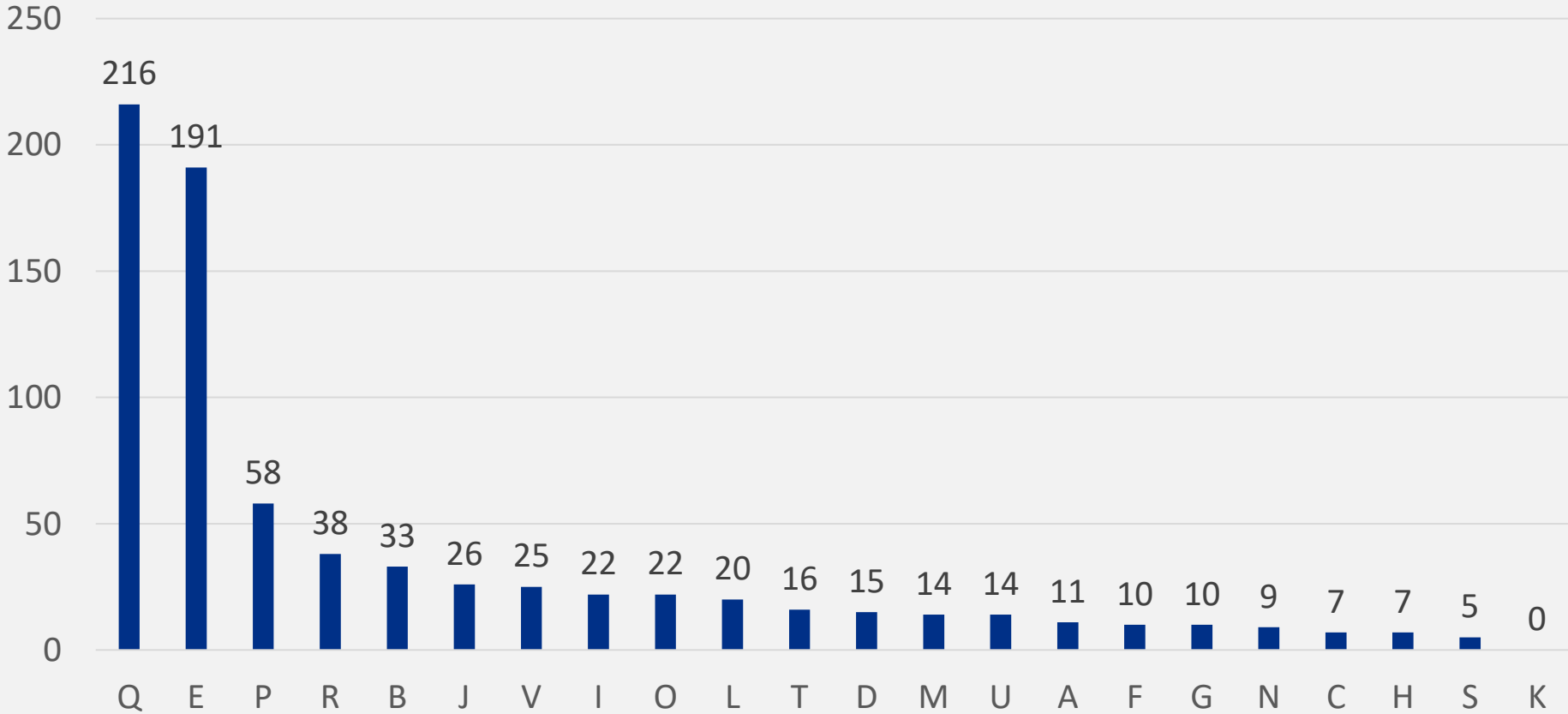


# 2019 and 2020 Restraint Type by Rural versus Not Rural Count, Texas, (N = 772 )

**Rural = 373**  
**Not Rural = 399**



# 2019 and 2020 Incidents by Trauma Service Areas Count, Texas, (N = 772 )



# Lives Saved by Child Restraints and Seat Belts, USA and Texas (2017- NHTSA)

## Lives Saved by Child Restraints, Age 4 and Younger

- USA: 325
- TX: 50

## Lives Saved by Seat Belts, Age 5 and Older

- USA: 14,955
- TX: 1,725

***Please choose and use the right car seat correctly every time  
your child is in the car.***

# Limitations

Texas EMS and Trauma Registry (EMS/TR) data uses passive record surveillance submitted by Texas EMS entities and hospitals.

EMS/TR can only report on records that it receives and should not be considered complete or representative of all Texas EMS entities and hospitals.

This report only includes data from crashes where EMS arrived at the scene and the child was transported to a trauma center. This may miss minor injuries or children who die on the scene.



# Resources

- [dshs.texas.gov/saferiders/CPSlaw.shtm](https://dshs.texas.gov/saferiders/CPSlaw.shtm)
- [nhtsa.gov/equipment/car-seats-and-booster-seats](https://nhtsa.gov/equipment/car-seats-and-booster-seats)
- [txdot.gov/data-maps/crash-reports-records/motor-vehicle-crash-statistics/archive/2020-crash-statistics.html](https://txdot.gov/data-maps/crash-reports-records/motor-vehicle-crash-statistics/archive/2020-crash-statistics.html)
- National Trauma Data Bank (NTDB) data dictionary: [facs.org/quality-programs/trauma/tqp/center-programs/ntdb/ntds](https://facs.org/quality-programs/trauma/tqp/center-programs/ntdb/ntds)
- [ftp.dot.state.tx.us/pub/txdot-info/trf/crash\\_statistics/automated/standard-extract.xlsx](https://ftp.dot.state.tx.us/pub/txdot-info/trf/crash_statistics/automated/standard-extract.xlsx)
- The National Emergency Medical Services Information System (NEMSIS) data dictionary: [nemsis.org/technical-resources/version-3/version-3-data-dictionaries/](https://nemsis.org/technical-resources/version-3/version-3-data-dictionaries/)
- Coding is based on the ICD10CM (International Classification of Diseases, Tenth Revision, Clinical Modification (ICD-10-CM))
- Centers for Disease Control and Prevention – Web-based Injury Statistics Query and Reporting System (WISQARS)

# Thank you

Registry Operations Support: [Injury.web@dshs.texas.gov](mailto:Injury.web@dshs.texas.gov)

Data Analysis and Epidemiology: [Injury.epi@dshs.texas.gov](mailto:Injury.epi@dshs.texas.gov)