



This update presents data for the 119 pre-licensure registered nursing (RN) programs that reported data for the 2015 reporting year, including:

- 1 Diploma program,
- 69 Associate Degree in Nursing (ADN) programs, including 60 generic ADN programs and 9 Licensed Vocational Nurse to Associate Degree in Nursing (LVN to ADN) programs,
- 48 Bachelor of Science in Nursing (BSN) programs, and
- 1 Master of Science in Nursing Alternate Entry (MSN AE) program.

The Texas Center for Nursing Workforce Studies (TCNWS) collected data in the 2015 Board of Nursing's (BON) Nursing Education Program Information Survey (NEPIS) that was available online as of October 1, 2015. The reporting period was academic year (AY) 2014-2015 (September 1, 2014 – August 31, 2015) unless otherwise noted. TCNWS collaborated with the BON in the design and dissemination of the survey.

Newly Enrolled Students in Professional Nursing Programs

Sex and Age

In 2015, there were 14,642 newly enrolled students in professional nursing programs. This population was predominantly female: 83.7% in AY 2014-2015, which was a slightly larger proportion of females than in AY 2013-2014 (83.2%). Figure 1 illustrates the AY 2014-2015 newly enrolled student breakdown by age.

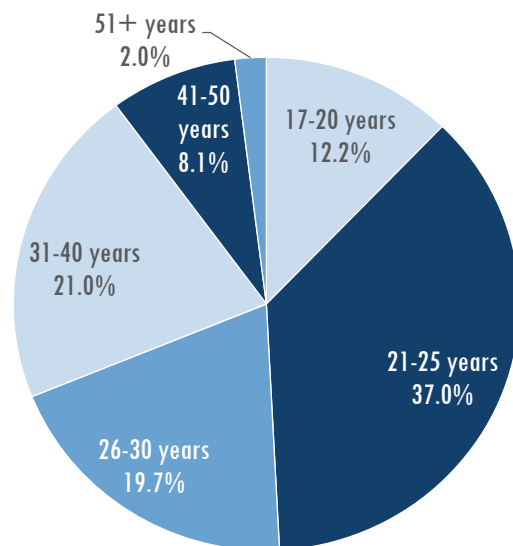
- The largest proportion of newly enrolled students were between 21 and 25 years of age (37.0%).
- The second largest age group was students aged 31-40 years (21.0%), followed closely by 26-30 year olds (19.7%).
- Only 10.1% of newly enrolled students were 41 years or older.
- BSN programs had the largest proportion of students under 25 years of age (68.2% of BSN students). LVN to ADN stand-alone programs reported the greatest proportion of students 41 years of age or older (25.3% of LVN to ADN students).

Race/Ethnicity

As shown in Figure 2, the race/ethnicity distribution of RN students more closely mirrored that of the Texas population than the race/ethnicity distribution of the RN workforce.

- The percentage of newly enrolled RN students who were Hispanic/Latino (28.6%) continued to grow to more than double the percentage in the 2015

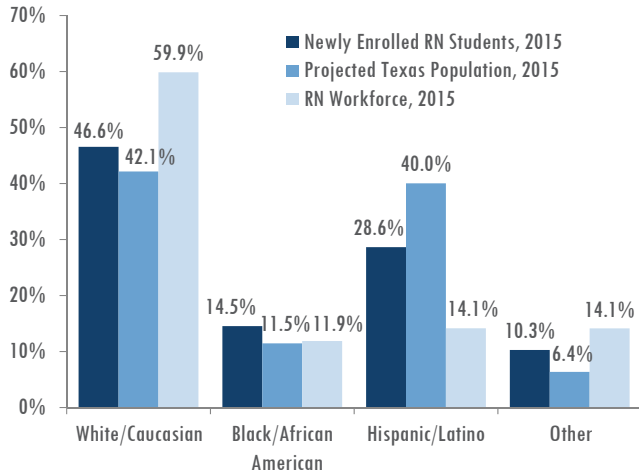
Figure 1. Age of Newly Enrolled Students



RN workforce (14.1%), but was still lower than the proportion of Hispanics/Latinos in the Texas population (40.0%).

- The percentage of newly enrolled RN students who were white/Caucasian (46.6%) was less than that of the RN workforce (59.9%), but still greater than the Texas population (42.1%).
- Newly enrolled black/African American RN students (14.5%) more closely mirrored the proportion who were black/African American in the RN workforce (11.9%) and Texas population (11.5%).

Figure 2. Race/Ethnicity of Newly Enrolled RN Students, 2015, Texas RN Workforce, 2015,¹ & Texas Population, 2015²



- The other race category includes Asian, Native Hawaiian/Pacific Islander, and American Indian/Alaskan Native among others.
- Programs reported a total of 314 newly enrolled students who were international students (2.1% of all newly enrolled RN students).³

¹RN workforce data comes from the 2015 BON Licensure Renewal file of actively practicing Texas nurses.

²Texas population data comes from the 2015 Texas State Data Center population projections (<https://www.dshs.state.tx.us/chs/popdat/ST2015.shtm>).

³International was defined as a person who is not a citizen or permanent resident of the United States and who is in this country on a temporary basis and does not have the right to remain indefinitely.

Graduates from Professional Nursing Programs

Sex and Age

In 2015, there were 10,999 graduates from professional nursing programs. This population was predominantly female: 85.3% in AY 2014-2015, which was a slightly larger proportion of females than in AY 2013-2014 (84.9%). Figure 3 illustrates the AY 2014-2015 RN graduate breakdown by age.

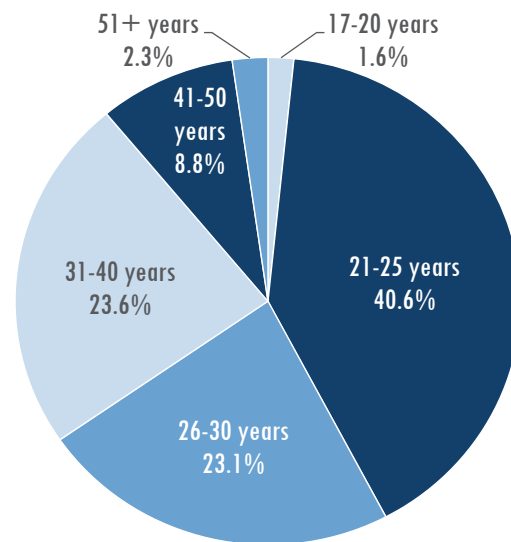
- The largest proportion of graduates were between 21 and 25 years of age (40.6%).
- The second largest age group was graduates aged 31-40 years (23.6%), followed closely by 26-30 year olds (23.1%). Graduates aged 41 and older made up 11.1% of the RN graduate population.
- BSN programs had the largest proportion of graduates who were 25 or younger (59.0% of BSN graduates). MSN Alternate Entry graduates were most likely to be between 26 and 30 years of age (43.5% of MSN AE graduates). LVN to ADN graduates were much more likely to be 31 years of age or older (65.6% of LVN to ADN graduates).

Race/Ethnicity

Figure 4 displays the race/ethnicity distribution of RN graduates in comparison to the race/ethnicity distribution of the RN workforce and the Texas population.

- Though the percentage of RN graduates who were white/Caucasian has decreased from 52.9% to 52.7% in the past year, the proportion is still greater than that of the Texas population (42.1%). The proportion of white/Caucasian RN graduates

Figure 3. Age of RN Graduates

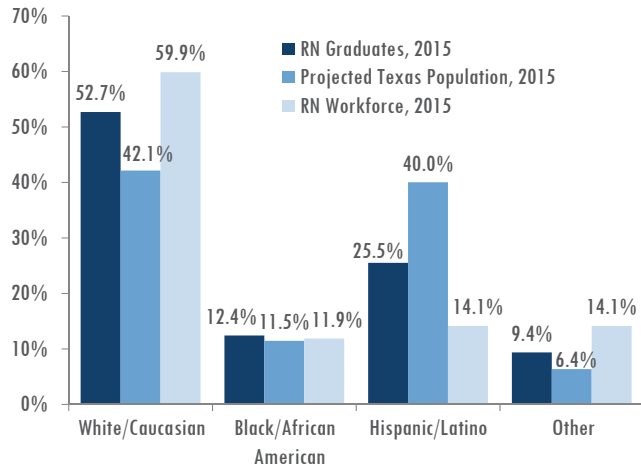


was lower than the proportion in the RN workforce (59.9%).

- The proportion of RN graduates who were Hispanic/Latino (25.5%) was much lower than the proportion of Hispanics/Latinos in the Texas population (40.0%), but was almost double the proportion of Hispanic/Latino nurses in the RN workforce (14.1%).
- The percentage of black/African American RN graduates (12.4%) mirrored the percentage of black/African American persons in the Texas population (11.5%) and the percentage within the RN workforce (11.9%).



Figure 4. Race/Ethnicity of RN Graduates, 2015, Texas RN Workforce, 2015,¹ & Texas Population, 2015²



- There were greater percentages of RN graduates (9.4%) and RNs in the workforce (14.1%) who reported as other race than the proportion within the Texas population (6.4%).
- The RN student population continues to diversify. The proportion of RN graduates who were white/Caucasian has dropped while the percentage of students who were Hispanic/Latino increased from 24.7% in 2014 to 25.5% in 2015. The RN workforce should begin to reflect this increasing diversity in the coming years.
- Programs reported a total of 156 graduates who were international students (1.4% of all RN graduates).³

