



DSHS Arbovirus Activity Report
Week #43 (ending October 24, 2014)
Report Date: October 28, 2014

Table 1. Arbovirus Activity Summary, Texas, Weeks 1-43

Virus	Mosquito			Avian	Equine	Human						TOTAL
	DSHS Lab Reports	Non-DSHS Lab Reports	TOTAL (MOSQUITO POOLS)			Fever	Neuroinvasive	Hemorrhagic Fever	TOTAL (HUMAN)	Deaths	PVD‡	
CHIKV*						46			46			46
DENV*						15		1	16			16
EEEV					5							5
SLEV	5	2	7			1	1		2			9
WNV	304	1702	2006	76	7	90	170		260	4	57	2349
TOTAL REPORTS	309	1704	2013	76	12	152	171	1	324	4		2425

CHIKV - Chikungunya Virus

DENV - Dengue Virus

EEEV - Eastern Equine Encephalitis Virus

SLEV - Saint Louis Encephalitis Virus

WNV - West Nile Virus

*All reported cases are imported.

‡PVD - Presumptive viremic blood donors are people who had no symptoms at the time of donating blood through a blood collection agency, but whose blood tested positive when screened for the presence of West Nile virus. Unless they meet the case reporting criteria, they are not counted as a case for official reporting purposes and are not included in the "total reports" column.

Table 2. Arbovirus Activity by County, Weeks 1-43

County	CHIKV*		DENV*		EEEV			SLEV		WNV								COUNTY TOTAL**
	M	H	M	H	M	E	H	M	H	M	A	E	H					
													WNF	WNND	PVD‡	TOTAL		
Angelina														3	1	3	3	
Austin														2		2	2	
Bailey													1			1	1	
Bastrop													1			1	1	
Bell															1			
Bexar		5											2	2		4	9	
Bowie															1			
Brazoria		1		1						17			4	4	1	8	27	
Brazos										15			1	2		3	18	
Briscoe													3	1		4	4	
Cass						1											1	
Castro													2	1	1	3	3	
Collin		2		1						2							5	
Colorado													1			1	1	
Comal		1												1		1	2	
Crosby													1	1	2	2	2	
Dallas		4								116			6	4	2	10	130	
Deaf Smith													1	1		2	2	
Denton		5		1						25			1	3	1	4	35	
Ector														2		2	2	
El Paso		2		2				3		4		1	7	8		15	27	
Ellis										2			1			1	3	
Erath													1			1	1	
Floyd													1	1		2	2	
Fort Bend										14			2	2		4	18	
Freestone				1													1	
Galveston				1						7			1	1	1	2	10	
Gonzales		1										1					2	
Gray														1		1	1	
Grayson										11							11	
Gregg		1															1	
Grimes													1	1		2	2	
Hale													1	1		2	2	
Hall													2			2	2	
Hardin						1									1		1	
Harris		7		1				1	1	1285	76		20	62	19	82	1453	
Haskell													1			1	1	
Hays		2															2	
Hemphill													1			1	1	

County	CHIKV*		DENV*		EEEV			SLEV		WNV							COUNTY TOTAL**
	M	H	M	H	M	E	H	M	H	M	A	E	H				
													WNF	WNND	PVD‡	TOTAL	
Hidalgo				1										2	1	2	3
Hill															2		
Hopkins													1			1	1
Hunt								2									2
Jefferson						1		1		1			1	1		2	5
Jim Wells															1		
Johnson										8							8
Lamb													1				
Leon														1		1	1
Liberty														4		4	4
Limestone															1		
Lipscomb													1				
Lubbock													2	3	1	5	5
Madison												1					1
Martin														1		1	1
Matagorda								1									1
McLennan														1		1	1
Midland		1												2		2	3
Montgomery		1		1						181		2	6	19	5	25	210
Moore												1		1		1	2
Navarro													1	1		2	2
Newton						1											1
Nueces				1										1		1	2
Ochiltree												1		1		1	2
Orange										1					1		1
Parker													1			1	1
Parmer													1			1	1
Polk														1		1	1
Potter													2	3	3	5	5
Randall													2	4	5	6	6
Rockwall										1							1
Runnels														1		1	1
Smith														1		1	1
Swisher													1	1		2	2
Tarrant		6								310			5	6	4	11	327
Taylor														1		1	1
Tom Green				1										3	2	3	4
Travis		6		3						5			1	3		4	18
Tyler						1											1
Uvalde														1		1	1
Walker														2		2	2

County	CHIKV*		DENV*		EEEV			SLEV		WNV							COUNTY TOTAL**
	M	H	M	H	M	E	H	M	H	M	A	E	H				
													WNF	WNND	PVD‡	TOTAL	
Waller													1			1	1
Wichita										1				1		1	2
Williamson		1		1													2
Total Number of Reports		46		16		5		7	2	2006	76	7	90	170	57	258	2425

M-mosquito A-avian E-equine H-human

CHIKV - Chikungunya Virus

DENV - Dengue Virus

EEEV - Eastern Equine Encephalitis Virus

SLEV - Saint Louis Encephalitis Virus

WNV - West Nile Virus

WNF - West Nile Fever

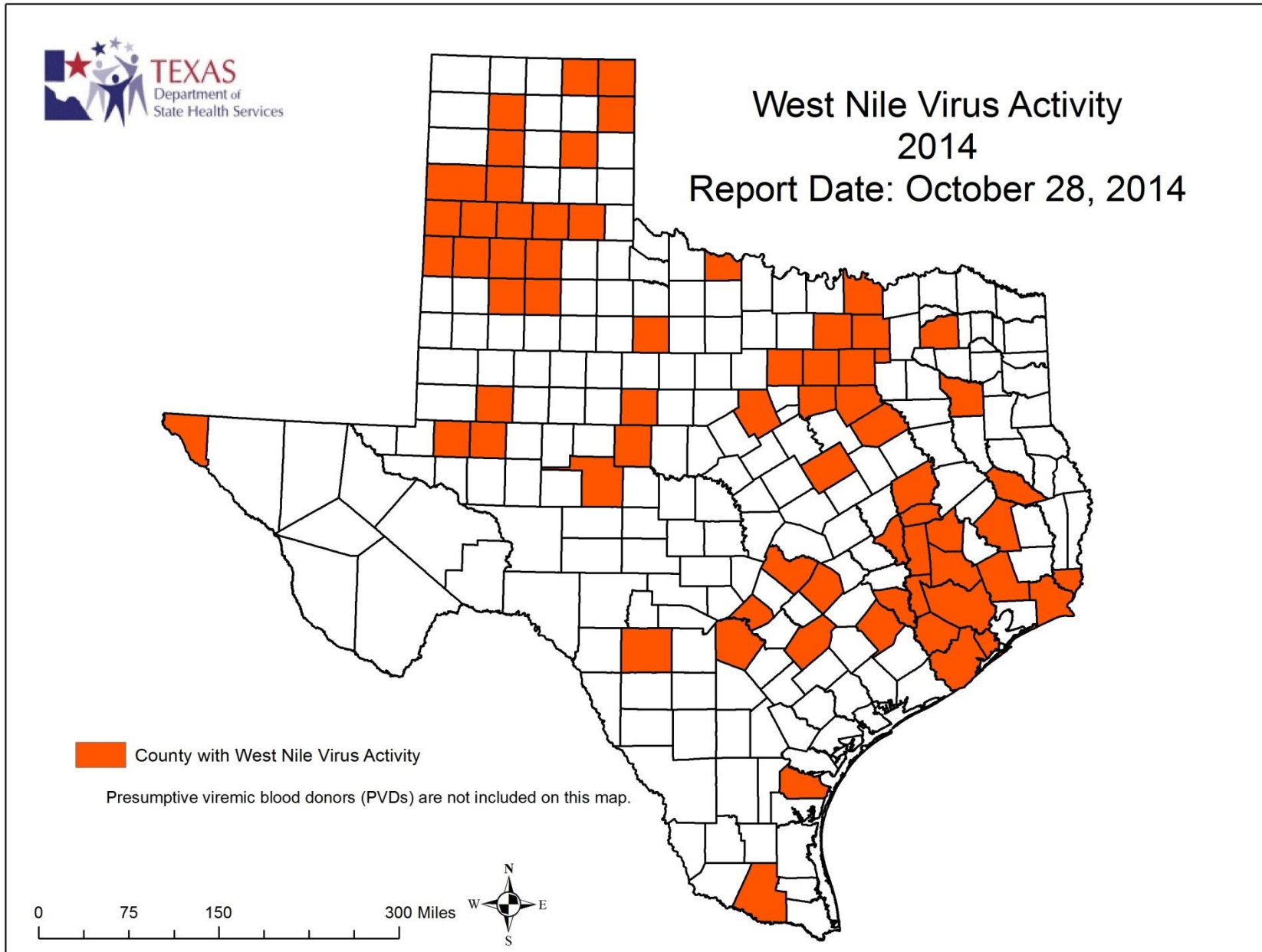
WNND - West Nile Neuroinvasive Disease

*All reported cases are imported.

**Total may not equal the sum of the contributing subtotals because some counties will have reports from multiple species and/or for multiple diseases or disease syndromes.

‡Presumptive viremic blood donors (PVDs) are not included in any of the "total columns".

Figure 1. Texas Counties Reporting any WNV Activity, Weeks 1-43



A Texas map showing the names of each County is available at www.dshs.state.tx.us/regions/stregctymap.pdf.

Figure 2. Epidemiologic Curve of Mosquito WNV Activity, 2011-2014

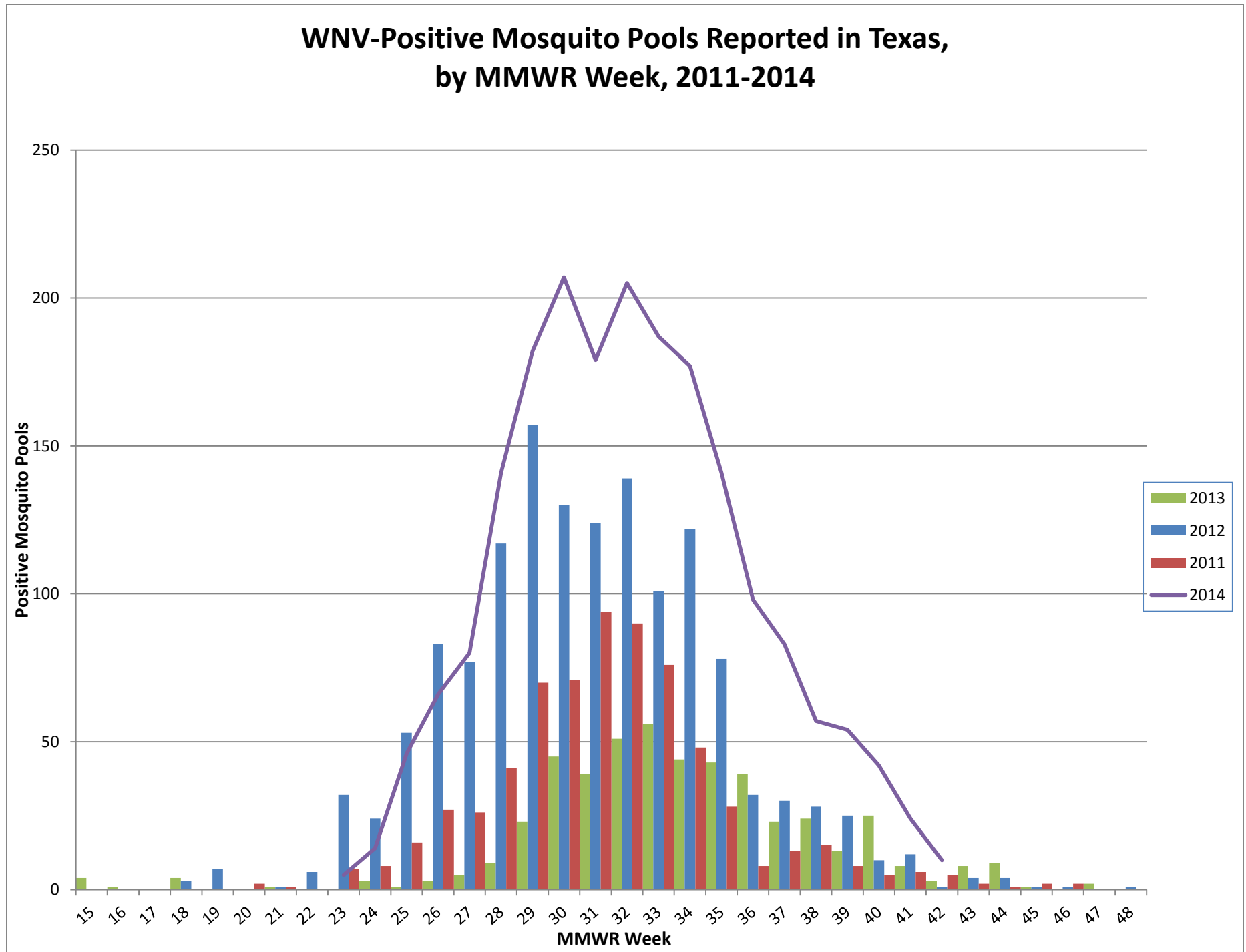
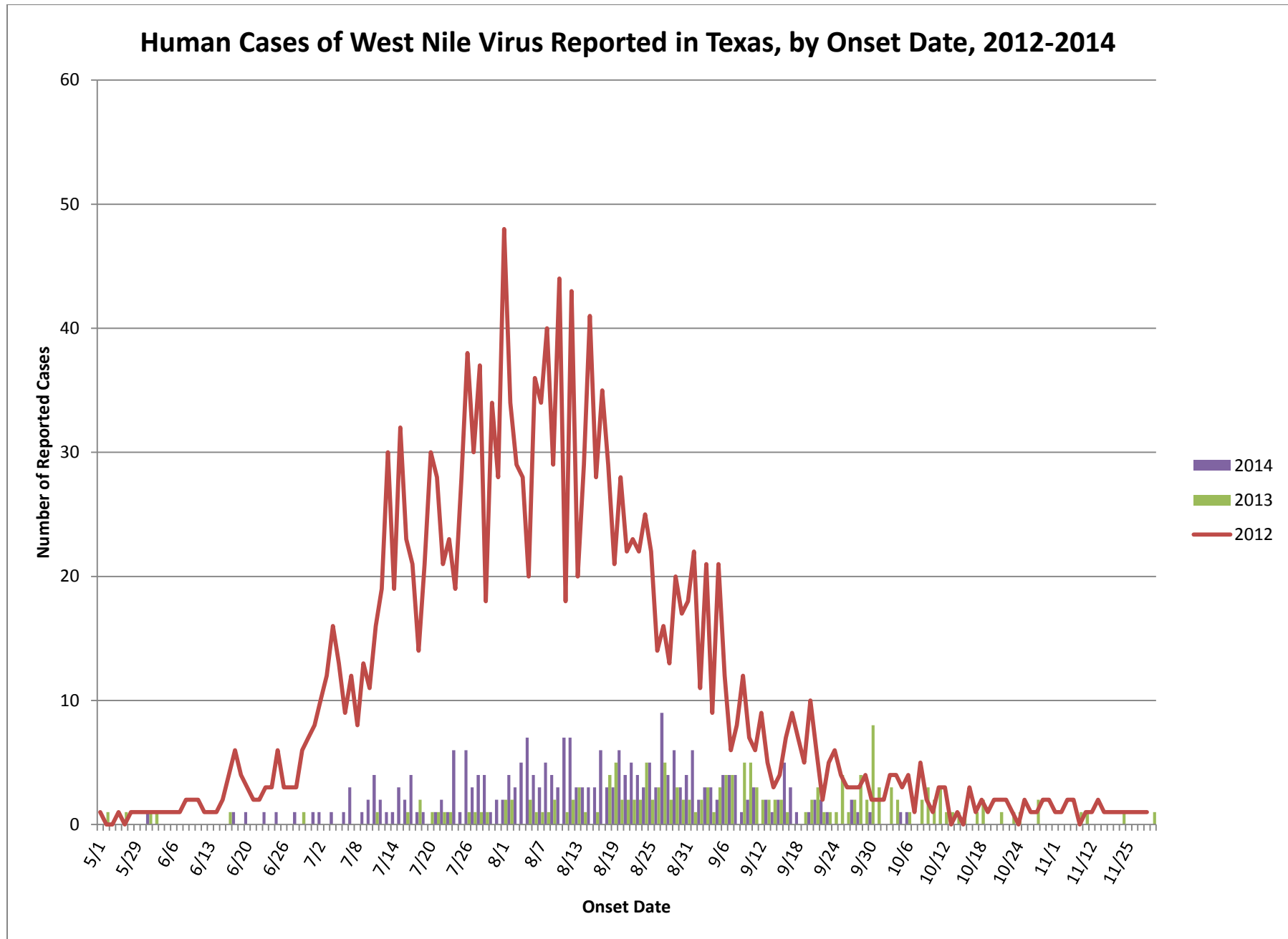


Figure 3. Epidemiologic Curve of Human WNV Activity, 2012-2014



For more detailed information about arboviruses found in Texas, please visit <http://www.dshs.state.tx.us/idcu/disease/arboviral/>.