



DSHS Arbovirus Activity Report
Week #30 (ending July 25, 2014)
Report Date: July 30, 2014

Table 1. Arbovirus Activity Summary, Texas, Weeks 1-30

Virus	Mosquito			Avian	Equine	Human						TOTAL
	DSHS Lab Reports	Non-DSHS Lab Reports	TOTAL (MOSQUITO POOLS)			Fever	Neuroinvasive	Hemorrhagic Fever	TOTAL (HUMAN)	Deaths	PVD‡	
CHIKV*						9			9			9
DENV*						6			6			6
EEEV												0
SLEV												0
WNV	77	385	462	19		6	3		9		11	490
TOTAL REPORTS	77	385	462	19	0	21	3	0	24	0		505

CHIKV - Chikungunya Virus

DENV - Dengue Virus

EEEV - Eastern Equine Encephalitis Virus

SLEV - Saint Louis Encephalitis Virus

WNV - West Nile Virus

*All reported cases are imported.

‡PVD - Presumptive viremic blood donors are people who had no symptoms at the time of donating blood through a blood collection agency, but whose blood tested positive when screened for the presence of West Nile virus. Unless they meet the case reporting criteria, they are not counted as a case for official reporting purposes and are not included in the "total reports" column.

Table 2. Arbovirus Activity by County, Weeks 1-30

County	CHIKV*		DENV*		EEEV			SLEV		WNV							COUNTY TOTAL**
	M	H	M	H	M	E	H	M	H	M	A	E	H				
													WNF	WNND	PVD‡	TOTAL	
Angelina															1		
Bell															1		
Bexar		1															1
Brazoria													1				
Dallas		1								13			2			2	16
El Paso				1													1
Ellis													1			1	1
Galveston				1										1			1
Gonzales		1															1
Harris		2		1						363	19				7		385
Liberty														1		1	1
Montgomery		1								74				1	1		77
Nueces				1													1
Orange															1		
Parker													1				
Tarrant										12							12
Tom Green				1													1
Travis		2		1									1			1	4
Williamson		1															1
Total Number of Reports		9		6						462	19		6	3	11	5	505

M-mosquito A-avian E-equine H-human

CHIKV - Chikungunya Virus

DENV - Dengue Virus

EEEV - Eastern Equine Encephalitis Virus

SLEV - Saint Louis Encephalitis Virus

WNV - West Nile Virus

WNF - West Nile Fever

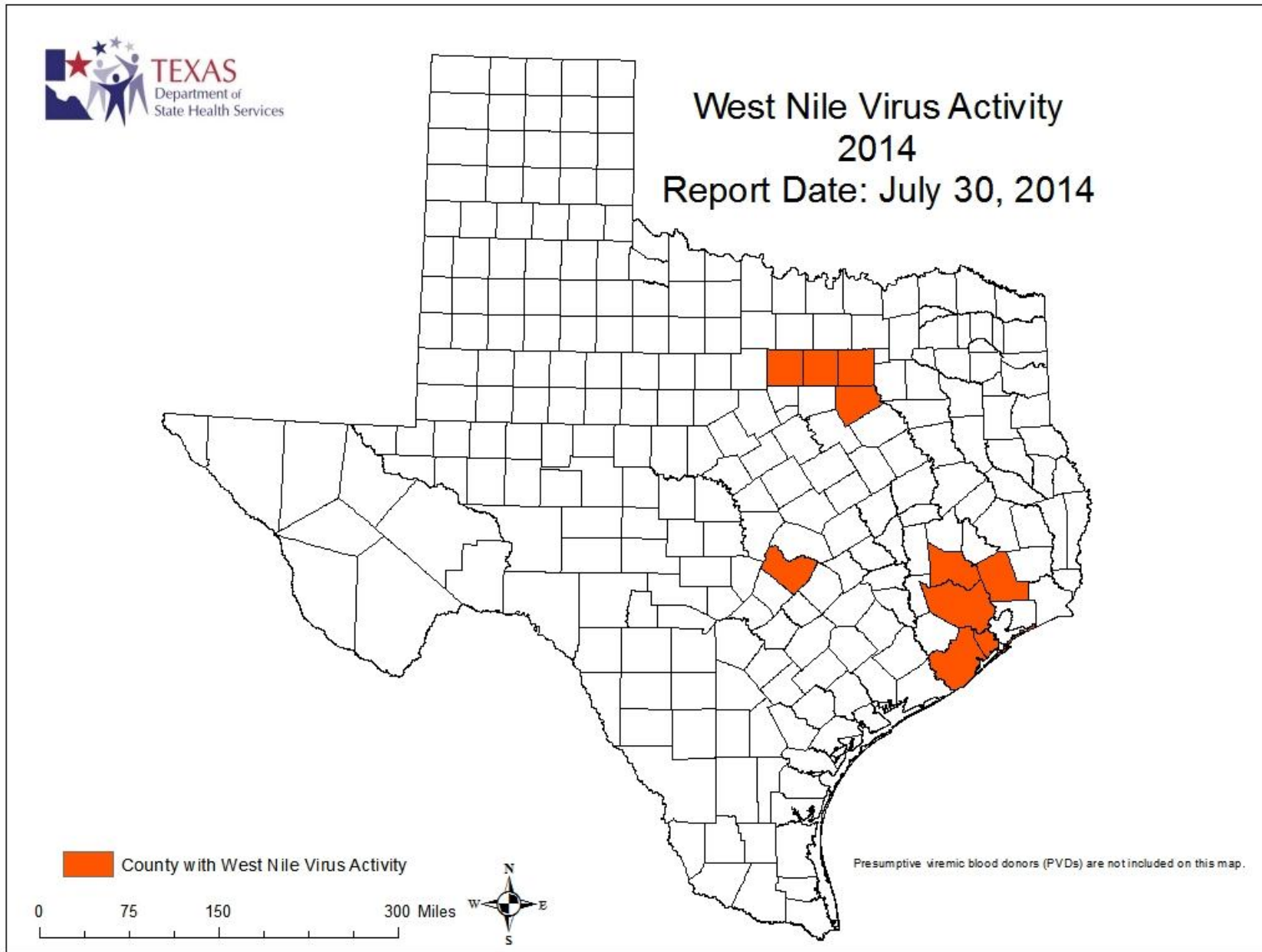
WNND - West Nile Neuroinvasive Disease

*All reported cases are imported.

**Total may not equal the sum of the contributing subtotals because some counties will have reports from multiple species and/or for multiple diseases or disease syndromes.

‡Presumptive viremic blood donors (PVDs) are not included in any of the "total columns".

Figure 1. Texas Counties Reporting any WNV Activity, Weeks 1-30



A Texas map showing the names of each County is available at www.dshs.state.tx.us/regions/stregctymap.pdf.

Figure 2. Epidemiologic Curve of Mosquito WNV Activity, 2011-2014

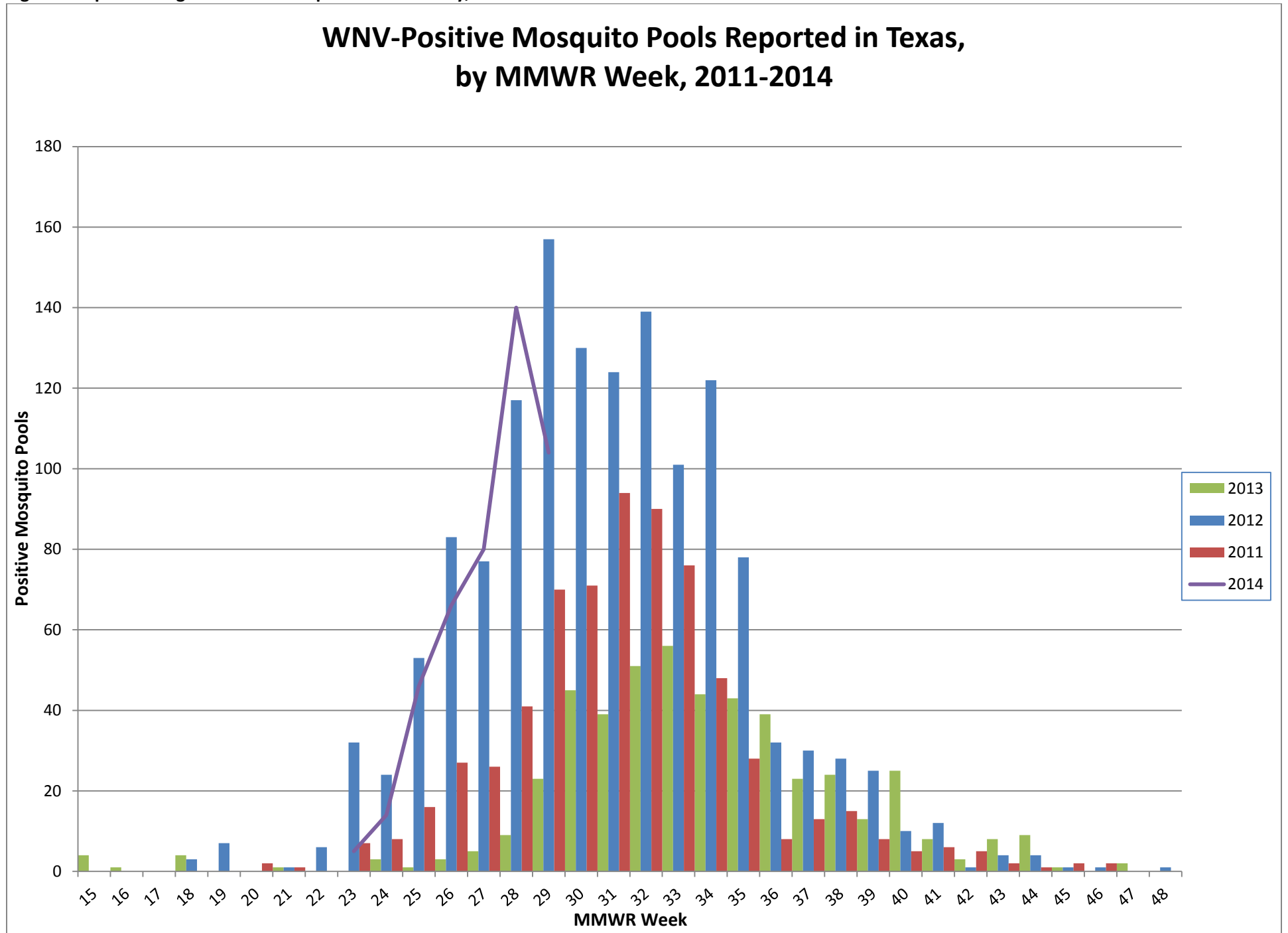
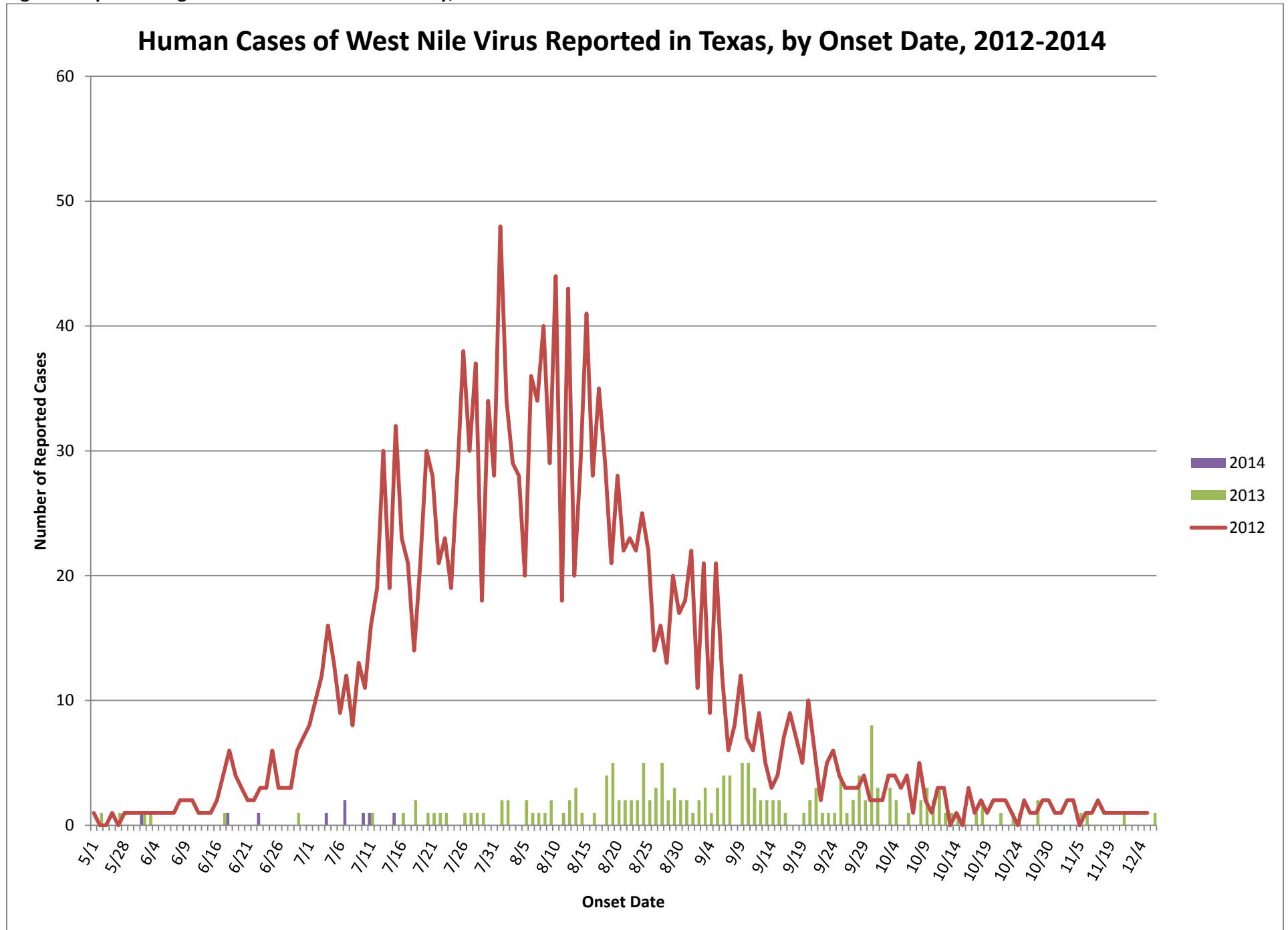


Figure 3. Epidemiologic Curve of Human WNV Activity, 2012-2014



For more detailed information about arboviruses found in Texas, please visit <http://www.dshs.state.tx.us/idcu/disease/arboviral/>.