



**Revised 7/31/18:**  
Please note an imported chikungunya case from El Paso County was removed from this report after confirmatory testing yielded negative results.

**2018 DSHS Arbovirus Activity Report  
Week #27 (ending July 7, 2018)  
Report Date: July 10, 2018**

**Table 1. 2018 Arbovirus Activity Summary, Texas, Weeks 1-27**

Arbovirus	Positive Mosquito Pools	Avian	Equine	Sentinel Chicken	Human						TOTAL
					Febrile Illness	Neurologic Illness	Severe Dengue	TOTAL (HUMAN)	Deaths	PVD <sup>2</sup>	
California Serogroup <sup>1</sup>								0			0
Chikungunya					3			3			3
Dengue					1			1			1
Eastern Equine Encephalitis								0			0
St. Louis Encephalitis								0			0
West Nile	134							0		1	134
Zika <sup>3</sup>								3			3
<b>TOTAL REPORTS</b>	<b>134</b>	<b>0</b>	<b>0</b>	<b>0</b>	<b>4</b>	<b>0</b>	<b>0</b>	<b>7</b>	<b>0</b>	<b>1</b>	<b>141</b>

<sup>1</sup>California Serogroup includes California encephalitis, Jamestown Canyon, Keystone, La Crosse, snowshoe hare, and trivittatus viruses.

<sup>2</sup>PVD - Presumptive viremic blood donors are people who had no symptoms at the time of donating blood through a blood collection agency, but whose blood tested positive when screened for the presence of West Nile virus or Zika virus. Unless they meet the case reporting criteria, they are not counted as a case for official reporting purposes and are not included in the "Total" column.

<sup>3</sup>Zika disease cases

**Table 2. 2018 Aedes-Associated Arbovirus Activity by County, Weeks 1-27**

County	CHIKV*		DENV*		ZIKV*			COUNTY TOTAL
	M	H	M	H	M	H	PVD‡	
Bell		1						1
Bexar				1				1
Collin		1				1		2
Fort Bend		1						1
Williamson						2		2
Total Number of Reports	0	3	0	1	0	3	0	7

M - mosquito H- human

CHIKV - Chikungunya Virus

DENV - Dengue Virus

ZIKV - Zika Virus

\* All reported cases are imported.

‡PVDs are not included in the "County Total" column.

**Table 3. 2018 Other Arbovirus Activity by County, Weeks 1-27**

County	CAL		EEEV				SLEV			WNV								COUNTY TOTAL	
	M	H	M	E	SC	H	M	SC	H	M	A	E	SC	H					
														WNF	WNND	PVD‡	TOTAL		
Dallas										21									21
Denton										2									2
El Paso										1									1
Harris										54									54
Hidalgo																1			0
Jefferson										2									2
Montgomery										36									36
Rockwall										1									1
Tarrant										17									17
Total Number of Reports	0	0	0	0	0	0	0	0	0	134	0	0	0	0	0	0	1	0	134

M - mosquito A-avian E-equine SC- sentinel chicken H- human WNF - West Nile Fever WNND - West Nile Neuroinvasive Disease

CAL - California Serogroup Viruses

EEEV - Eastern Equine Encephalitis Virus

SLEV - St. Louis Encephalitis Virus

WNV - West Nile Virus

‡PVDs are not included in any of the "Total" columns.

Figure 1. Texas Counties Reporting Arbovirus Activity, Week 1-27



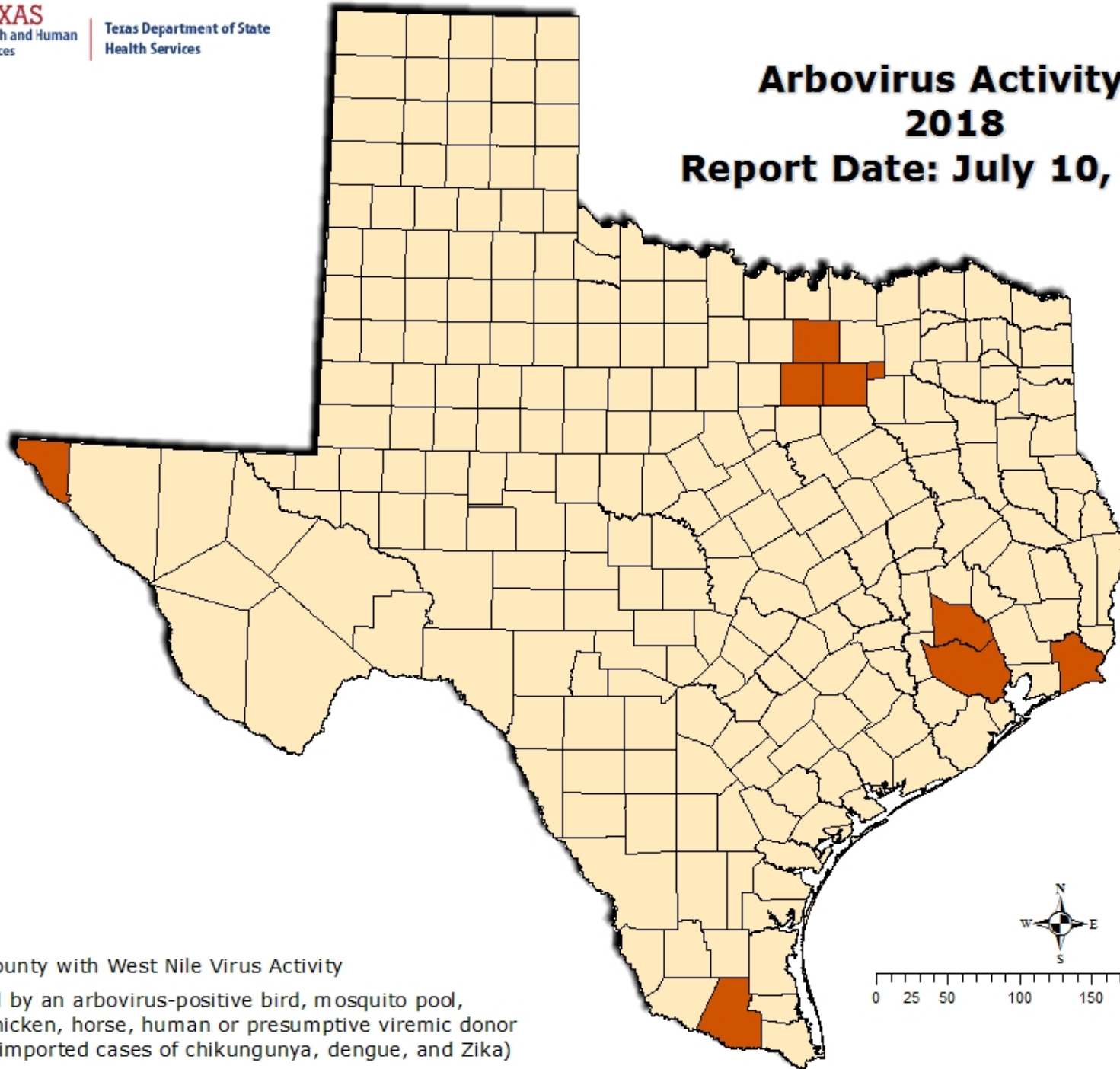
TEXAS  
Health and Human  
Services


Texas Department of State  
Health Services

## Arbovirus Activity\*

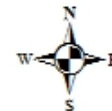
### 2018

Report Date: July 10, 2018



 County with West Nile Virus Activity

\*Indicated by an arbovirus-positive bird, mosquito pool, sentinel chicken, horse, human or presumptive viremic donor (excludes imported cases of chikungunya, dengue, and Zika)



0 25 50 100 150 200 250 Miles

Figure 2. Epidemiologic Curve of Mosquito WNV Activity, 2016-2018

