



Weekly Flu Surveillance Report

Week 45 - November 5th-November 11th, 2023

Disclaimer

Most cases of influenza are not reportable in the state of Texas, thus the data in this report was collected from hospitals, clinics, and schools throughout the region who have agreed to voluntarily submit data.

Definitions

ILI: Influenza-Like Illness. This is an illness that resembles the flu, but has not been confirmed. **Rapid:** These tests are typically done in-house to quickly test for influenza. **PCR:** These tests are generally more precise than rapid tests and are performed at the DSHS state lab and many commercial labs to confirm a case of influenza.

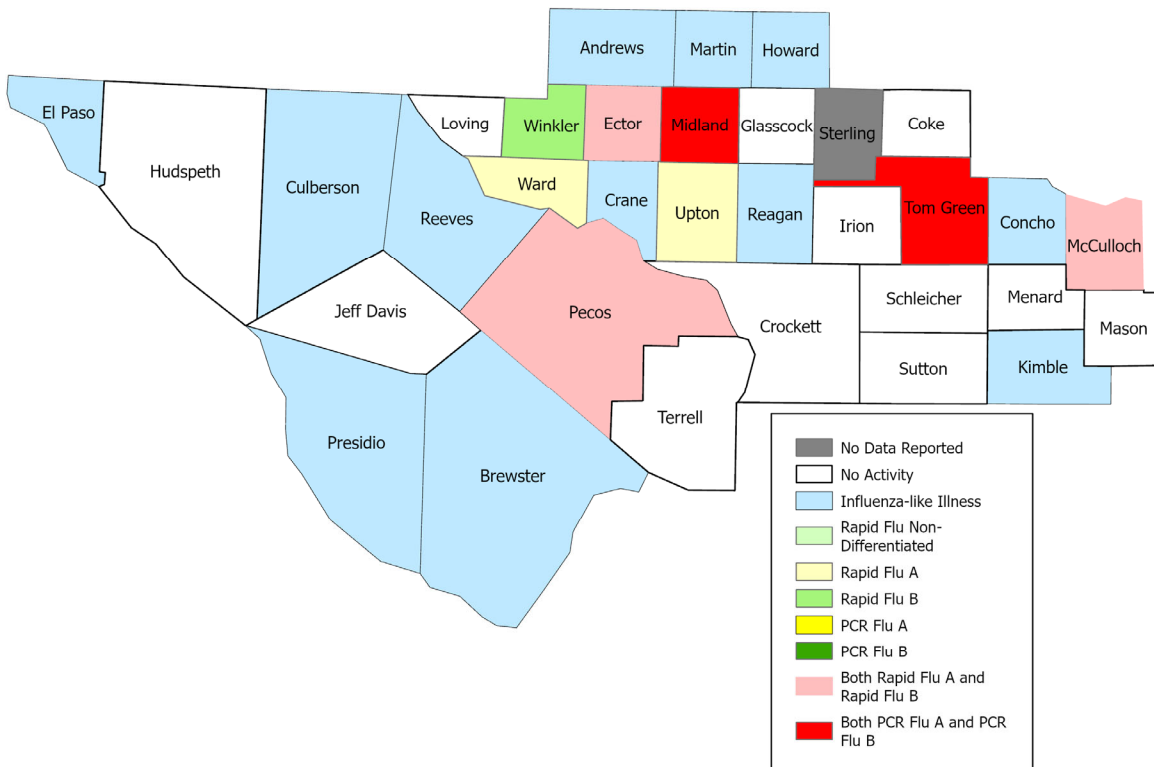
Summary Data

Condition	Week 45	Week 44	Week 43
Number of Counties Reporting (36 total)	↑ 35	33	35
Number of Counties Reporting ILI	↓ 16	18	16
Number of Counties Reporting High Levels of ILI*	→ 7	7	6
Number of Counties Reporting Flu A	→ 7	7	5
Number of Counties Reporting Flu B	↑ 6	4	5
Number of Counties Reporting Flu A & Flu B	↑ 5	3	3

The arrows represent changes from the previous week. A sideways arrow means there was no change in that condition.

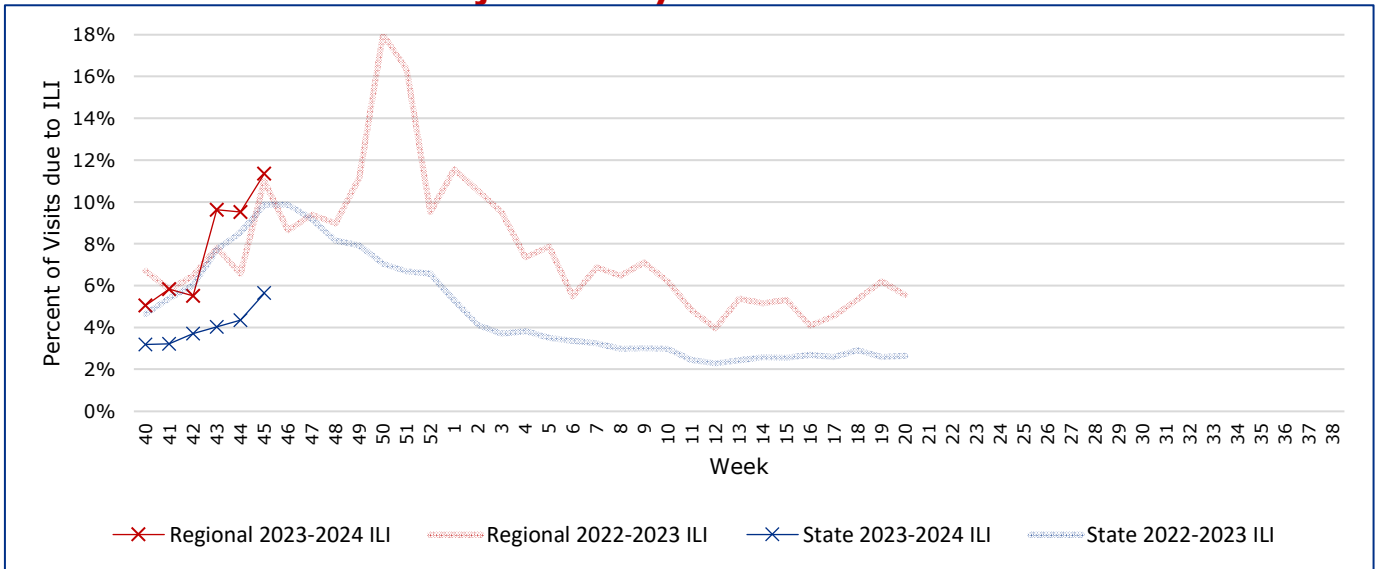
*Counties with total percent of visits due to ILI above 4.0% for the week are considered to have high/abnormal levels.

Map of Regional Flu Activity



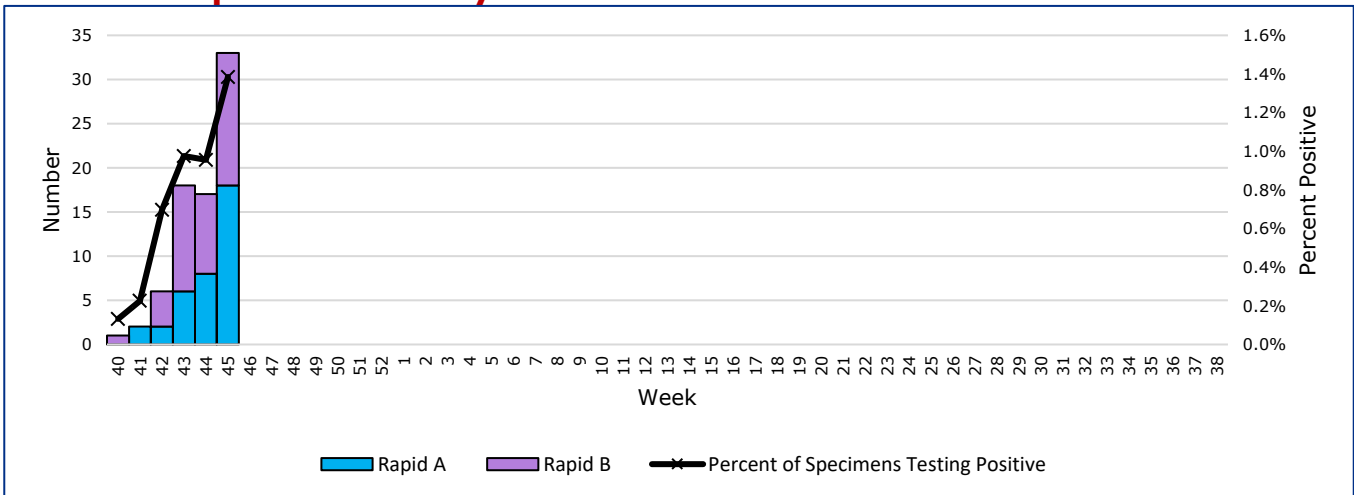
The map above depicts the previous week's reports of flu or influenza-like illness activity in each county. The legend on the bottom right of the map describes the meaning of each color.

Influenza-Like Illness Projections by Week



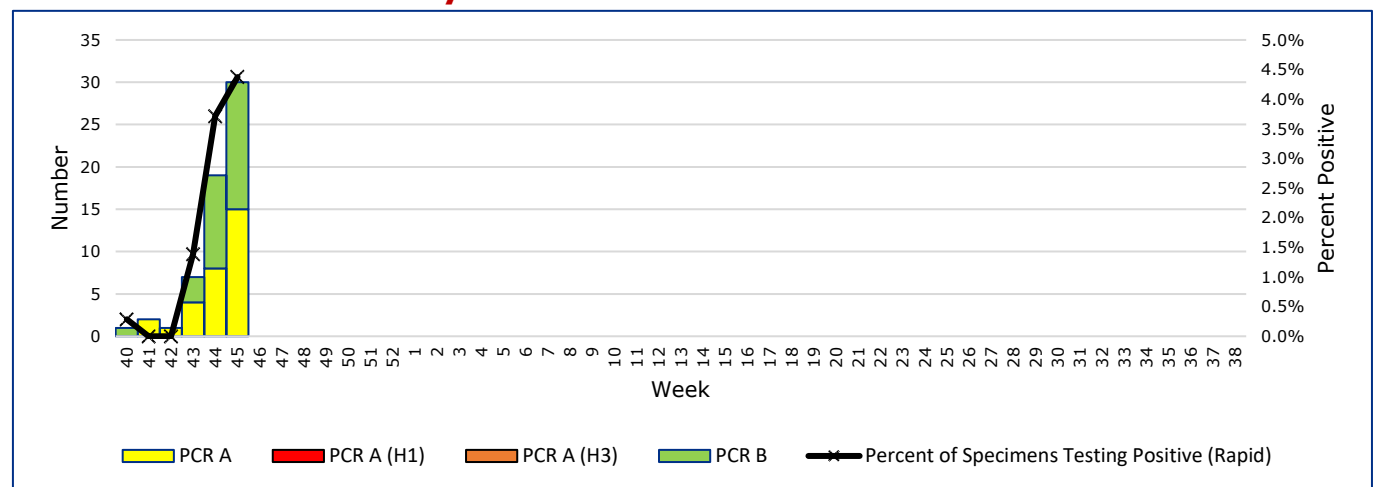
This chart documents the percentage of patient visits that were due to ILI at hospitals and clinics around the region, excluding confirmed COVID cases. It compares our region's data with the state's data and also compares to last flu season.

Positive Rapid Flu Tests by Week



This chart documents the number of rapid tests that have come back positive for flu A and flu B each week throughout the region.

Positive PCR Flu Tests by Week

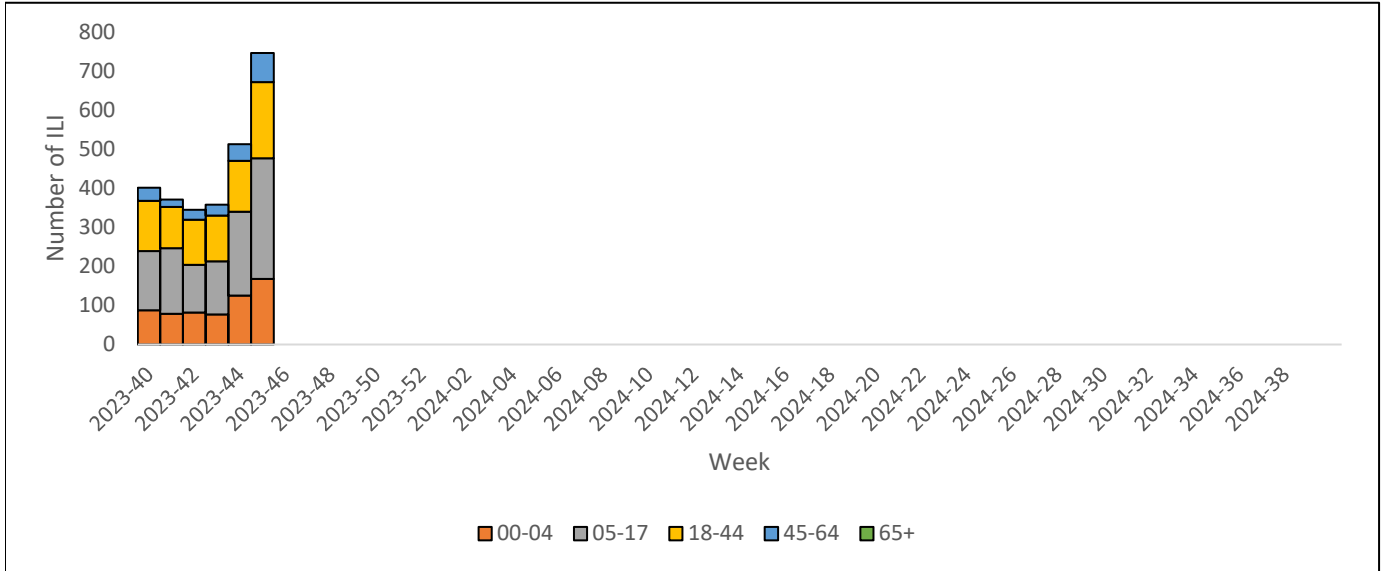


This chart documents the number of PCR tests that have come back positive for flu A and flu B each week throughout the region.

Flu Data by County

County	Week 45				Week 44				Week 43			
	Patient Visits	% with ILI	Flu A	Flu B	Patient Visits	% with ILI	Flu A	Flu B	Patient Visits	% with ILI	Flu A	Flu B
Andrews	635	9%	0	0	635	7%	1	0	629	11%	2	0
Borden	1	0%	0	0	3	0%	0	0	3	0%	0	0
Brewster	66	0%	0	0	60	0%	0	0	69	0%	0	0
Coke	4	0%	0	0	3	0%	0	0	6	0%	0	0
Concho	13	0%	0	0	16	0%	0	0	19	0%	0	0
Crane	33	0%	0	0	36	0%	0	0	29	0%	0	0
Crockett	7	0%	0	0	7	0%	0	0	7	0%	0	0
Culberson	9	0%	0	0	0		0	0	11	0%	0	0
Dawson	131	0%	0	0	141	0%	0	0	161	0%	0	0
Ector	5835	25%	15	6	5275	23%	5	8	5159	23%	2	9
El Paso	7216	0%	0	0	6351	0%	0	0	6532	0%	0	0
Gaines	116	0%	0	0	134	0%	0	0	148	0%	0	0
Glasscock	2	0%	0	0	3	0%	0	0	2	0%	0	0
Howard	501	2%	0	0	408	1%	0	0	487	1%	0	0
Hudspeth	8	0%	0	0	18	0%	0	0	9	0%	0	0
Irion	1	0%	0	0	0		0	0	2	0%	0	0
Jeff Davis	13	0%	0	0	13	0%	0	0	15	0%	0	0
Kimble	235	3%	0	0	250	3%	0	0	121	6%	0	1
Loving	1	0%	0	0	0		0	0	0		0	0
McCulloch	66	68%	1	1	69	78%	2	1	42	74%	1	0
Martin	202	4%	0	0	244	2%	1	0	214	3%	0	0
Mason	205	0%	0	0	181	1%	1	0	35	0%	0	0
Menard	84	0%	0	0	100	0%	0	0	10	0%	0	0
Midland	3071	14%	11	16	2777	12%	4	9	3066	10%	1	3
Pecos	560	11%	1	1	825	7%	2	0	957	5%	4	1
Presidio	25	0%	0	0	30	0%	0	0	30	0%	0	0
Reagan	11	0%	0	0	13	0%	0	0	20	0%	0	0
Reeves	207	0%	0	0	165	0%	0	0	167	0%	0	0
Schleicher	4	0%	0	0	3	0%	0	0	3	0%	0	0
Sterling	0		0	0	2	0%	0	0	3	0%	0	0
Sutton	23	0%	0	0	28	0%	0	0	16	0%	0	0
Terrell	3	0%	0	0	3	0%	0	0	3	0%	0	0
Tom Green	1396	2%	3	1	1268	2%	0	0	1303	2%	0	0
Upton	102	10%	1	0	93	11%	0	0	112	5%	0	0
Ward	677	38%	1	0	121	0%	0	0	597	27%	0	0
Winkler	567	14%	0	5	457	15%	0	2	480	12%	0	1
Total	22030	11.5%	33	30	19732	9.7%	16	20	20467	9.7%	10	15

ILI by Age Group



This chart documents the number of ILI admissions in hospitals around the region by age group from syndromic surveillance data. It excludes ILI with a confirmed COVID-19 discharge diagnosis.

Flu-Associated Pediatric Deaths & Outbreaks

No flu-associated pediatric deaths have been reported in PHR 9/10 this flu season. In PHR 9/10, no flu outbreaks have been reported for Week 45.

For a more comprehensive look at respiratory illnesses circulating throughout Texas, please visit: <https://www.dshs.texas.gov/influenza-flu-provider-information/influenza-flu-surveillance/2023-2024-texas-influenza-surveillance-activity> and select the "Current Flu Activity Report"