

Texas Department of State Health Services Public Health Region 8 Influenza and COVID-19 Activity Report

This report is a summary of the influenza and COVID-19 activity reported to the Texas Department of State Health Services (DSHS) Public Health Region 8 (PHR 8) Epidemiology Program. To report a notifiable condition, participate in our influenza surveillance program, or for questions regarding this report, please email: Region8.Epi@dshs.texas.gov

Influenza and COVID-19 are respiratory illnesses caused by viruses, which are spread by droplets when a sick person coughs or sneezes. Vaccination, wearing a mask, hand-washing, covering your cough, and social distancing are all good methods of protecting yourself and others from becoming sick with respiratory illnesses. For more information about preventing respiratory illnesses, visit: <https://www.cdc.gov/flu/prevent/actions-prevent-flu.htm> or <https://www.cdc.gov/coronavirus/2019-ncov/prevent-getting-sick/prevention.html>

Definitions:

Influenza Surveillance: Most influenza surveillance is voluntary in the State of Texas. The influenza data included in this report are compiled from weekly reports submitted by flu surveillance partners in Region 8 and records submitted to Texas Syndromic Surveillance (TxS2) that meet criteria for influenza-like illness (ILI).

Syndromic Surveillance: Syndromic surveillance data is collected from emergency departments and other participating facilities that submit data to the TxS2 program.

COVID-19 Surveillance: COVID-19 is a notifiable condition under the Texas Health and Safety Code. COVID-19 data included in this report are collected from positive COVID-19 labs reported to DSHS PHR 8. DSHS PHR 8 reports COVID-19 data for counties covered by the Regional Health and Medical Operations Center (RHMO). Counties with a Local Health Entity (LHE) conducting COVID-19 response activities report data separately (Bexar, Comal, Val Verde, and Victoria Counties).

Morbidity and Mortality Weekly Report (MMWR): The reported influenza and COVID-19 activity presented in this report are grouped by MMWR week, as determined by CDC.

The data presented in this report are preliminary and subject to change until case counts are finalized for the reporting MMWR year.

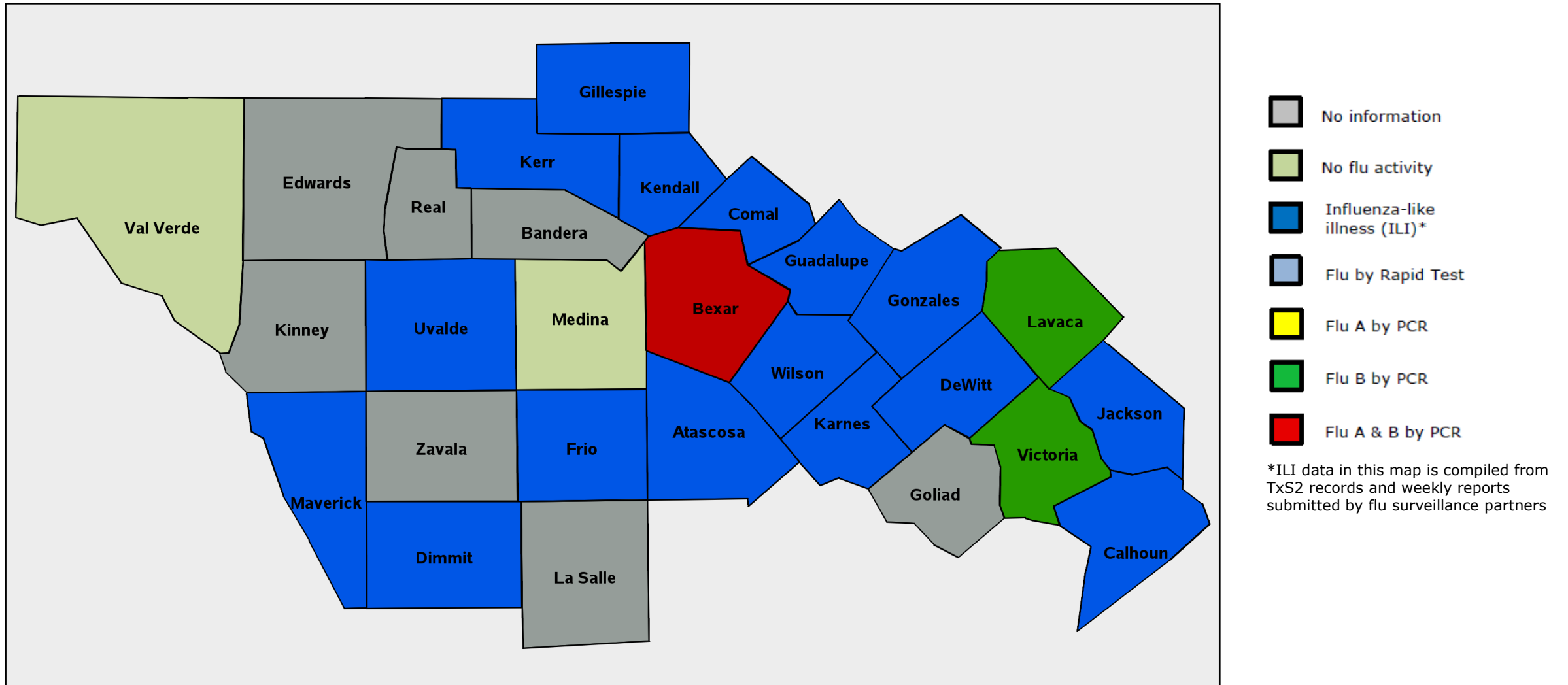


Texas Department of State
Health Services



Influenza

Reports were received from 21 counties during MMWR Week 25. No antiviral resistance, variant influenza viruses, or influenza-associated pediatric mortalities were reported this week. No flu outbreaks were reported this week. Flu activity in Region 8 has decreased compared to the previous week.

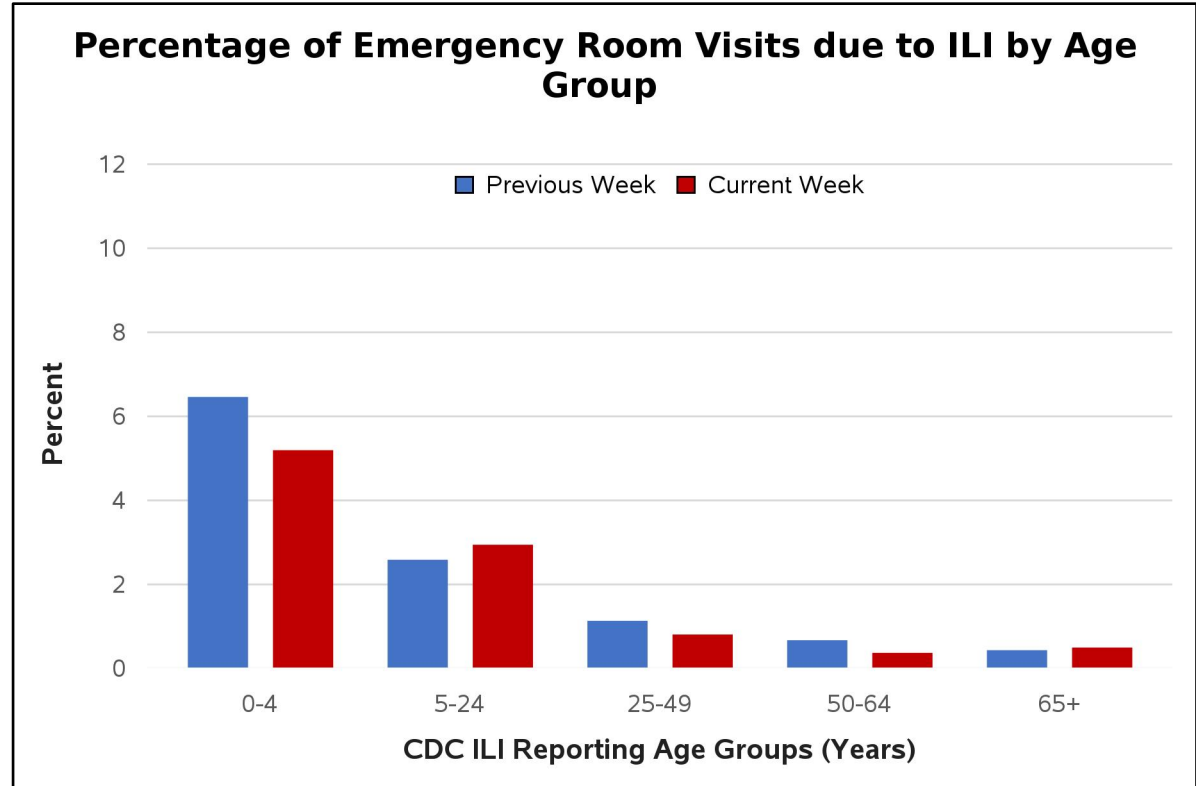
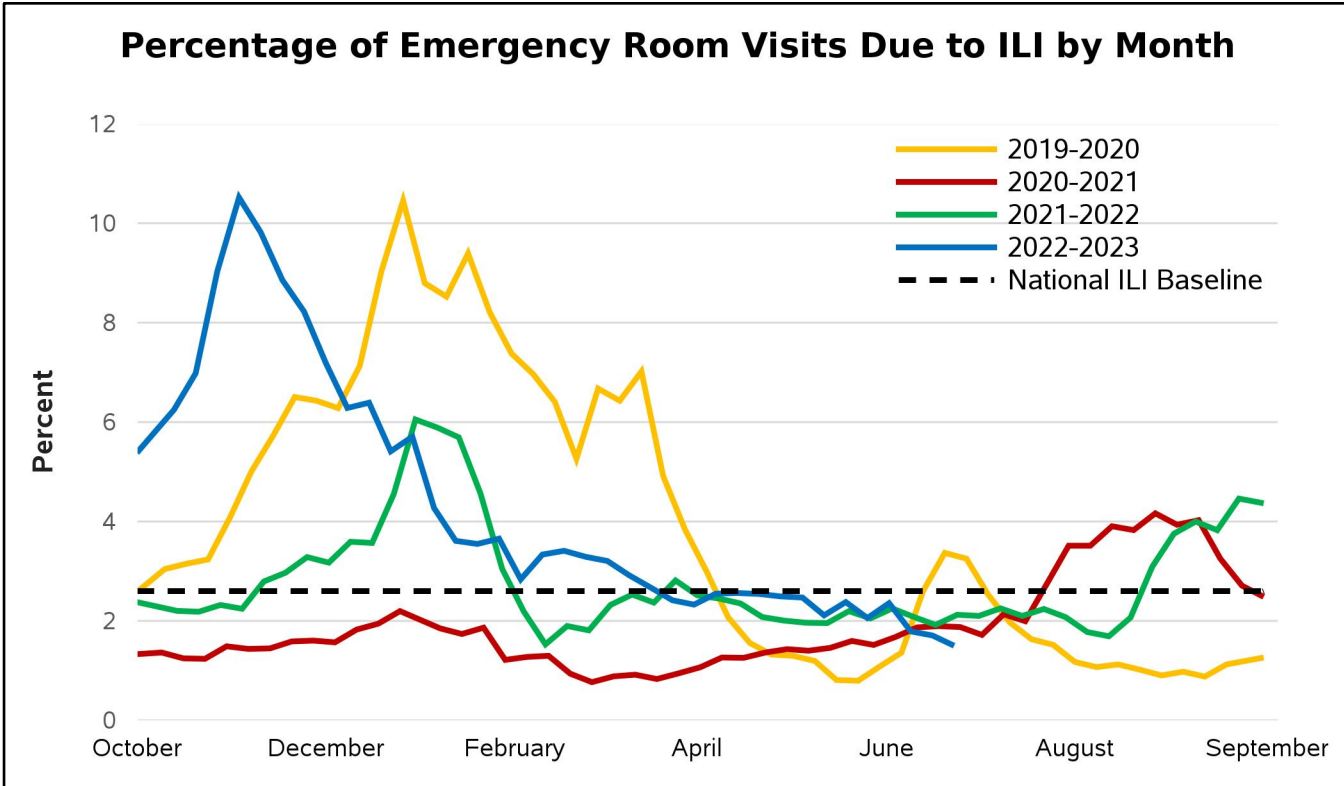


To become a Region 8 flu surveillance partner, e-mail: Region8.Epi@dshs.texas.gov



Influenza

Texas Syndromic Surveillance (TxS2) data shows that emergency room visits due to influenza-like illness (ILI) in week 25 have decreased compared to the previous week. TxS2 ILI activity in Region 8 is below the national baseline. The age group with the highest reported emergency room visits due to ILI is 00-04 years old.

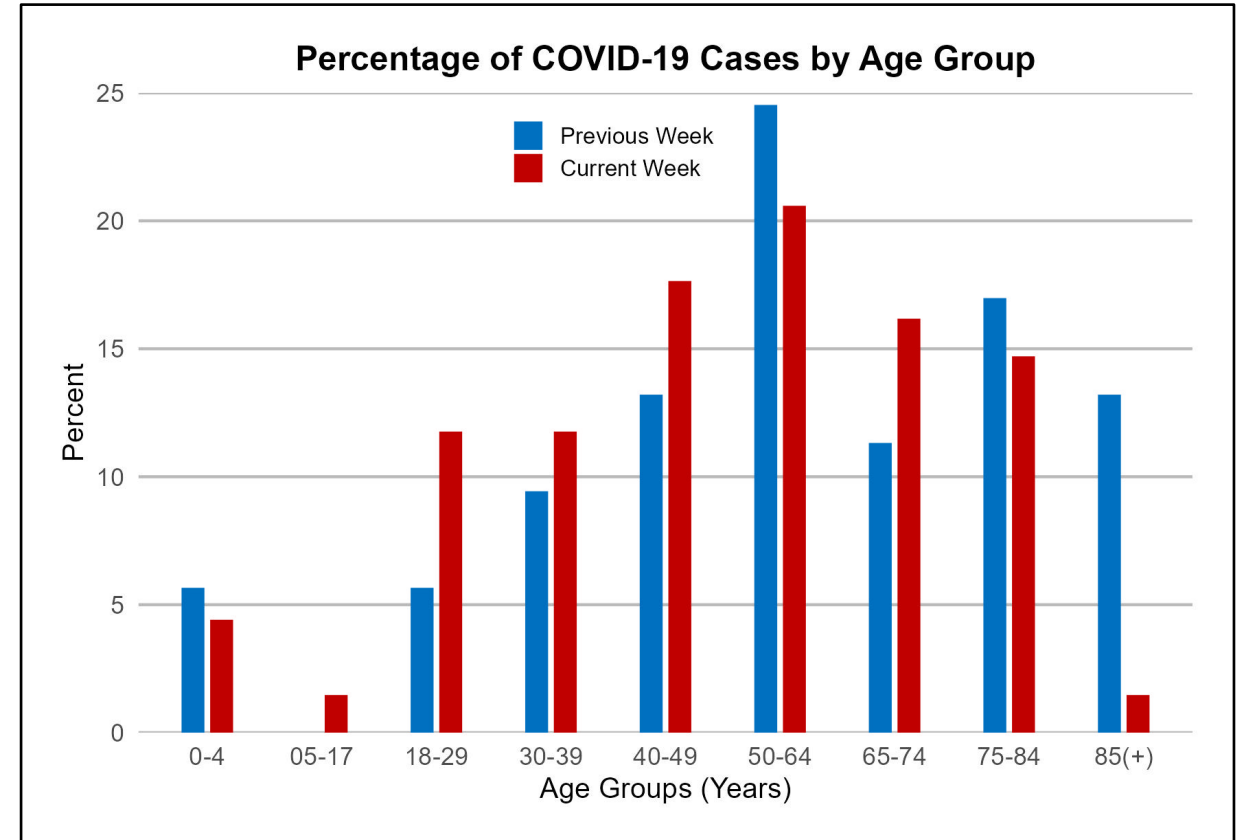
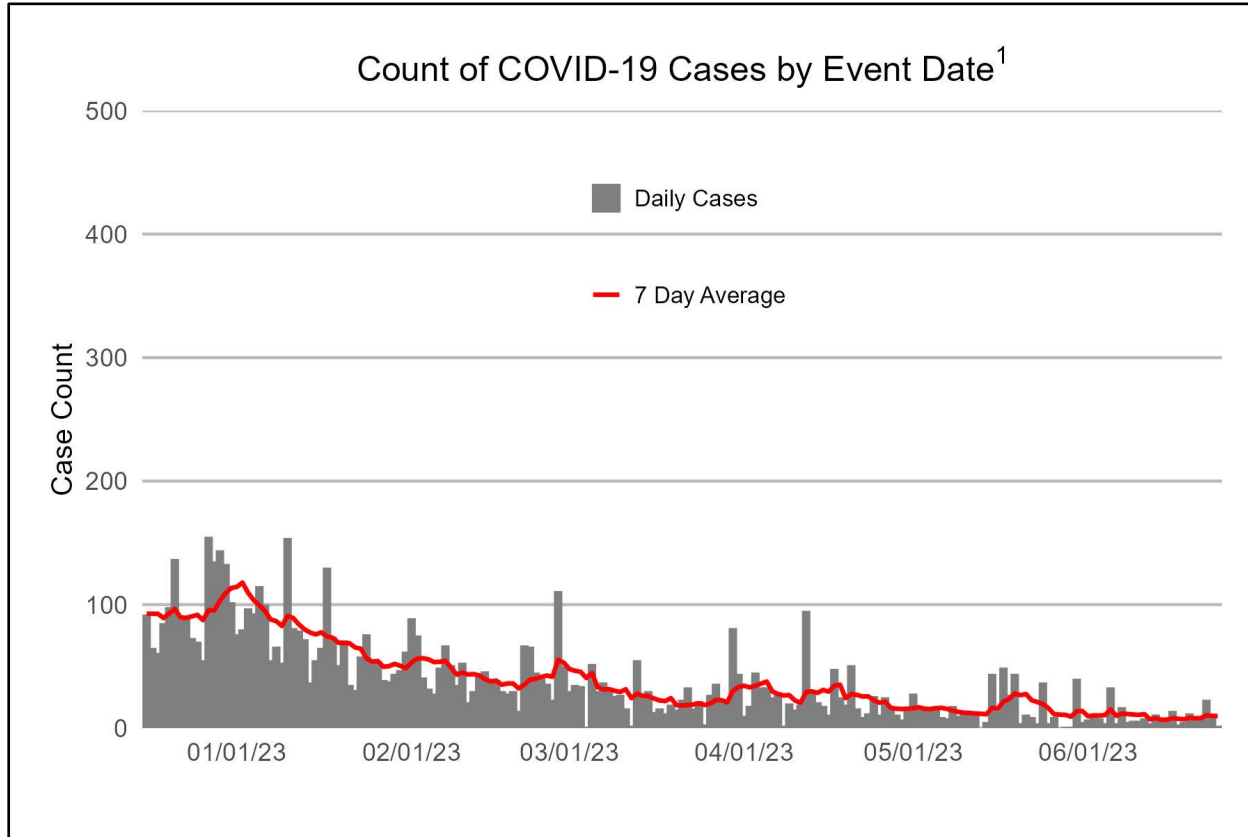


For statewide influenza surveillance visit: <https://www.dshs.texas.gov/IDCU/disease/influenza/surveillance/2021-2022.aspx>
For national influenza surveillance visit: <https://www.cdc.gov/flu/weekly/index.htm>

To become a Region 8 flu surveillance partner, e-mail: Region8.Epi@dshs.texas.gov
To submit data to the Texas Syndromic Surveillance Program, e-mail: Syndromic.Surveillance@dshs.texas.gov

COVID-19

The number of reported COVID-19 cases has stayed about the same in week 25 compared to the previous week. The age groups with the highest reported COVID-19 cases this week are among 50-64 year-olds (none reported among 05-17 year-olds in the previous week).

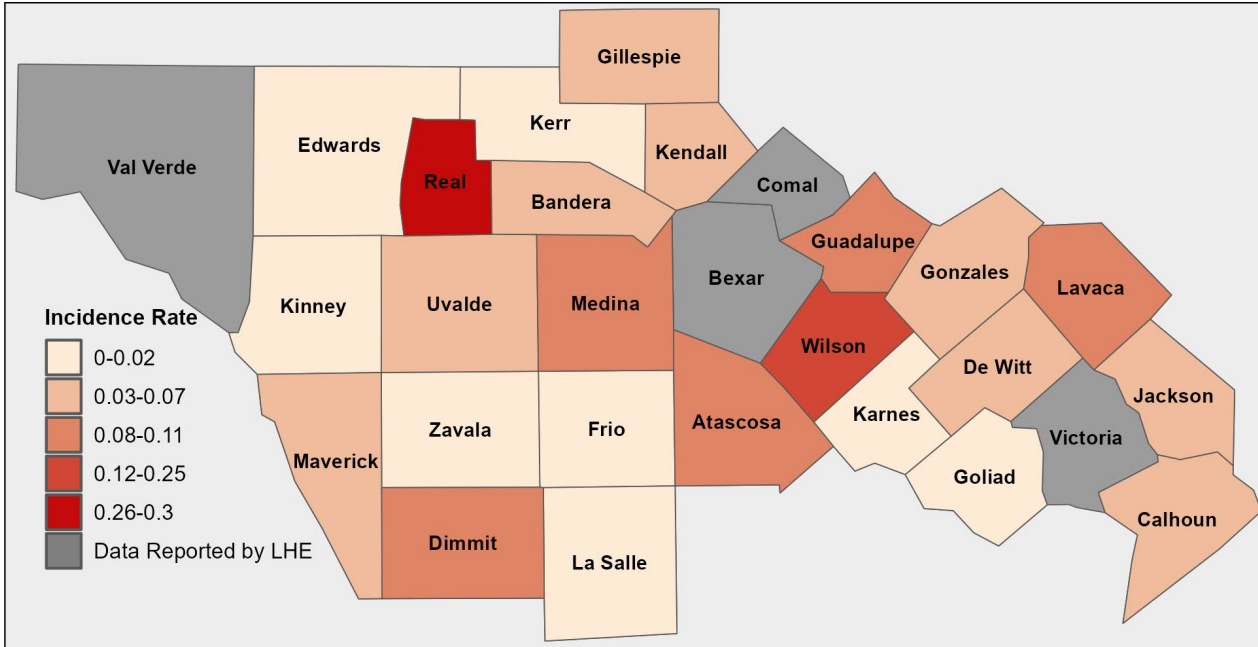


¹Cases are categorized by event date (first available of: symptom onset date, specimen collection date, lab result date, or date reported to public health)

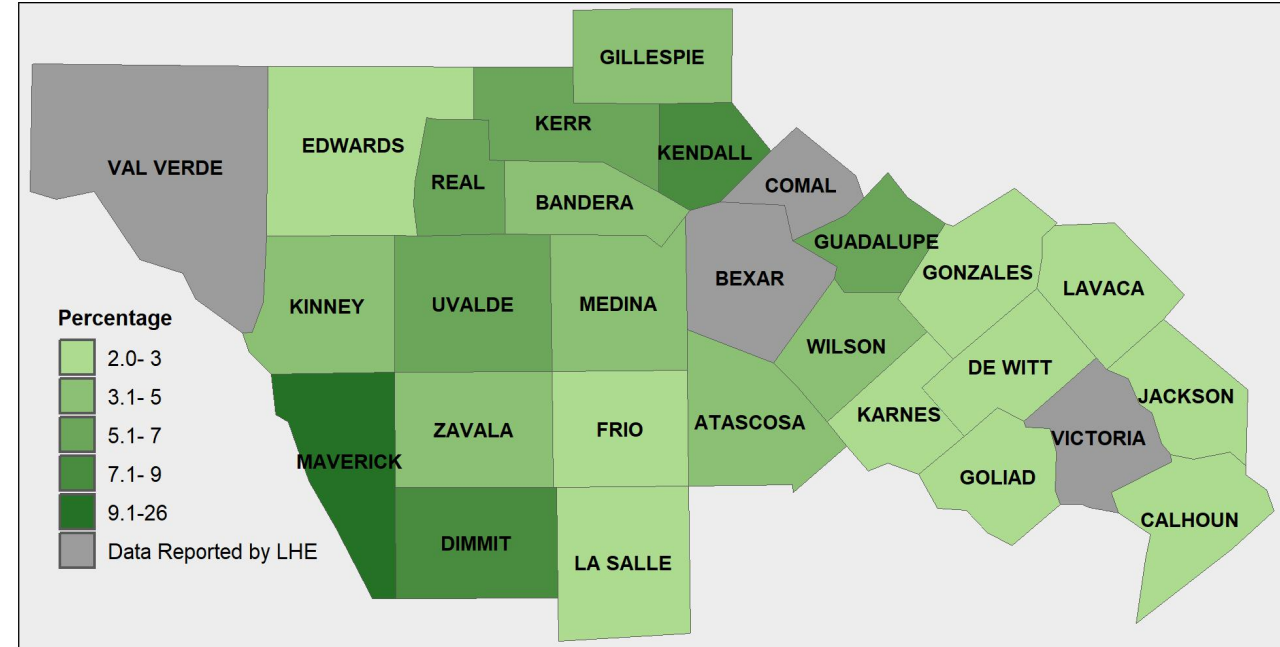
For statewide COVID-19 surveillance visit: <https://www.arcgis.com/apps/dashboards/45e18cba105c478697c76acbbf86a6bc>

COVID-19

Incidence of COVID-19 per 1,000 population



Percentage of Eligible Individuals Fully Vaccinated Against COVID-19



Getting vaccinated against COVID-19 is an important step in keeping our communities safe. The COVID-19 vaccine can keep you from getting and spreading the virus that causes COVID-19.

**Find a COVID-19 vaccine appointment near you at: <https://www.vaccines.gov/>
Learn more about the COVID-19 vaccines at: <https://www.cdc.gov/coronavirus/2019-ncov/vaccines/index.html>**