



**DSHS Arbovirus Activity Report**  
**Week #38 (ending September 26, 2015)**  
**Report Date: September 29, 2015**

**Table 1. Arbovirus Activity Summary, Texas, Weeks 1-38**

Disease	Positive Mosquito Pools	Avian	Equine	Sentinel Chicken	Human						TOTAL
					Febrile Illness	Neurologic Illness	Severe Dengue	TOTAL (HUMAN)	Deaths	PVD‡	
CHIKV					26			26			26
DENV					14		2	16			16
EEEV			8	24				0			32
SLEV	4			1				0			5
WNV	1328	14	11		44	107		151	6	28	1504
OTHER ARBOVIRUS*	2										2
<b>TOTAL REPORTS</b>	<b>1334</b>	<b>14</b>	<b>19</b>	<b>25</b>	<b>84</b>	<b>107</b>	<b>2</b>	<b>193</b>	<b>6</b>	<b>28</b>	<b>1585</b>

CHIKV - Chikungunya Virus

DENV - Dengue Virus

EEEV - Eastern Equine Encephalitis Virus

SLEV - Saint Louis Encephalitis Virus

WNV - West Nile Virus

\*Other Arbovirus - Tensaw virus or Bunyamwera virus

‡PVD - Presumptive viremic blood donors are people who had no symptoms at the time of donating blood through a blood collection agency, but whose blood tested positive when screened for the presence of WNV. Unless they meet the case reporting criteria, they are not counted as a case for official reporting purposes and are not included in the "total reports" column.

Table 2. Arbovirus Activity by County, Weeks 1-38

County	CHIKV*		DENV*		EEEV				SLEV			WNV							OTHER ARBOVIRUS		COUNTY TOTAL	
	M	H	M	H	M	E	SC	H	M	SC	H	M	A	E	SC	H				M		H
																WNF	WNND	PVD‡	TOTAL			
Anderson																	1	1	1			1
Atascosa														1					0			1
Bastrop				1															0			1
Baylor																	4		4			4
Bexar		1										7				1	1	1	2			10
Brazoria												1							0	1		2
Briscoe															1				1			1
Cameron												1							0			1
Cass															1				1			1
Castro															2				2			2
Collin		2		1								19				1	2		3			25
Concho																	1		1			1
Cooke												7							0			7
Dallam																		1	0			0
Dallas		6		1								359				11	10	2	21			387
Dawson																	1		1			1
Denton		1		1								44				1	4		5			51
El Paso		2		2					3			17				2	11	1	13			37

County	CHIKV*		DENV*		EEEV				SLEV			WNV							OTHER ARBOVIRUS		COUNTY TOTAL	
	M	H	M	H	M	E	SC	H	M	SC	H	M	A	E	SC	H				M		H
																WNF	WNND	PVD‡	TOTAL			
Ellis												1							0			1
Falls																	1		1			1
Floyd																	1	3	1	4		4
Fort Bend		1		1								13						1	1	1		16
Franklin		1																	0			1
Galveston							24			1									0	1		26
Gonzales																		1	1			1
Gregg																			1	0		0
Guadalupe																		1	1			1
Harris		3		4								396	14				4	15	8	19		436
Henderson		1																	0			1
Hidalgo		1																	0			1
Houston															1				0			1
Hunt		1										6					1		1			8
Hutchinson															1				0			1
Jasper						2													0			2
Jefferson												3					1	1	2			5
Johnson												20						1	1	1		21
Kaufman																	1	1	2			2

County	CHIKV*		DENV*		EEEV				SLEV			WNV							OTHER ARBOVIRUS		COUNTY TOTAL	
	M	H	M	H	M	E	SC	H	M	SC	H	M	A	E	SC	H				M		H
																WNF	WNND	PVD‡	TOTAL			
King														1					0			1
Kleberg																	1		1			1
Liberty						3								2					0			5
Lubbock									1			7				3	6		9			17
Martin																	1	1	1			1
Matagorda																1			1			1
Midland														1					0			1
Montgomery												57				5	3	2	8			65
Newton						2													0			2
Nueces												1							0			1
Orange						1												1	0			1
Parker																	2		2			2
Potter																1		1	1			1
Randall				1										1			8	3	8			10
Reeves																		1	0			0
Robertson														1					0			1
Rockwall												2							0			2
Runnels																1			1			1
Scurry																1	1		2			2
Swisher																	1		1			1

County	CHIKV*		DENV*		EEEV				SLEV			WNV								OTHER ARBOVIRUS		COUNTY TOTAL	
	M	H	M	H	M	E	SC	H	M	SC	H	M	A	E	SC	H				M	H		
																WNF	WNND	PVD‡	TOTAL				
Tarrant		1		1								354					2	16		18			374
Taylor												1											
Tom Green																		1		1			1
Travis		3		3																0			6
Trinity														1						0			1
Uvalde																		1		1			1
Val Verde																		1		1			1
Victoria														1						0			1
Walker		1																1		1			2
Waller																		1		1			1
Webb																		1		1			1
Wichita												12					1	2		3			15
Williamson		1																		0			1
Wise																			1	0			0
Zavala																		1		1			1
Total Number of Reports	0	26	0	16	0	8	24	0	4	1	0	1328	14	11	0	44	107	28	151	2	0	1585	

M - mosquito A-avian E-equine SC- sentinel chicken H- human  
 CHIKV - Chikungunya Virus

DENV - Dengue Virus

EEEV - Eastern Equine Encephalitis Virus

SLEV - Saint Louis Encephalitis Virus

WNV - West Nile Virus

OTHER ARBOVIRUS - Tensaw virus or Bunyamwera virus

\*All reported cases are imported.

‡Presumptive viremic blood donors (PVDs) are not included in any of the "total columns".

Figure 1. Texas Counties Reporting any Arbovirus Activity, Weeks 1-38

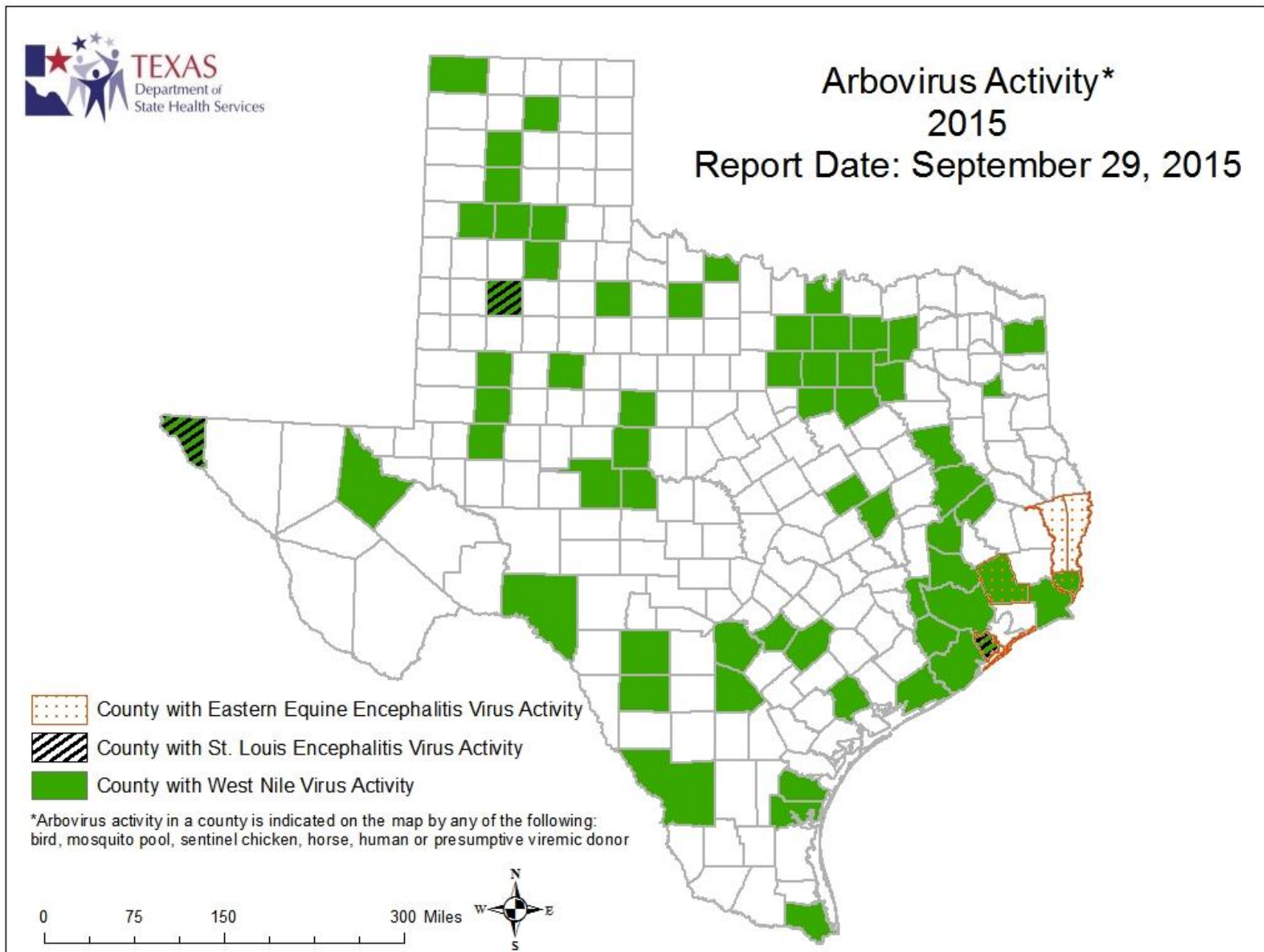


Figure 2. Epidemiologic Curve of Mosquito WNV Activity, 2013-2015

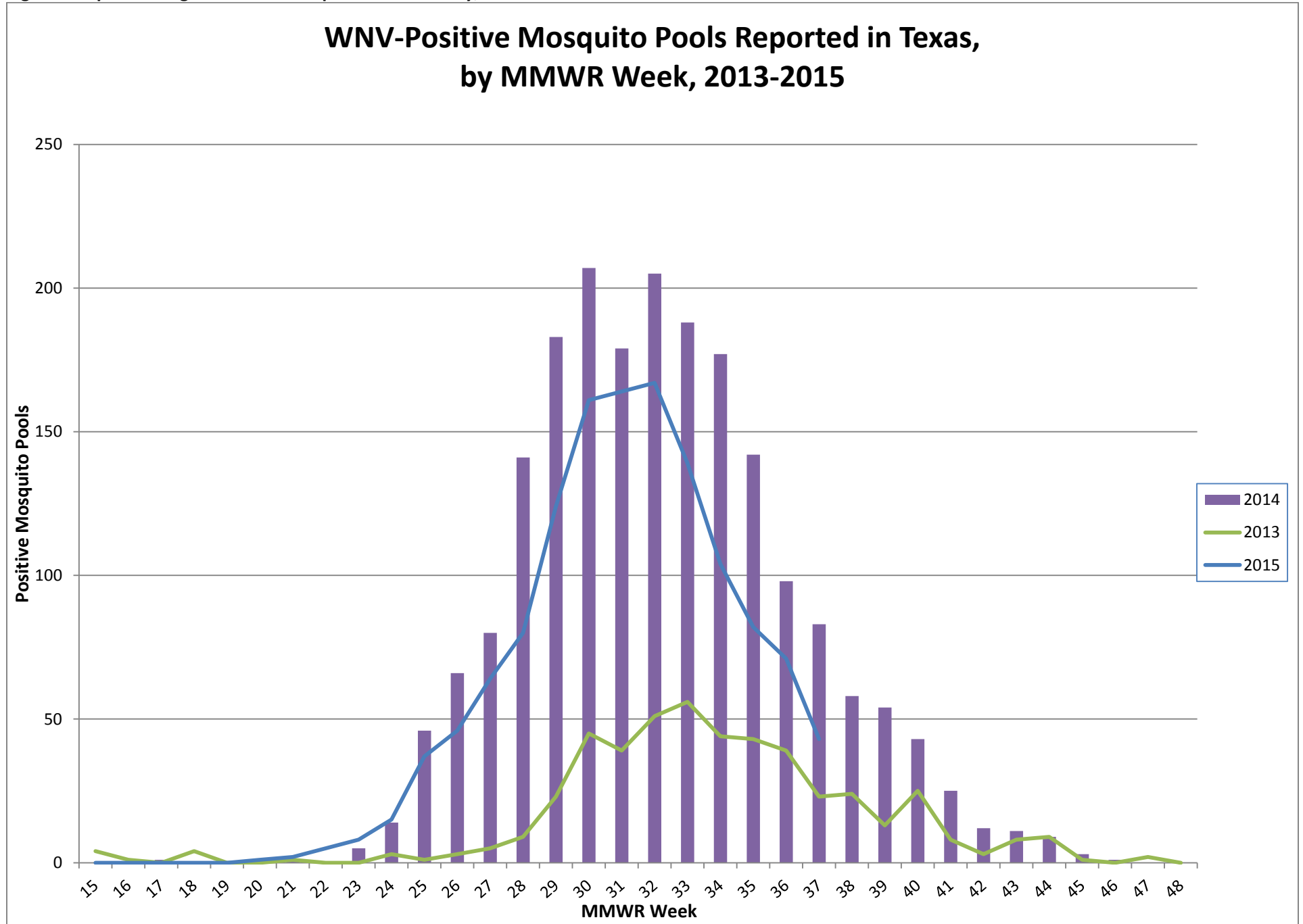
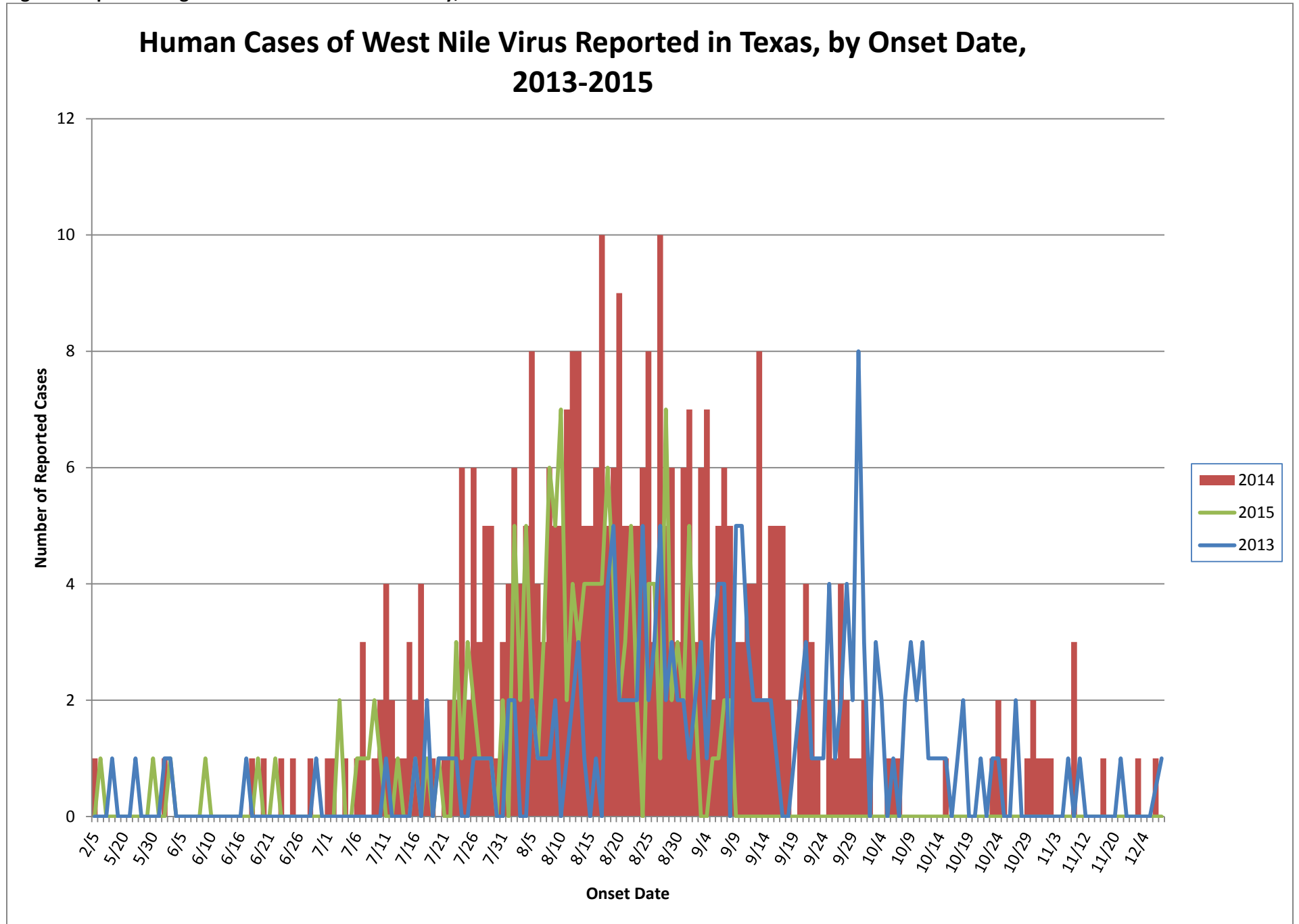


Figure 3. Epidemiologic Curve of Human WNV Activity, 2013-2015



For more detailed information about arboviruses found in Texas, please visit <http://www.dshs.state.tx.us/idcu/disease/arboviral/>.