



DSHS Arbovirus Activity Report
Week #41 (ending October 17, 2015)
Report Date: October 20, 2015

Table 1. Arbovirus Activity Summary, Texas, Weeks 1-41

Disease	Positive Mosquito Pools	Avian	Equine	Sentinel Chicken	Human						TOTAL
					Febrile Illness	Neurologic Illness	Severe Dengue	TOTAL (HUMAN)	Deaths	PVD‡	
CHIKV					30			30			30
DENV					15		2	17			17
EEEV			8	24				0			32
SLEV	4			1				0			5
WNV	1453	14	19		60	147		207	8	28	1693
OTHER ARBOVIRUS*	3										3
TOTAL REPORTS	1460	14	27	25	105	147	2	254	8	28	1780

CHIKV - Chikungunya Virus

DENV - Dengue Virus

EEEV - Eastern Equine Encephalitis Virus

SLEV - Saint Louis Encephalitis Virus

WNV - West Nile Virus

*Other Arbovirus - Tensaw, Bunyamwera or California Serogroup viruses

‡PVD - Presumptive viremic blood donors are people who had no symptoms at the time of donating blood through a blood collection agency, but whose blood tested positive when screened for the presence of WNV. Unless they meet the case reporting criteria, they are not counted as a case for official reporting purposes and are not included in the "total reports" column.

County	CHIKV*		DENV*		EEEV				SLEV			WNV								OTHER ARBOVIRUS		COUNTY TOTAL	
	M	H	M	H	M	E	SC	H	M	SC	H	M	A	E	SC	H				M	H		
																WNF	WNND	PVD‡	TOTAL				
Falls																	1			1			1
Floyd																	1	4	1	5			5
Fort Bend		1		1								13						1	1	1			16
Franklin		1																					1
Freestone															1								1
Galveston							24				1	1									2		28
Gonzales																		1		1			1
Gray																		1		1			1
Grayson												5											
Gregg																	1		1	1			1
Grimes																	1		1				1
Guadalupe																		1		1			1
Hansford																	1		1				1
Harris		4		4								399	14				7	22	8	29			450
Hays		1										1						1		1			3
Henderson		1																1		1			2
Hidalgo		1																					1
Houston															1								1
Hunt		1										8					1			1			10
Hutchinson															1								1
Jasper							2																2
Jefferson												3		2			1	1		2			7
Jim Hogg															1								1
Jim Wells																		1		1			1
Johnson												22						2	1	2			24
Kaufman																	1	1		2			2

County	CHIKV*		DENV*		EEEV				SLEV			WNV								OTHER ARBOVIRUS		COUNTY TOTAL
	M	H	M	H	M	E	SC	H	M	SC	H	M	A	E	SC	H				M	H	
																WNF	WNND	PVD‡	TOTAL			
Taylor												1					1		1			2
Tom Green																	1		1			1
Travis		4		4																		8
Trinity														1								1
Uvalde																	1		1			1
Val Verde																	1		1			1
Victoria														1	1				1			2
Walker		1															1		1			2
Waller																	1		1			1
Webb																	1		1			1
Wheeler																	1		1			1
Wichita												12				1	2		3			15
Williamson		1																				1
Wise																		1				
Zavala																	1		1			1
Total Number of Reports	0	30	0	17	0	8	24	0	4	1	0	1453	14	19	0	60	147	28	207	3	0	1780

M - mosquito A-avian E-equine SC- sentinel chicken H- human

CHIKV - Chikungunya Virus

DENV - Dengue Virus

EEEV - Eastern Equine Encephalitis Virus

SLEV - Saint Louis Encephalitis Virus

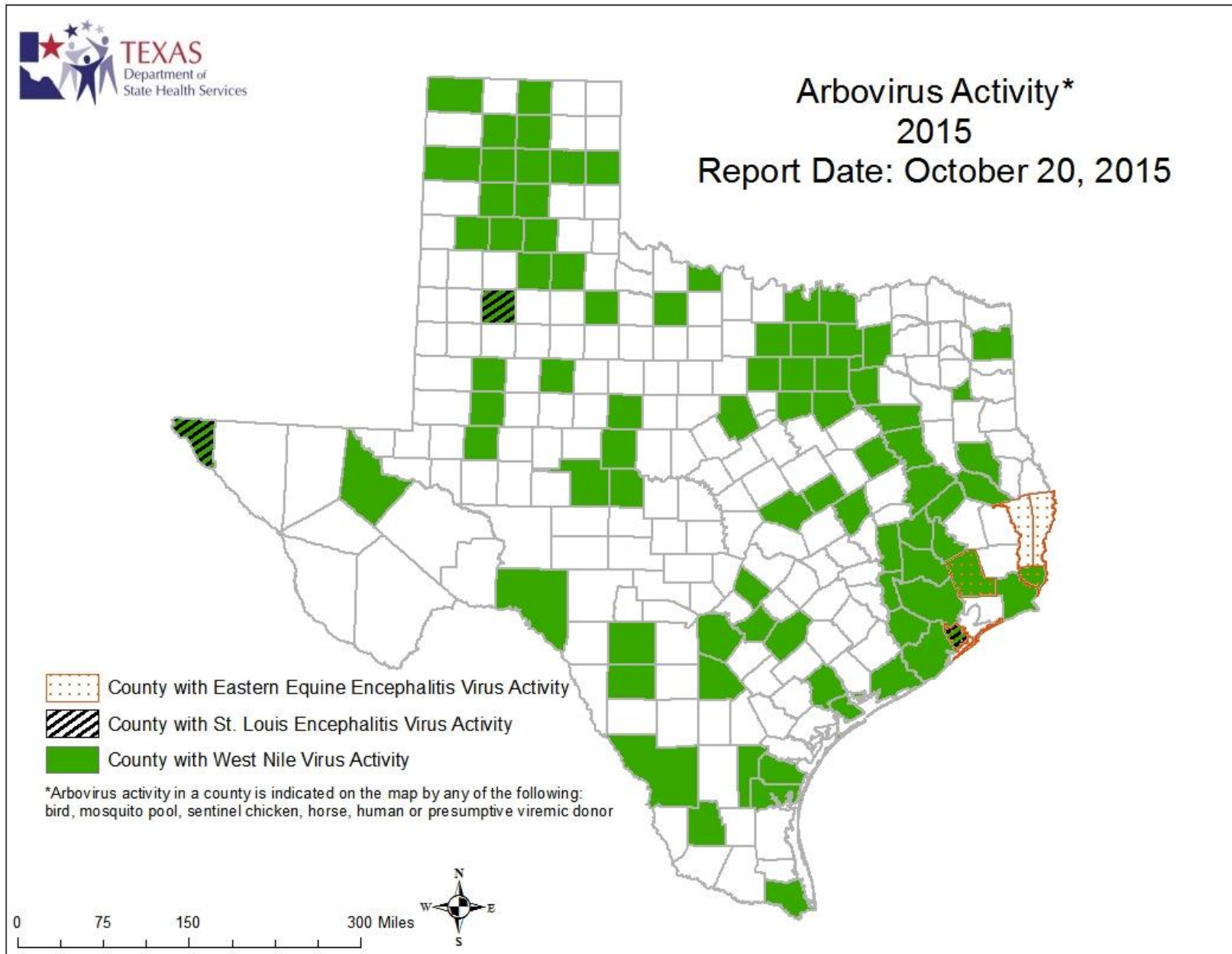
WNV - West Nile Virus

OTHER ARBOVIRUS - Tensaw, Bunyamwera or California Serogroup viruses

*All reported cases are imported.

‡Presumptive viremic blood donors (PVDs) are not included in any of the "total columns".

Figure 1. Texas Counties Reporting any Arbovirus Activity, Weeks 1-41



A Texas map showing the names of each County is available at www.dshs.state.tx.us/regions/stregctymap.pdf.

Figure 2. Epidemiologic Curve of Mosquito WNV Activity, 2013-2015

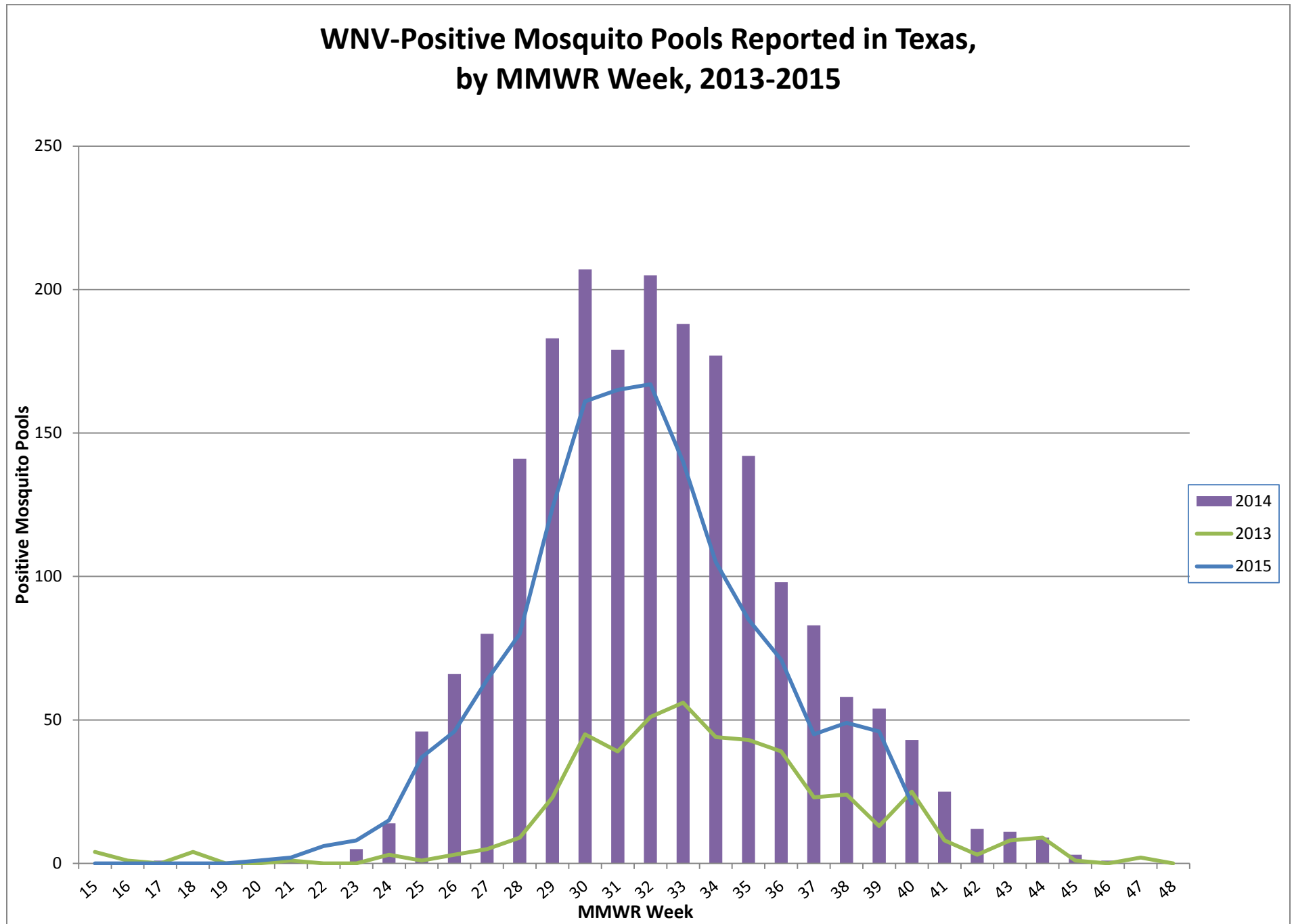
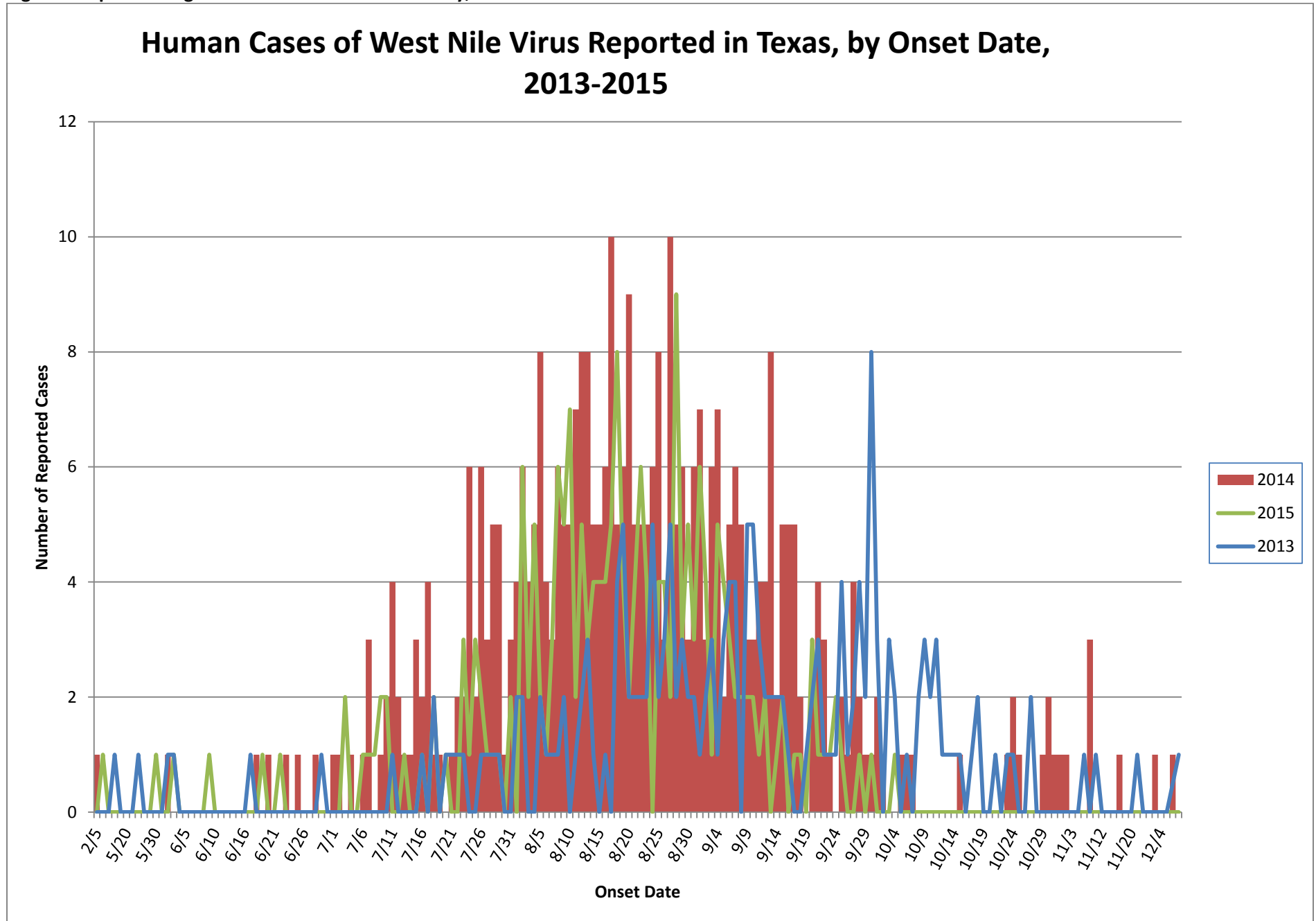


Figure 3. Epidemiologic Curve of Human WNV Activity, 2013-2015



For more detailed information about arboviruses found in Texas, please visit <http://www.dshs.state.tx.us/idcu/disease/arboviral/>.