



DSHS Arbovirus Activity Report
Week #38 (ending September 19, 2014)
Report Date: September 23, 2014

Table 1. Arbovirus Activity Summary, Texas, Weeks 1-38

Virus	Mosquito			Avian	Equine	Human						TOTAL
	DSHS Lab Reports	Non-DSHS Lab Reports	TOTAL (MOSQUITO POOLS)			Fever	Neuroinvasive	Hemorrhagic Fever	TOTAL (HUMAN)	Deaths	PVD‡	
CHIKV*						30			30			30
DENV*						13			13			13
EEEV					3							3
SLEV	5	1	6									6
WNV	274	1559	1833	73	1	42	82		124	1	42	2031
TOTAL REPORTS	279	1560	1839	73	4	85	82	0	167	1		2083

CHIKV - Chikungunya Virus

DENV - Dengue Virus

EEEV - Eastern Equine Encephalitis Virus

SLEV - Saint Louis Encephalitis Virus

WNV - West Nile Virus

*All reported cases are imported.

‡PVD - Presumptive viremic blood donors are people who had no symptoms at the time of donating blood through a blood collection agency, but whose blood tested positive when screened for the presence of West Nile virus. Unless they meet the case reporting criteria, they are not counted as a case for official reporting purposes and are not included in the "total reports" column.

Table 2. Arbovirus Activity by County, Weeks 1-38

County	CHIKV*		DENV*		EEEV			SLEV		WNV							COUNTY TOTAL**	
	M	H	M	H	M	E	H	M	H	M	A	E	H					
													WNF	WNND	PVD‡	TOTAL		
Angelina														1	1	1	1	1
Bastrop													1				1	1
Bell															1			
Bexar		4																4
Bowie															1			
Brazoria		1								17			4	3			7	25
Brazos										9								9
Cass						1												1
Collin		1		1						2								4
Crosby															2			
Dallas		2								104			5	3	1		8	114
Denton		3		1						18			1	1			2	24
El Paso		1		1				2		4			7	4			11	19
Ellis										2			1				1	3
Fort Bend										11			1	2			3	14
Freestone				1														1
Galveston				1						4				1	1		1	6
Gonzales		1																1
Grayson										4								4
Grimes													1				1	1
Hale														1			1	1
Hall													1				1	1
Hardin						1										1		1
Harris		6		1				1		1256	73		10	31	17		41	1378
Hidalgo														1	1		1	1
Hunt								2										2
Jefferson						1		1		1				1			1	4
Jim Wells															1			
Johnson										5								5
Leon														1			1	1
Liberty														3			3	3
Lubbock													1	1	1		2	2
Madison												1						1
Midland		1												1			1	2
Montgomery		1		1						180			4	15	5		19	201
Nueces				1										1			1	2
Orange										1					1			1

County	CHIKV*		DENV*		EEEV			SLEV		WNV							COUNTY TOTAL **
	M	H	M	H	M	E	H	M	H	M	A	E	H				
													WNF	WNND	PVD‡	TOTAL	
Parker													1			1	1
Potter															2		
Randall														1	2	1	1
Tarrant		4								209			2	5	2	7	220
Tom Green				1										1	2	1	2
Travis		4		3						5			1	3		4	16
Walker														1		1	1
Waller													1			1	1
Wichita										1							1
Williamson		1		1													2
Total Number of Reports		30		13		3		6		1833	73	1	42	82	42	124	2083

M-mosquito A-avian E-equine H-human

CHIKV - Chikungunya Virus

DENV - Dengue Virus

EEEV - Eastern Equine Encephalitis Virus

SLEV - Saint Louis Encephalitis Virus

WNV - West Nile Virus

WNF - West Nile Fever


WNND - West Nile Neuroinvasive Disease

*All reported cases are imported.

**Total may not equal the sum of the contributing subtotals because some counties will have reports from multiple species and/or for multiple diseases or disease syndromes.

‡Presumptive viremic blood donors (PVDs) are not included in any of the "total columns".

Figure 1. Texas Counties Reporting any WNV Activity, Weeks 1-38



A Texas map showing the names of each County is available at www.dshs.state.tx.us/regions/stregctymap.pdf.

Figure 2. Epidemiologic Curve of Mosquito WNV Activity, 2011-2014

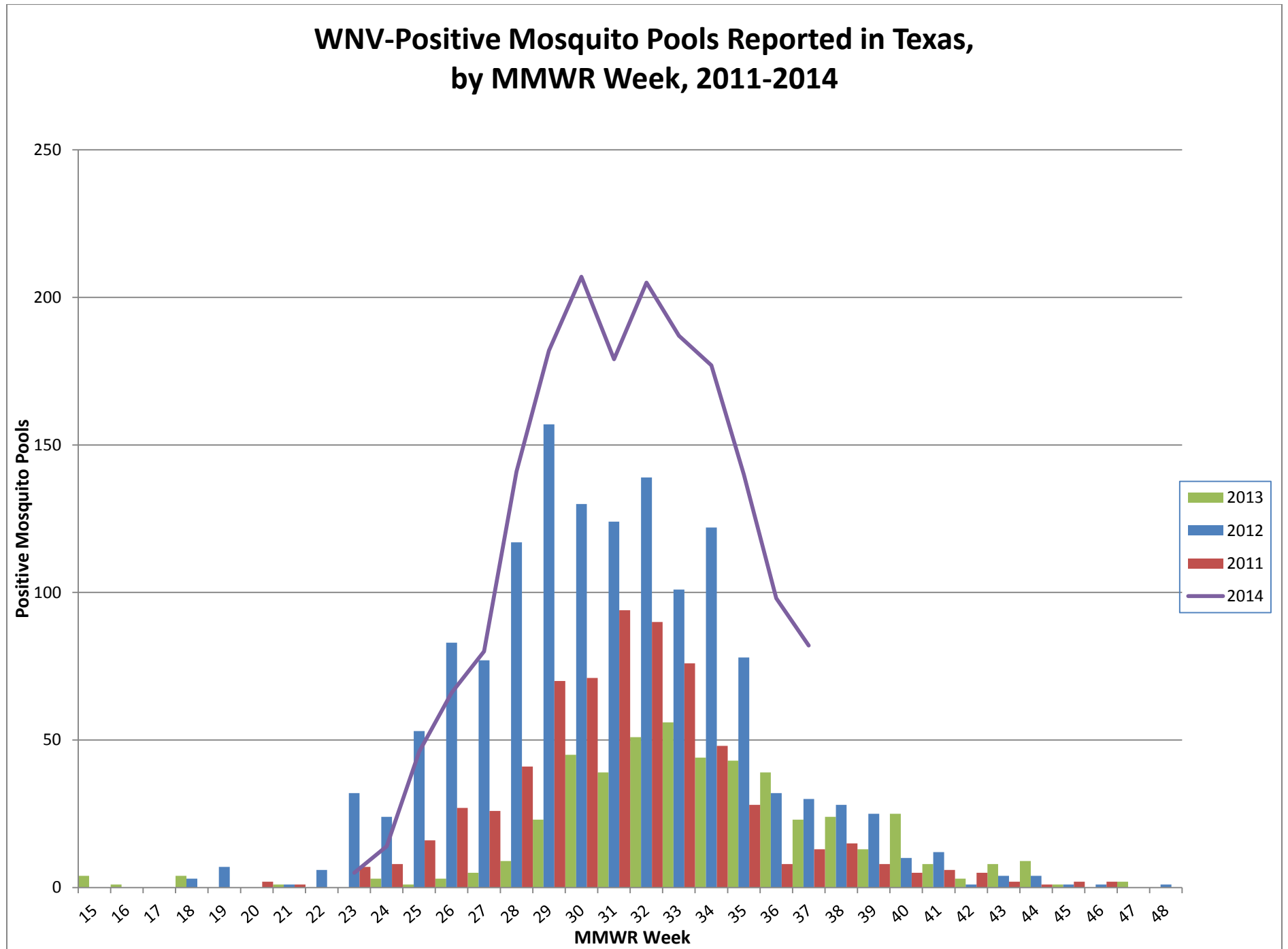
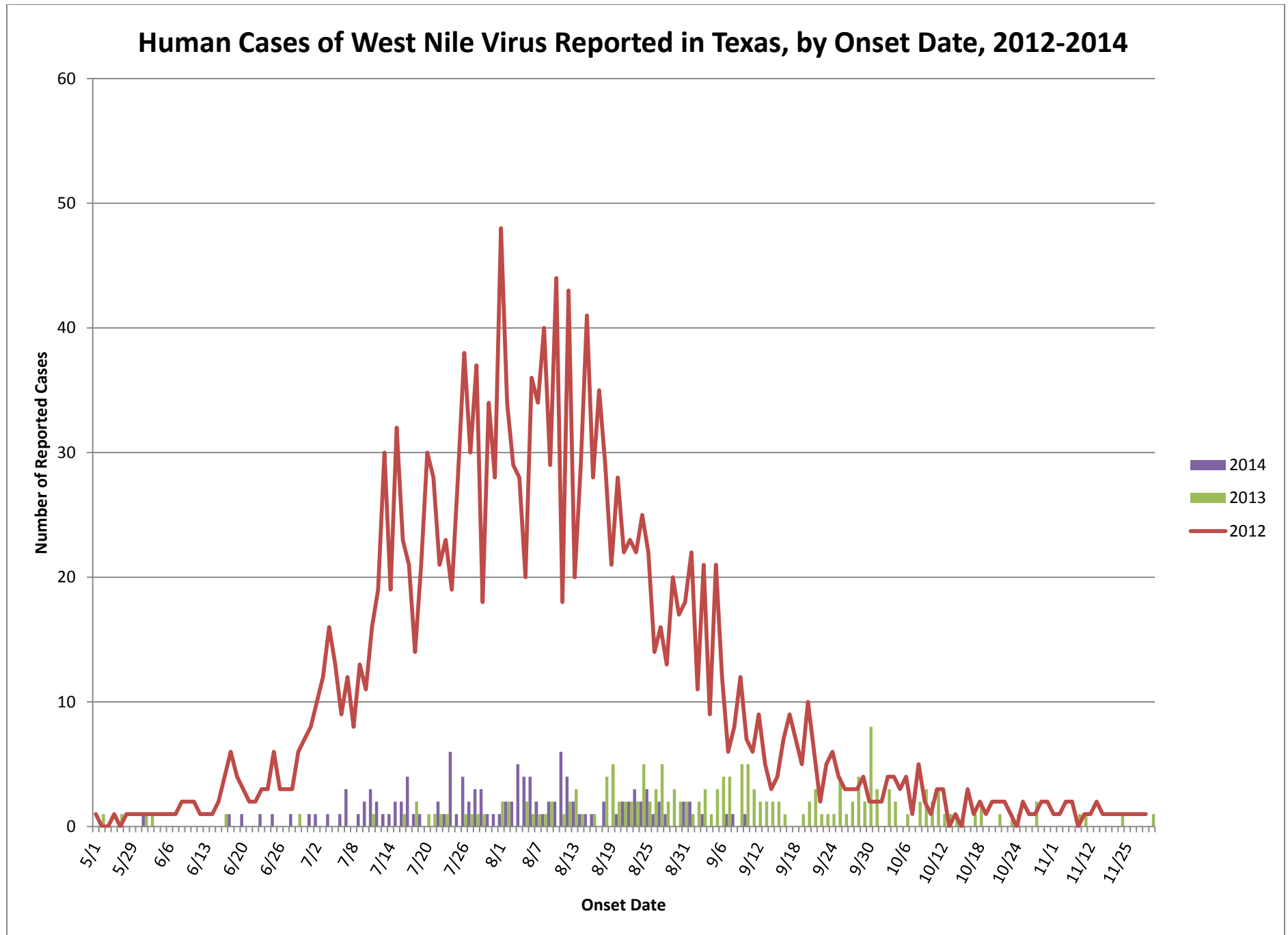


Figure 3. Epidemiologic Curve of Human WNV Activity, 2012-2014



For more detailed information about arboviruses found in Texas, please visit <http://www.dshs.state.tx.us/idcu/disease/arboviral/>.