



DSHS Arbovirus Activity Report
Week #33 (ending August 15, 2014)
Report Date: August 19, 2014

Table 1. Arbovirus Activity Summary, Texas, Weeks 1-33

Virus	Mosquito			Avian	Equine	Human						TOTAL
	DSHS Lab Reports	Non-DSHS Lab Reports	TOTAL (MOSQUITO POOLS)			Fever	Neuroinvasive	Hemorrhagic Fever	TOTAL (HUMAN)	Deaths	PVD‡	
CHIKV*						12			12			12
DENV*						7			7			7
EEEV												0
SLEV	3	1	4									4
WNV	171	1034	1205	50	1	13	17		30		23	1286
TOTAL REPORTS	174	1035	1209	50	1	32	17	0	49	0		1309

CHIKV - Chikungunya Virus

DENV - Dengue Virus

EEEV - Eastern Equine Encephalitis Virus

SLEV - Saint Louis Encephalitis Virus

WNV - West Nile Virus

*All reported cases are imported.

‡PVD - Presumptive viremic blood donors are people who had no symptoms at the time of donating blood through a blood collection agency, but whose blood tested positive when screened for the presence of West Nile virus. Unless they meet the case reporting criteria, they are not counted as a case for official reporting purposes and are not included in the "total reports" column.

Table 2. Arbovirus Activity by County, Weeks 1-33

County	CHIKV*		DENV*		EEEV			SLEV		WNV							COUNTY TOTAL**
	M	H	M	H	M	E	H	M	H	M	A	E	H				
													WNF	WNND	PVD‡	TOTAL	
Angelina															1		
Bell															1		
Bexar		1															1
Bowie															1		
Brazoria		1								5			2			2	8
Brazos										2							2
Collin		1															1
Crosby															1		
Dallas		1								28			3			3	32
Denton										1							1
El Paso				1				2		1			1	1		2	6
Ellis													1			1	1
Fort Bend										2							2
Freestone				1													1
Galveston				1						1				1		1	3
Gonzales		1															1
Hardin															1		
Harris		3		1				1		968	50		3	4	12	7	1030
Hidalgo															1		
Jefferson								1									1
Liberty														1		1	1
Madison												1					1
Montgomery		1								155			1	9	2	10	166
Nueces				1													1
Orange															1		
Parker													1			1	1
Tarrant										41				1		1	42

County	CHIKV*		DENV*		EEEV			SLEV		WNV							COUNTY TOTAL**
	M	H	M	H	M	E	H	M	H	M	A	E	H				
													WNF	WNND	PVD‡	TOTAL	
Tom Green				1											2		1
Travis		2		1						1			1			1	5
Williamson		1															1
Total Number of Reports		12		7				4		1205	50	1	13	17	23	30	1309

M-mosquito A-avian E-equine H-human

CHIKV - Chikungunya Virus

DENV - Dengue Virus

EEEV - Eastern Equine Encephalitis Virus

SLEV - Saint Louis Encephalitis Virus

WNV - West Nile Virus

WNF - West Nile Fever

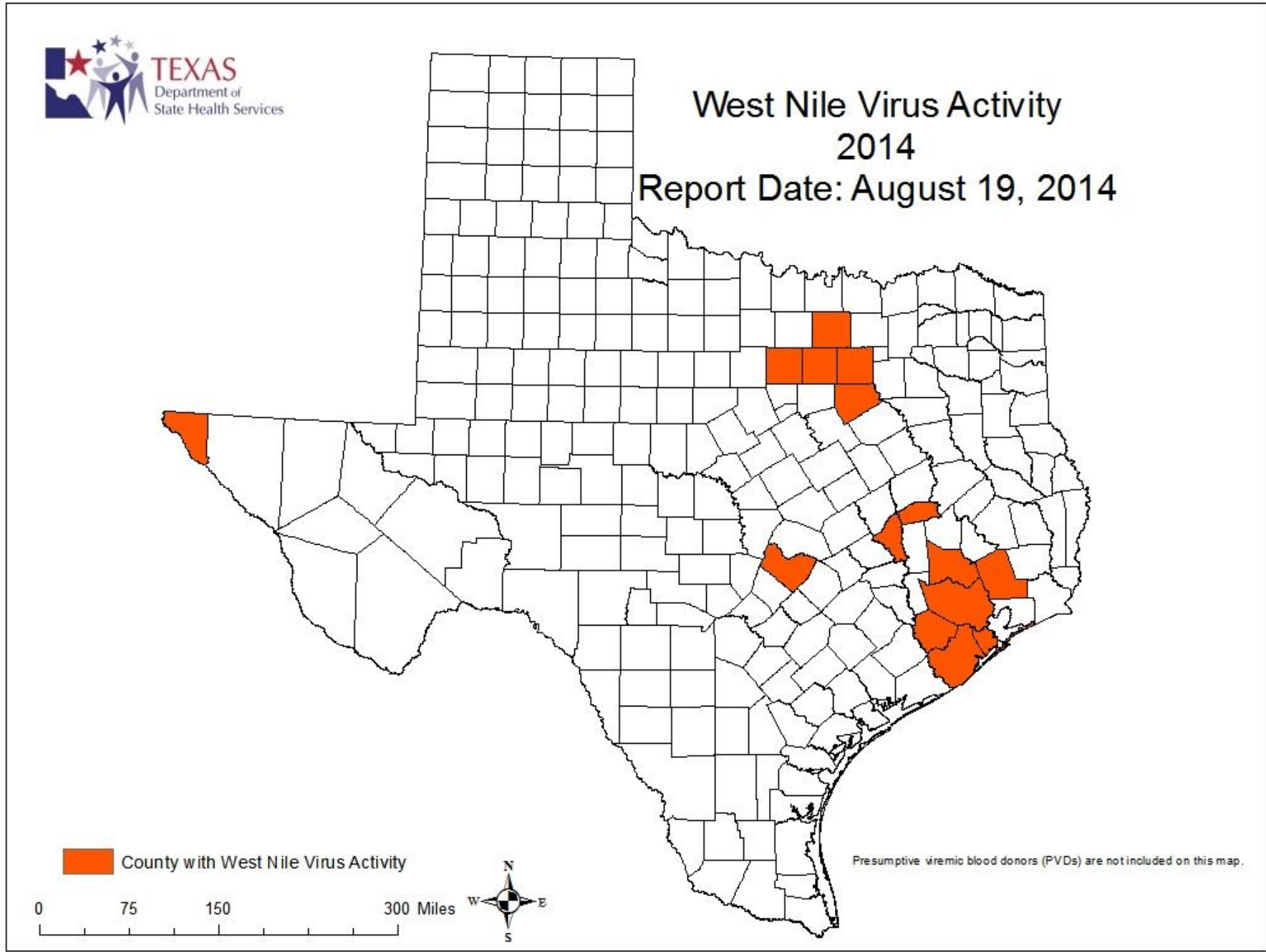
WNND - West Nile Neuroinvasive Disease

*All reported cases are imported.

**Total may not equal the sum of the contributing subtotals because some counties will have reports from multiple species and/or for multiple diseases or disease syndromes.

‡Presumptive viremic blood donors (PVDs) are not included in any of the "total columns".

Figure 1. Texas Counties Reporting any WNV Activity, Weeks 1-33



A Texas map showing the names of each County is available at www.dshs.state.tx.us/regions/stregctymap.pdf.

Figure 2. Epidemiologic Curve of Mosquito WNV Activity, 2011-2014

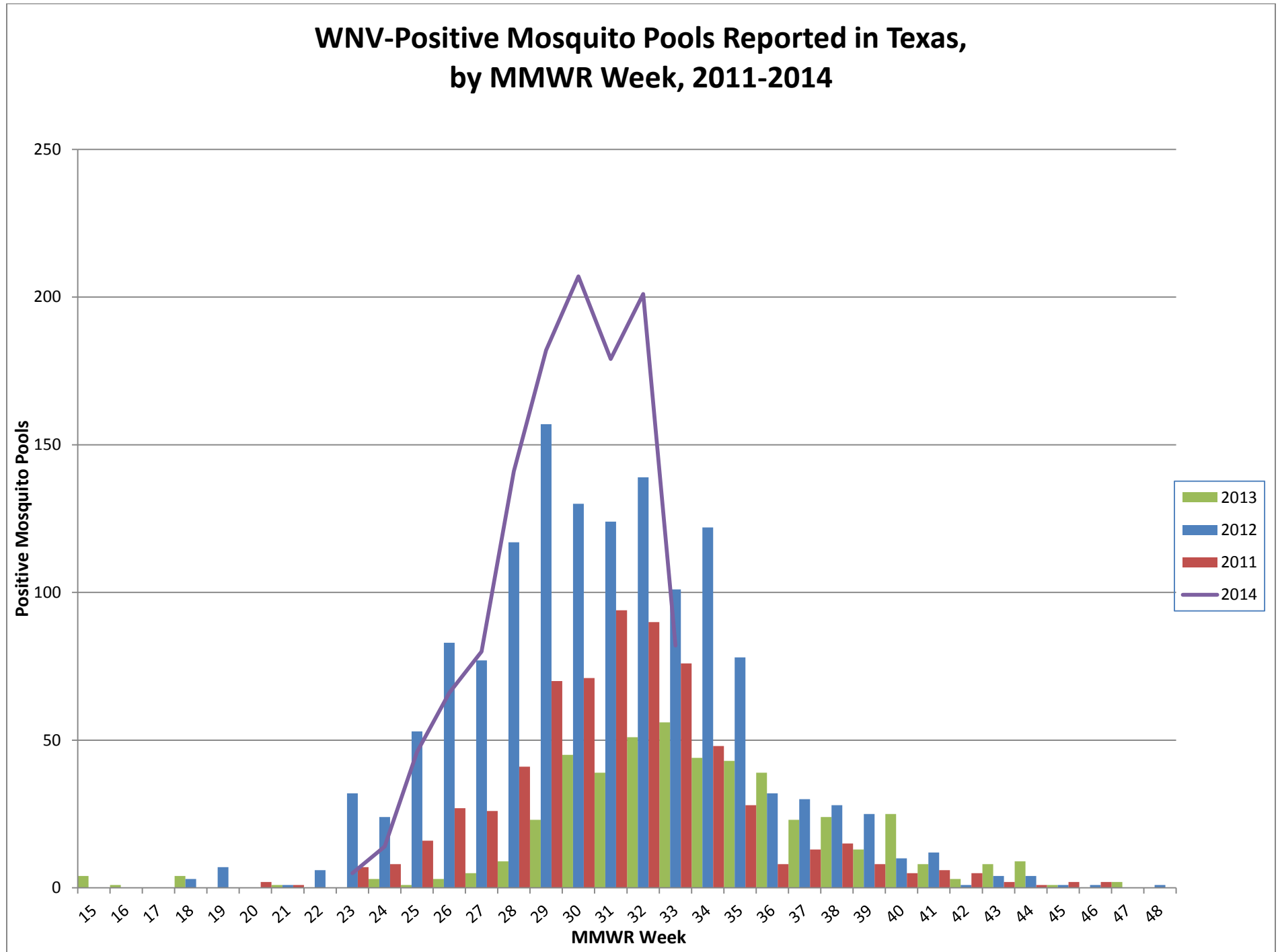
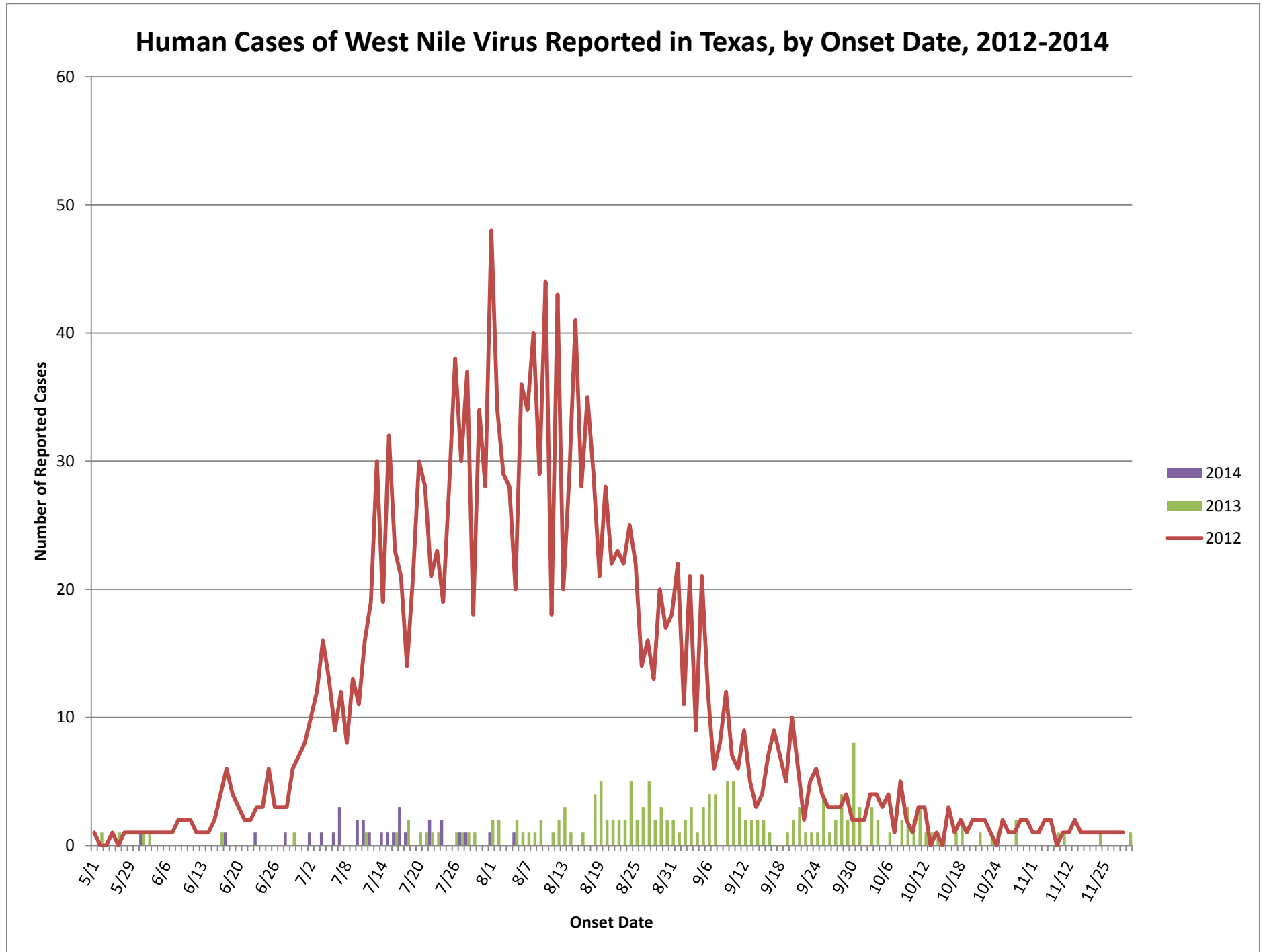


Figure 3. Epidemiologic Curve of Human WNV Activity, 2012-2014



For more detailed information about arboviruses found in Texas, please visit <http://www.dshs.state.tx.us/idcu/disease/arboviral/>.